



NAFv4 Based  
**ADMBw Profile**  
for SPARX EA

---

Version 2023.12

© 2020 - Bundeswehr ([SystemarchitektIT-SysBw@Bundeswehr.org](mailto:SystemarchitektIT-SysBw@Bundeswehr.org)),  
Schweizer Armee ([eamod.fub@vtg.admin.ch](mailto:eamod.fub@vtg.admin.ch)) - All Rights Reserved

The content and works in this file are governed by the copyright laws of Germany and Switzerland.  
Any duplication, processing, distribution or any form of utilisation beyond  
the scope of copyright law shall require the prior written consent of the author or authors in question.

# Table of Contents

<b>1 Overview</b>	<b>11</b>
1.1 Basic Concepts	11
1.2 Metaclass	11
1.3 Stereotype	11
1.4 Enumeration	11
1.5 Meta-Relationship	11
1.6 TaggedValue	12
1.7 Meta-Constraint	12
1.8 Color	13
<b>2 Viewpoints</b>	<b>14</b>
2.1 General concepts	14
2.1.1 Conforms To Standard	14
2.1.2 Constraints	15
2.1.3 Finding & Recommendation	16
2.1.4 Measurement	17
2.2 Concept Viewpoints	18
2.2.1 C1 - Capability Taxonomy	18
2.2.2 C2 - Enterprise Vision	19
2.2.3 C3 - Capability Dependencies	21
2.2.4 C4 - Standard Processes	22
2.2.5 C5 - Effects	23
2.2.6 C7 - Performance Parameters	25
2.2.7 C8 - Planning Assumption	26
2.2.8 Cr - Capability Roadmap	27
2.3 Service Specification Viewpoints	29
2.3.1 S1 - Service Taxonomy	29
2.3.2 S2 - Service Structure	31
2.3.3 S3 - Service Interfaces	33
2.3.4 S4 - Service Functions	34
2.3.5 S5 - Service States	35
2.3.6 S6 - Service Interactions	36
2.3.7 S7 - Service Interface Parameters	38
2.3.8 S8 - Service Policy	39
2.3.9 Sr - Service Roadmap	40
2.3.10 C1-S1 - Capability to Service Mapping	42
2.4 Logical Specification Viewpoints	43
2.4.1 L1 - Node Types	43
2.4.2 L2 - Logical Scenario	45
2.4.3 L3 - Node Interaction	47
2.4.4 L4 - Logical Activities	49
2.4.5 L5 - Logical States	51
2.4.6 L6 - Logical Sequence	52
2.4.7 L7 - Informtion Model	53
2.4.8 L8 - Logical Constraints	55
2.4.9 Lr - Lines of Development	57

2.4.10	L2-L3 - Logical Concept Viewpoint.....	59
2.5	Physical Resource Specification Viewpoints.....	61
2.5.1	P1- Resource Types.....	61
2.5.2	P2 - Resource Structure.....	64
2.5.3	P3 - Resource Connectivity.....	67
2.5.4	P4 - Resource Functions.....	69
2.5.5	P5 - Resource States.....	71
2.5.6	P6 - Resource Sequence.....	72
2.5.7	P7 - Data Model.....	73
2.5.8	P8 - Resource Constraints.....	75
2.5.9	Pr - Configuration Management.....	77
2.5.10	L4-P4 Activity to Function Mapping.....	79
2.6	Architecture Foundation.....	80
2.6.1	A1 - Meta-Data Definitions.....	80
2.6.2	A2 - Architecture Products.....	81
2.6.3	A3 - Architecture Correspondence.....	83
2.6.4	A4 - Methodology Used.....	84
2.6.5	A5 - Architecture Status.....	85
2.6.6	A6 - Architecture Versions.....	86
2.6.7	A7 - Architecture Compliance.....	87
2.6.8	A8 - Standards.....	88
2.6.9	Ar - Architecture Roadmap.....	89
2.7	Requirement Viewpoints.....	90
2.7.1	R2 - Requirement Catalogue.....	90
2.7.2	R3 - Requirement Dependencies.....	91
2.7.3	R7 - Requirement Derivation.....	93
2.7.4	R8 - Requirement Fulfilment.....	95
2.7.5	Rr - Requirement Realization.....	96
<b>3</b>	<b>Definitions.....</b>	<b>98</b>
3.1	AchievedEffect.....	98
3.2	Achiever.....	99
3.3	ActivityPerformableUnderCondition.....	100
3.4	ActivitySupportsService.....	101
3.5	ActsUpon.....	102
3.6	ActualCondition.....	103
3.7	ActualConditionToActualResource.....	105
3.8	ActualEnduringTask.....	106
3.9	ActualEnterprisePhase.....	107
3.10	ActualEnvironment.....	109
3.11	ActualLocation.....	110
3.12	ActualMeasurement.....	112
3.13	ActualMeasurementSet.....	113
3.14	ActualMeasurementSetAppliesFor.....	114
3.15	ActualOrganization.....	115
3.16	ActualOrganizationalResource.....	116
3.17	ActualOrganizationRole.....	117
3.18	ActualPerson.....	118
3.19	ActualPost.....	119
3.20	ActualProject.....	120
3.21	ActualProjectConsults.....	122

3.22	ActualProjectDependency .....	123
3.23	ActualProjectInforms .....	124
3.24	ActualProjectMilestone .....	125
3.25	ActualProjectMilestoneRole.....	127
3.26	ActualPropertySet.....	128
3.27	ActualResource .....	130
3.28	ActualResourceNeededByActualProjectMilestone.....	132
3.29	ActualResourceRelationship .....	133
3.30	ActualResourceRole .....	134
3.31	ActualResourceToActualProjectMilestone .....	135
3.32	ActualResponsibleResource .....	136
3.33	ActualService.....	137
3.34	ActualServiceSpecificationRole.....	139
3.35	ActualState .....	140
3.36	AffectedActivity .....	141
3.37	AffectedFunctions .....	142
3.38	AffectedResource .....	143
3.39	Alias .....	144
3.40	ArbitraryConnector.....	145
3.41	ArchitecturalDescription.....	146
3.42	ArchitecturalReference .....	148
3.43	ArchitecturalSequence .....	149
3.44	Architecture.....	150
3.45	ArchitectureForProject.....	151
3.46	ArchitectureMetadata .....	152
3.47	Asset.....	153
3.48	AssetRole .....	154
3.49	BoundaryCondition .....	155
3.50	BusinessProcess .....	156
3.51	BWRequirement .....	157
3.52	Capability .....	159
3.53	CapabilityConfiguration .....	161
3.54	CapabilityDependency.....	163
3.55	CapabilityForTask.....	164
3.56	CapabilityGeneralization.....	165
3.57	CapabilityRole.....	166
3.58	CapabilityRoleDependency .....	167
3.59	CapableElement .....	168
3.60	Checks .....	169
3.61	Classification.....	170
3.62	Classified .....	172
3.63	Command .....	174
3.64	Competence .....	175
3.65	CompetenceForRole .....	176
3.66	CompliesViewpoint .....	177
3.67	ConceptItem .....	178
3.68	ConceptRole .....	179
3.69	Concern .....	180
3.70	ConcernForActualEnterprisePhase .....	181
3.71	ConcernForView .....	182

3.72	ConcernForViewpoint .....	183
3.73	Condition .....	184
3.74	ConflictsWith .....	185
3.75	ConformsTo .....	186
3.76	ConsumedBy .....	188
3.77	Consumes .....	189
3.78	Control .....	190
3.79	DataElement .....	192
3.80	DataElementStoredIn .....	194
3.81	DataModel .....	195
3.82	DataRole .....	196
3.83	Definition .....	197
3.84	DerivedFrom .....	198
3.85	DescribedBy .....	199
3.86	DesiredEffect .....	200
3.87	Desirer .....	201
3.88	DocumentReference .....	202
3.89	EnduringTask .....	204
3.90	Energy .....	205
3.91	EnterpriseGoal .....	206
3.92	EnterprisePhase .....	207
3.93	EnterpriseVision .....	208
3.94	Environment .....	209
3.95	EnvironmentalCondition .....	211
3.96	EnvironmentalContext .....	212
3.97	EnvironmentProperty .....	213
3.98	Evaluates .....	214
3.99	Exchange .....	215
3.100	ExchangItem .....	216
3.101	Exhibits .....	217
3.102	Expresses .....	218
3.103	FieldedCapability .....	219
3.104	Finding .....	220
3.105	FitCriterion .....	222
3.106	Forecast .....	223
3.107	ForecastPeriod .....	224
3.108	FormStoredIn .....	225
3.109	FulfilmentCriterion .....	226
3.110	Function .....	227
3.111	FunctionAction .....	229
3.112	FunctionalRequirement .....	231
3.113	FunctionControlFlow .....	233
3.114	FunctionEdge .....	234
3.115	FunctionObjectFlow .....	235
3.116	FunctionSubject .....	237
3.117	GeoPoliticalExtentType .....	238
3.118	GoalForActualEnterprisePhase .....	239
3.119	HighLevelOperationalConcept .....	240
3.120	HostedOn .....	241
3.121	Implements .....	242

3.122	ImplementsProtocol .....	245
3.123	Information .....	246
3.124	InformationElement .....	247
3.125	InformationRole .....	249
3.126	InteractionMessage .....	250
3.127	InteractionRole .....	251
3.128	IsAccountableFor .....	252
3.129	IsCapableToPerform .....	253
3.130	IsDuplicateOf .....	255
3.131	IsEquivalentToStandardElement .....	256
3.132	IsResponsibleFor .....	257
3.133	JustifiedBy .....	258
3.134	KnownResource .....	260
3.135	Location .....	261
3.136	LocationHolder .....	262
3.137	LocationType .....	263
3.138	MapsToCapability .....	264
3.139	MeasurableElement .....	265
3.140	Measurement .....	269
3.141	MeasurementType .....	271
3.142	Metadata .....	273
3.143	MilestoneDependency .....	274
3.144	NaturalResource .....	275
3.145	NeedsModificationOf .....	276
3.146	NeedsResource .....	277
3.147	NeedsService .....	278
3.148	NonfunctionalRequirement .....	279
3.149	OperationalActivity .....	281
3.150	OperationalActivityAction .....	283
3.151	OperationalActivityEdge .....	285
3.152	OperationalAgent .....	286
3.153	OperationalArchitecture .....	288
3.154	OperationalArchitectureOfEnterprisePhase .....	289
3.155	OperationalAsset .....	290
3.156	OperationalConnector .....	291
3.157	OperationalConstraint .....	292
3.158	OperationalControlFlow .....	294
3.159	OperationalExchange .....	295
3.160	OperationalExchangeItem .....	297
3.161	OperationalInterface .....	299
3.162	OperationalMessage .....	300
3.163	OperationalMessageFlow .....	301
3.164	OperationalMethod .....	302
3.165	OperationalObjectFlow .....	303
3.166	OperationalParameter .....	304
3.167	OperationalPerformer .....	305
3.168	OperationalPort .....	307
3.169	OperationalRole .....	308
3.170	OperationalSignal .....	310
3.171	OperationalSignalProperty .....	311

3.172	OperationalStateDescription.....	312
3.173	Organization .....	313
3.174	OrganizationalResource .....	315
3.175	OriginatesFrom .....	316
3.176	OwnedMilestone .....	318
3.177	OwnsActualMeasurementSet .....	319
3.178	OwnsMeasurement .....	320
3.179	OwnsProcess.....	321
3.180	PaperForm.....	322
3.181	PartOfCatalogue .....	323
3.182	PartOfCategory .....	324
3.183	PerformsInContext.....	325
3.184	Person .....	327
3.185	PhysicalArchitectureOfEnterprisePhase .....	328
3.186	PhysicalLocation.....	329
3.187	PhysicalResource .....	330
3.188	Post.....	331
3.189	PostRole .....	332
3.190	ProblemDomain .....	334
3.191	ProcessEdge .....	335
3.192	ProcessGeneralization .....	336
3.193	ProcessMessageFlow .....	337
3.194	ProcessOperation.....	338
3.195	ProcessParameter .....	339
3.196	ProcessUsage .....	340
3.197	Project.....	341
3.198	ProjectMilestone .....	343
3.199	ProjectMilestoneRole.....	344
3.200	ProjectMilestoneToProjectTheme .....	345
3.201	ProjectProvidesFunction.....	346
3.202	ProjectRole .....	347
3.203	ProjectSequence .....	349
3.204	ProjectStatus .....	350
3.205	ProjectSupportActivity .....	351
3.206	ProjectTheme .....	352
3.207	PropertySet.....	353
3.208	PropertySetGeneralisation .....	356
3.209	Protocol.....	357
3.210	ProtocolImplementation .....	359
3.211	ProtocolLayer.....	360
3.212	Protocolstack .....	361
3.213	ProvidedServiceLevel.....	362
3.214	Provides .....	363
3.215	ProvidesCompetence .....	364
3.216	ProvidesServiceFunction .....	365
3.217	RatifiedStandards .....	366
3.218	RealiseRequirement .....	367
3.219	RealizedDesiredEffect .....	369
3.220	RealizesRecommendation.....	370
3.221	RealizingAchievedEffect.....	372



3.222	Recommendation.....	373
3.223	Reference .....	375
3.224	RefersTo .....	377
3.225	Refines.....	379
3.226	Replaces .....	380
3.227	ReplaceStandardElement.....	381
3.228	RequiredEnvironment.....	382
3.229	RequiredResource .....	383
3.230	RequiredServiceLevel .....	384
3.231	RequirementCatalogue.....	385
3.232	RequirementCategory .....	386
3.233	Requires .....	387
3.234	RequiresCompetence .....	388
3.235	Resource .....	389
3.236	ResourceArchitecture .....	390
3.237	ResourceArtifact .....	392
3.238	ResourceAsset .....	394
3.239	ResourceConnector.....	395
3.240	ResourceConstraint.....	397
3.241	ResourceDependency .....	399
3.242	ResourceExchange .....	400
3.243	ResourceExchangeltem .....	402
3.244	ResourceInterface .....	404
3.245	ResourceMessage.....	405
3.246	ResourceMethod .....	406
3.247	ResourceMitigation .....	408
3.248	ResourceParameter .....	409
3.249	ResourcePerformer .....	410
3.250	ResourcePort.....	413
3.251	ResourceRole .....	414
3.252	ResourceSignal .....	417
3.253	ResourceSignalProperty.....	418
3.254	ResourceStateDescription.....	419
3.255	ResourceToServiceDependency.....	420
3.256	Responsibility.....	421
3.257	Responsible .....	422
3.258	ResultsFrom .....	423
3.259	Rule .....	425
3.260	SameAs .....	426
3.261	Satisfy .....	427
3.262	SecurityConstraint .....	429
3.263	SecurityEnclave .....	430
3.264	SecurityProcess.....	431
3.265	ServiceClassification .....	432
3.266	ServiceConnector .....	433
3.267	ServiceDependency .....	434
3.268	ServiceFunction .....	435
3.269	ServiceFunctionAction.....	437
3.270	ServiceInterface.....	438
3.271	ServiceMessage .....	439

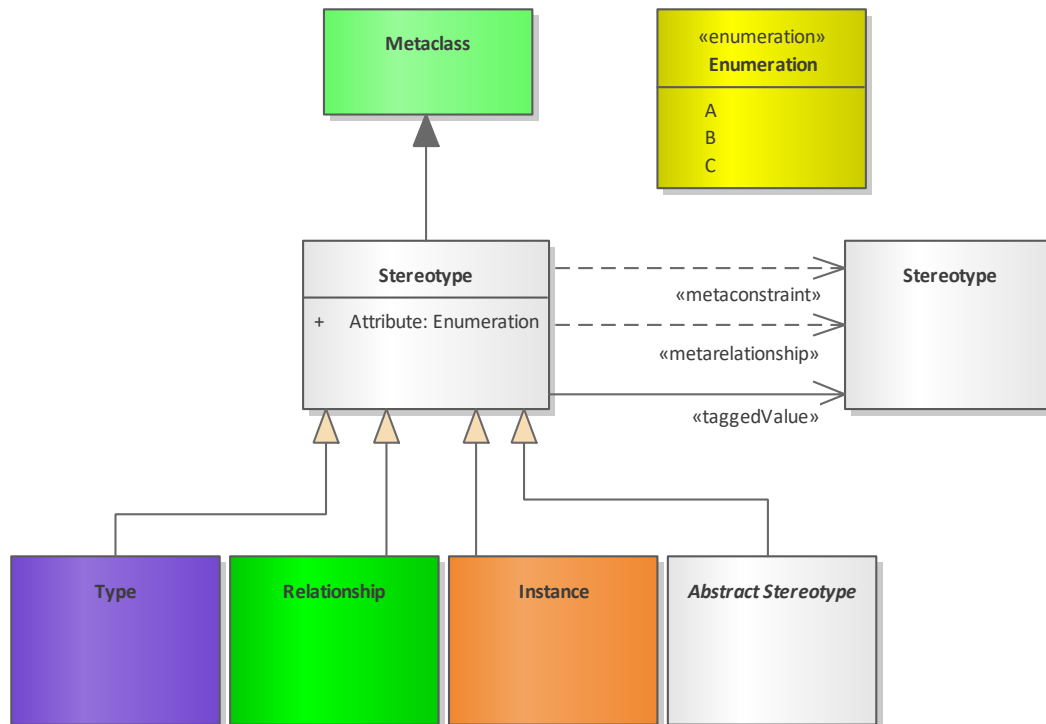
3.272	ServiceMethod .....	440
3.273	ServiceParameter .....	442
3.274	ServicePolicy .....	443
3.275	ServicePort .....	445
3.276	ServiceProvision .....	446
3.277	ServiceSpecification .....	448
3.278	ServiceSpecificationGeneralization .....	451
3.279	ServiceSpecificationRole .....	452
3.280	ServiceStateDescription .....	454
3.281	SMEReference .....	455
3.282	Software .....	457
3.283	Stakeholder .....	458
3.284	StakeholderConcern .....	459
3.285	Standard .....	460
3.286	StandardOperationalActivity .....	462
3.287	StateDescription .....	463
3.288	StatementTask .....	464
3.289	StoredIn .....	465
3.290	StrategicConstraint .....	466
3.291	SubjectOfForecast .....	468
3.292	SubjectOfOperationalConstraint .....	470
3.293	SubjectOfResourceConstraint .....	471
3.294	SubjectOfSecurityConstraint .....	472
3.295	SubOrganization .....	473
3.296	SuccessorOf .....	474
3.297	System .....	475
3.298	Technology .....	476
3.299	TemporalPart .....	477
3.300	ToBeRealizedBy .....	478
3.301	UAFElement .....	480
3.302	VersionedElement .....	482
3.303	VersionOfConfiguration .....	483
3.304	VersionReleased .....	484
3.305	VersionSuccession .....	485
3.306	VersionWithdrawn .....	486
3.307	View .....	487
3.308	Viewpoint .....	488
3.309	ViewpointsInArchitecturalDescription .....	489
3.310	ViewpointToStakeholder .....	490
3.311	ViewsInArchitecturalDescription .....	491
3.312	VisionForActualEnterprisePhase .....	492
3.313	WholeLifeConfiguration .....	493
3.314	WholeLifeEnterprise .....	494

# 1 Overview

This document describes the rows, viewpoints, elements and relationships of the NATO Architecture Framework v4 (NAFv4).

## 1.1 Basic Concepts

The following section describes the basic concepts of the NAFv4 metamodel:



## 1.2 Metaclass

A metaclass is a profile class from uml, which may be extended through one or more stereotypes

## 1.3 Stereotype

A stereotype is a profile class which defines how an existing metaclass may be extended as part of a profile like NAFv4. There are four different colors used in the documentation to distinguish between type, relationship, instance and abstract stereotype in the NAFv4 meta model. A stereotype describes a relationship or an element.

## 1.4 Enumeration

An enumeration is a profile class in the model that represents named values in an enumeration and can be used to generate a drop-down list of values for a tagged value associated with a stereotype element.

## 1.5 Meta-Relationship

A meta-relationship connector between two stereotypes is used to specify a valid uml connector between these two stereotypes. The constraint should be set in the tag “metaclass” on the meta-relationship connector.

## 1.6 TaggedValue

An additional meta-information for a stereotype by adding various types of tagged value, which you identify as attributes of the stereotype. The connector points to the stereotype of the elements which can be selected at the considered tagged value.

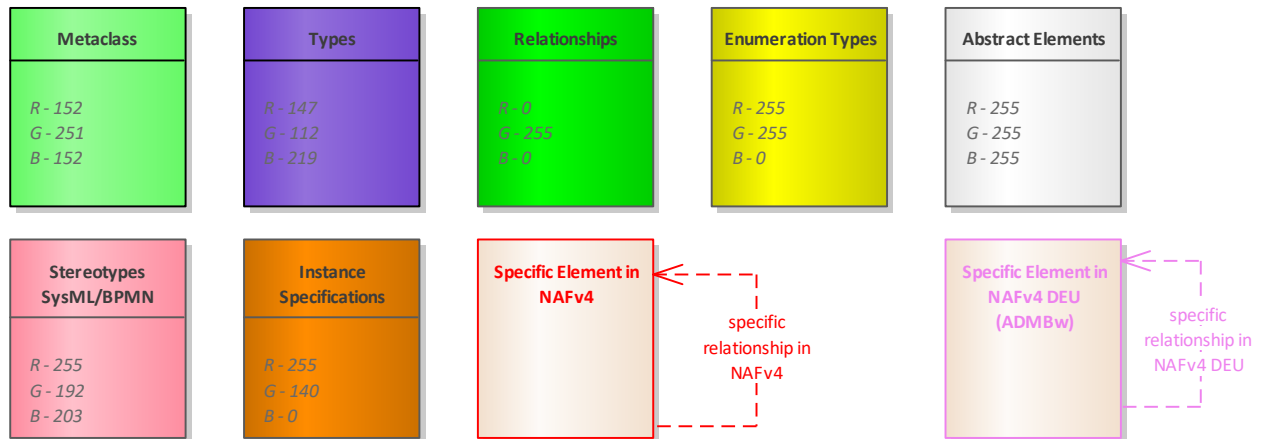
## 1.7 Meta-Constraint

A meta-constraint connector between two stereotypes is used to specify, how these two stereotypes are related to each other. The constraint should be set in the tag “umlRole” on the Meta-Constraint connector, which the relationship defines. The following types of “umlRoles” can be distinguished:

- **classifier/definingFeature**  
Restricts the classifier for the source Stereotype element to the target Stereotype element. The connector points to possible classifiers of the considered element.
- **type**  
Restricts the type for the source Stereotype element to the target Stereotype element. The connector points to possible property types of the considered element.
- **behavior**  
Restricts the behavior for the source Stereotype element to the target Stereotype element. The connector points to possible behavioral classifiers of the considered element.
- **conveyed**  
Restricts the conveyed element for the source Stereotype element to the target Stereotype element. The connector points to possible conveyed elements of the considered relation.
- **client/source/end[0].role/informationSource**  
Restricts the source of a connector to the target Stereotype element. The connector points to the source of the considered relation.
- **supplier/target/end[1].role/informationTarget**  
Restricts the target of a connector to the target Stereotype element. The connector points to the target of the considered relation.
- **realizingConnector/realizingActivityEdge/realizingMessage**  
Restricts the relationship that can realize an information flow. The connector points to the relation which can be realized by the considered relation.
- **typedElement/instanceSpecification**  
When dropping as classifier from the Browser window, this constraint restricts the type to the target Stereotype element. (Note: Not used in the NAF v4 metamodel.)
- **owner/class/activity/owningInstance**  
Restricts the container of this element to the target Stereotype element. This constraint is used to create embedded element rules for the Quick Linker and validate nesting during Model Validation. The connector points to possible owning instances of the considered element.
- **ownedElement/ownedAttribute/ownedOperation/ownedParameter/ownedPort**  
Restricts the element/attribute/operation/parameter/port that can be owned by the source Stereotype element. This constraint is typically used to validate nesting during Model Validation. The connector points to the element which can be owned by the considered element.
- **method**  
Restricts the method of an element to a Stereotype element. The connector points to the
- **realizes**  
Restricts the relationship that can realize the considered relationship. The connector points to the relation which realizes the considered relation.

## 1.8 Color

The following diagram summarizes the colors used for the different meta model elements.



## 2 Viewpoints

### 2.1 General concepts

This section presents concepts that are used in all areas of the ADMBw.

#### 2.1.1 Conforms To Standard

##### Purpose

With the ConformsTo relationship, one or more standards can be assigned to each stereotype of the ADMBw.

##### Meta Model

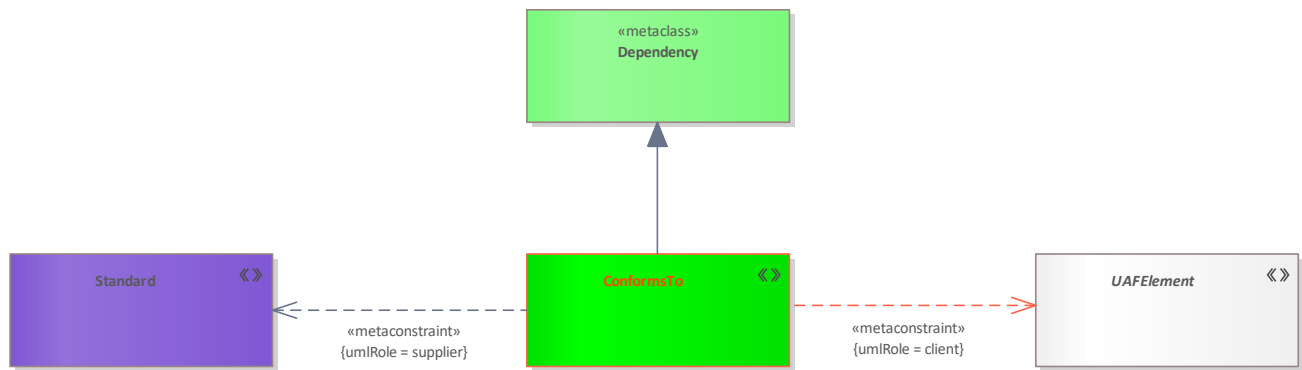


Figure 1: Conforms To Standard

##### Meta Model Elements

Name	Definition
<a href="#"><u>ConformsTo</u></a>	A relationship that expresses that an UAFElement conforms to a standard.
<a href="#"><u>Standard</u></a>	A ratified and peer-reviewed specification that is used to guide or constrain the architecture. A Standard may be applied to any element in the architecture.
<a href="#"><u>UAFElement</u></a>	Abstract super type for all of the UAF elements. It provides a way for all of the UAF elements to have a common set of properties.

## 2.1.2 Constraints

### Purpose

Constraints are present in the ADMBw in various forms. All forms use the same basic concepts for the assignment and derivation of constraints.

### Meta Model

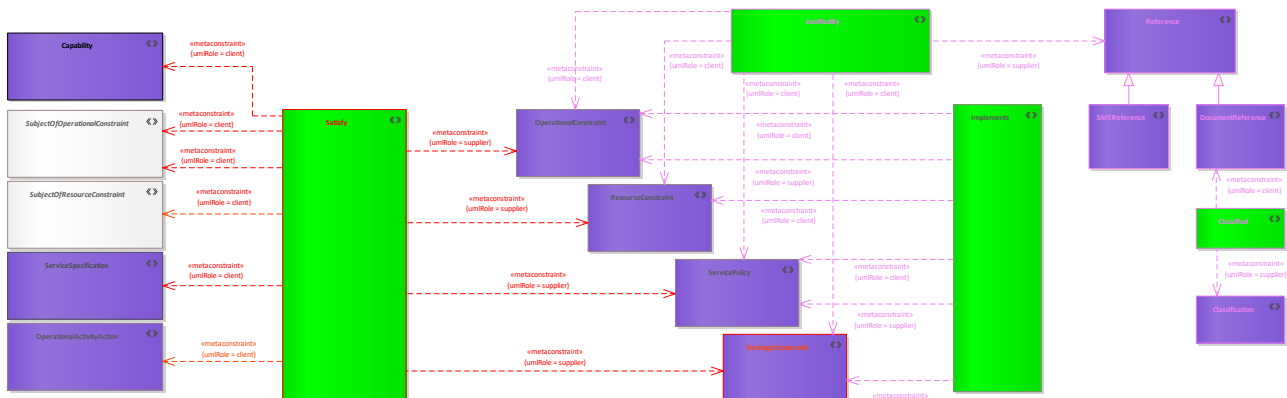


Figure 2: Constraints

### Meta Model Elements

Name	Definition
<a href="#">Capability</a>	A high level specification of the enterprise's ability to execute a specified course of action.
<a href="#">Classification</a>	Classification according to STANAG 1059.
<a href="#">Classified</a>	Relationship that indicates which classification an element has.
<a href="#">DocumentReference</a>	The element describes a regulation, instruction or a general document.
<a href="#">Implements</a>	A tuple that defines how an element in the upper layer of abstraction is implemented by a semantically equivalent element (i.e. tracing the OperationalActivities to the Functions that implement them) in the lower level of abstraction.
<a href="#">JustifiedBy</a>	Relation states that an Constraint is derived from a reference (Reference, DocumentReference, SMEReference).
<a href="#">OperationalActivityAction</a>	A call of an OperationalActivity in the context of another OperationalActivity.
<a href="#">OperationalConstraint</a>	A Rule governing a logical architectural element i.e. OperationalPerformer, OperationalActivity, InformationElement etc.
<a href="#">Reference</a>	Element describes all types of references.
<a href="#">ResourceConstraint</a>	A rule governing the structural or functional aspects of an implementation.
<a href="#">Satisfy</a>	This relation states that an constraint affects an element.
<a href="#">ServicePolicy</a>	A constraint governing the use of one or more ServiceSpecifications.
<a href="#">ServiceSpecification</a>	The specification of a set of functionality provided one element for the use of others.
<a href="#">SMEReference</a>	Element stands for a result of a workshop or expert knowledge.
<a href="#">StrategicConstraint</a>	A Rule governing a capability.
<a href="#">SubjectOfOperationalConstraint</a>	An abstract type grouping elements that can be the subject of an OperationalConstraint.
<a href="#">SubjectOfResourceConstraint</a>	An abstract type grouping elements that can be the subject of a ResourceConstraint.

## 2.1.3 Finding & Recommendation

### Purpose

An ascertainment made in the model, which relates to the methodology used, the subject under consideration, the tool or something else.

### Meta Model

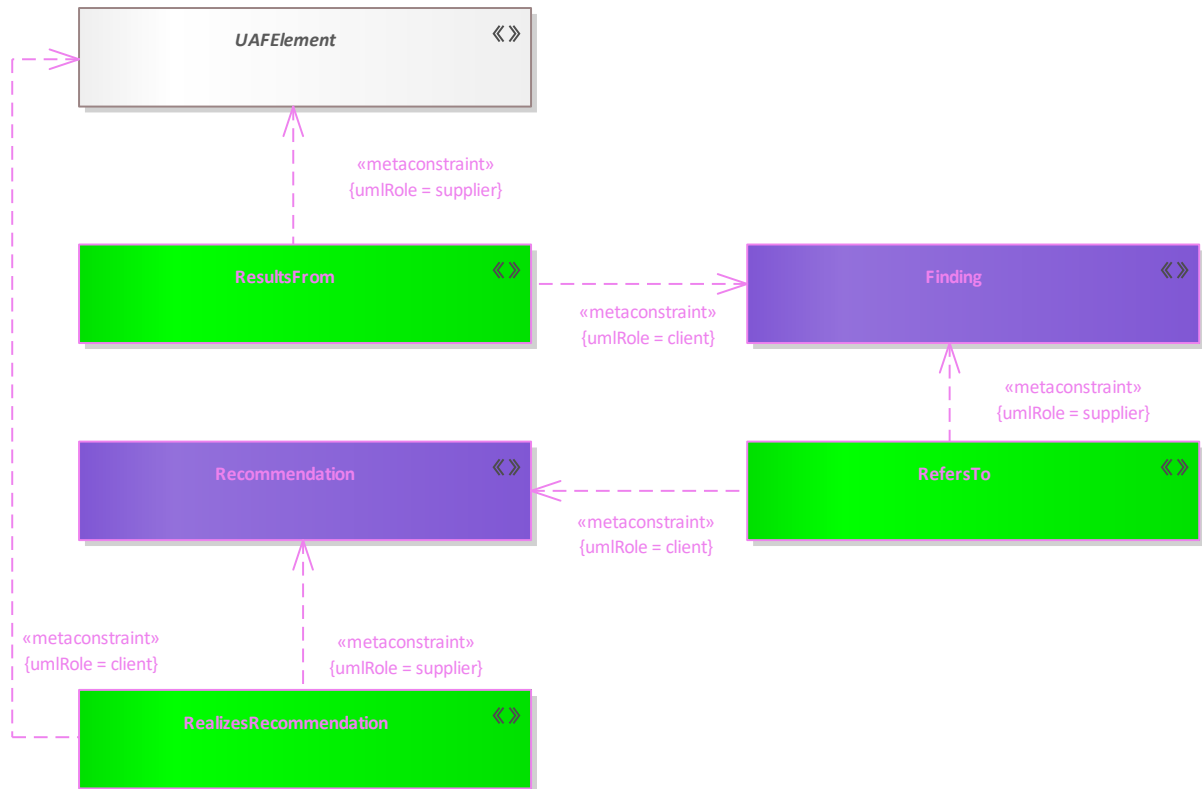


Figure 3: Finding & Recommendation

### Meta Model Elements

Name	Definition
<a href="#">Finding</a>	An ascertainment made in the model, which relates to the methodology used, the subject under consideration, the tool or something else.
<a href="#">RealizesRecommendation</a>	Relation states that a Recommendation is realized through this element.
<a href="#">Recommendation</a>	Need for action from a finding.
<a href="#">RefersTo</a>	Relationship that assigns a finding to a recommendation.
<a href="#">ResultsFrom</a>	Relationship expresses that an element of architecture is the reason for a finding.
<a href="#">UAFElement</a>	Abstract super type for all of the UAF elements. It provides a way for all of the UAF elements to have a common set of properties.



## 2.1.4 Measurement

### Purpose

A measurement is a property of an element representing something in the physical world, expressed in amounts of a unit of measure.

### Meta Model

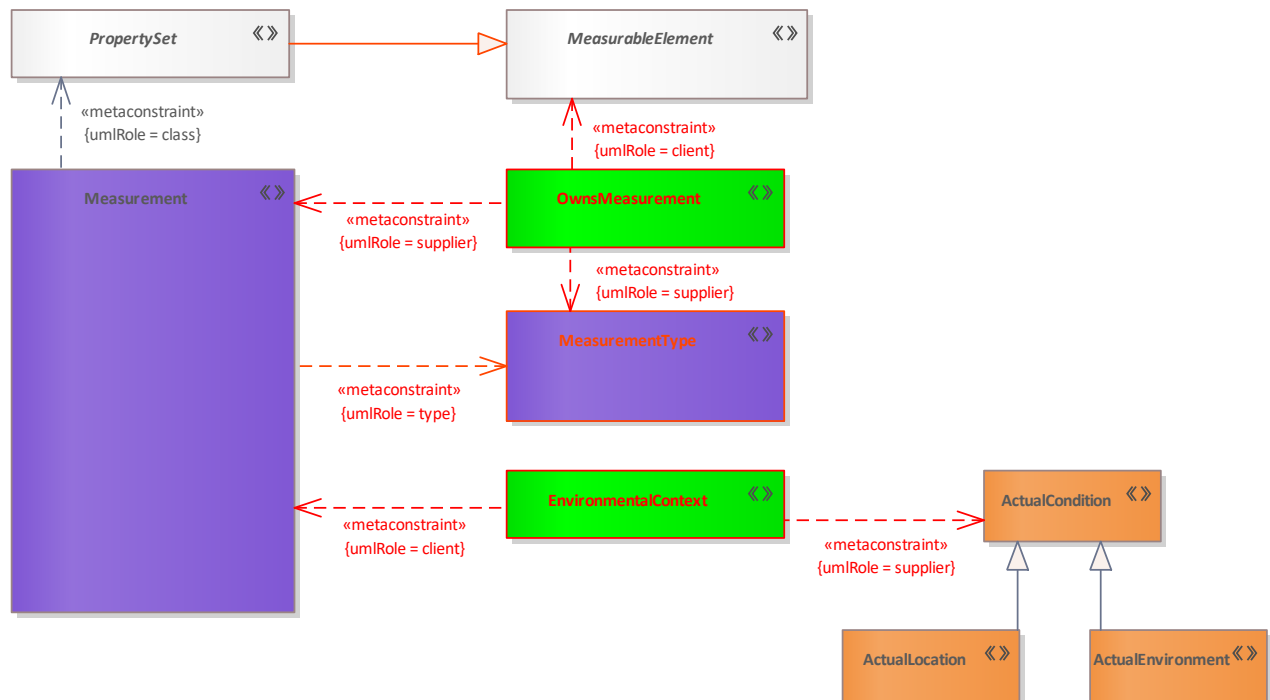


Figure 4: Measurement

### Meta Model Elements

Name	Definition
<a href="#">ActualCondition</a>	An individual describing an actual situation with respect to circumstances under which an OperationalActivity, Function or ServiceFunction can be performed.
<a href="#">ActualEnvironment</a>	The ActualState that describes the circumstances of an Environment.
<a href="#">ActualLocation</a>	The ActualState that describes a physical location, for example using text to provide an address, Geo-coordinates, etc.
<a href="#">EnvironmentalContext</a>	Relationship that indicates under which condition an measurement counts.
<a href="#">MeasurableElement</a>	Abstract type, grouping elements that can be measured by applying MeasurementSets to them.
<a href="#">Measurement</a>	A property of an element representing something in the physical world, expressed in amounts of a unit of measure.
<a href="#">Measurement</a>	A property of an element representing something in the physical world, expressed in amounts of a unit of measure.
<a href="#">Measurement</a>	A property of an element representing something in the physical world, expressed in amounts of a unit of measure.
<a href="#">MeasurementType</a>	A type of a property representing something in the physical world, expressed in amounts of a unit of measure.
<a href="#">OwnsMeasurement</a>	A relationship that expresses which measurement or measurement type an element owns.
<a href="#">PropertySet</a>	An abstract type grouping architectural elements that can own Measurements.

## 2.2 Concept Viewpoints

The Viewpoints in the Concepts row of the NAF grid support the process of analyzing and optimizing the delivery of capability in line with the enterprise strategic intent.

### 2.2.1 C1 - Capability Taxonomy

#### Purpose

The C1 Viewpoint specifies all the capabilities that are referenced throughout one or more architectures – i.e. one C1 may provide the definitive list of capabilities for a number of logical and resource architectures. The capabilities may be organised into specialisation hierarchies (taxonomies). Measures of Effectiveness (MoE) may be specified for each capability. Note that MoEs are inherited down a capability taxonomy.

#### Meta Model

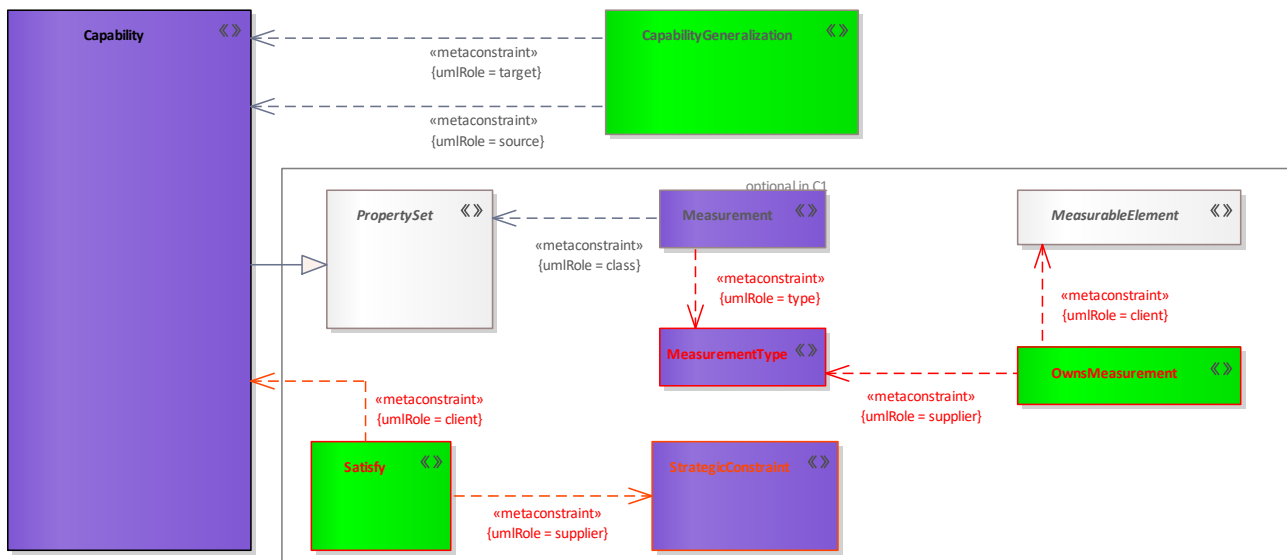


Figure 5: C1 - Capability Taxonomy

#### Meta Model Elements

Name	Definition
<a href="#">Capability</a>	A high level specification of the enterprise's ability to execute a specified course of action.
<a href="#">CapabilityGeneralization</a>	A CapabilityGeneralization is a taxonomic relationship between a more general Capability and a more specific Capability.
<a href="#">MeasurableElement</a>	Abstract type, grouping elements that can be measured by applying MeasurementSets to them.
<a href="#">Measurement</a>	A property of an element representing something in the physical world, expressed in amounts of a unit of measure.
<a href="#">Measurement</a>	A property of an element representing something in the physical world, expressed in amounts of a unit of measure.
<a href="#">Measurement</a>	A property of an element representing something in the physical world, expressed in amounts of a unit of measure.
<a href="#">MeasurementType</a>	A type of a property representing something in the physical world, expressed in amounts of a unit of measure.
<a href="#">OwnsMeasurement</a>	A relationship that expresses which measurement or measurement type an element owns.
<a href="#">PropertySet</a>	An abstract type grouping architectural elements that can own Measurements.
<a href="#">Satisfy</a>	This relation states that an constraint affects an element.
<a href="#">StrategicConstraint</a>	A Rule governing a capability.

## 2.2.2 C2 - Enterprise Vision

### Purpose

The purpose of the C2 Viewpoint is to provide a strategic context for the capabilities described in the architecture and to specify the scope for the architecture. The C2 Viewpoint is high-level and describes the vision, goals, enduring tasks and capabilities using terminology that is easily understood by non-technical readers.

### Meta Model

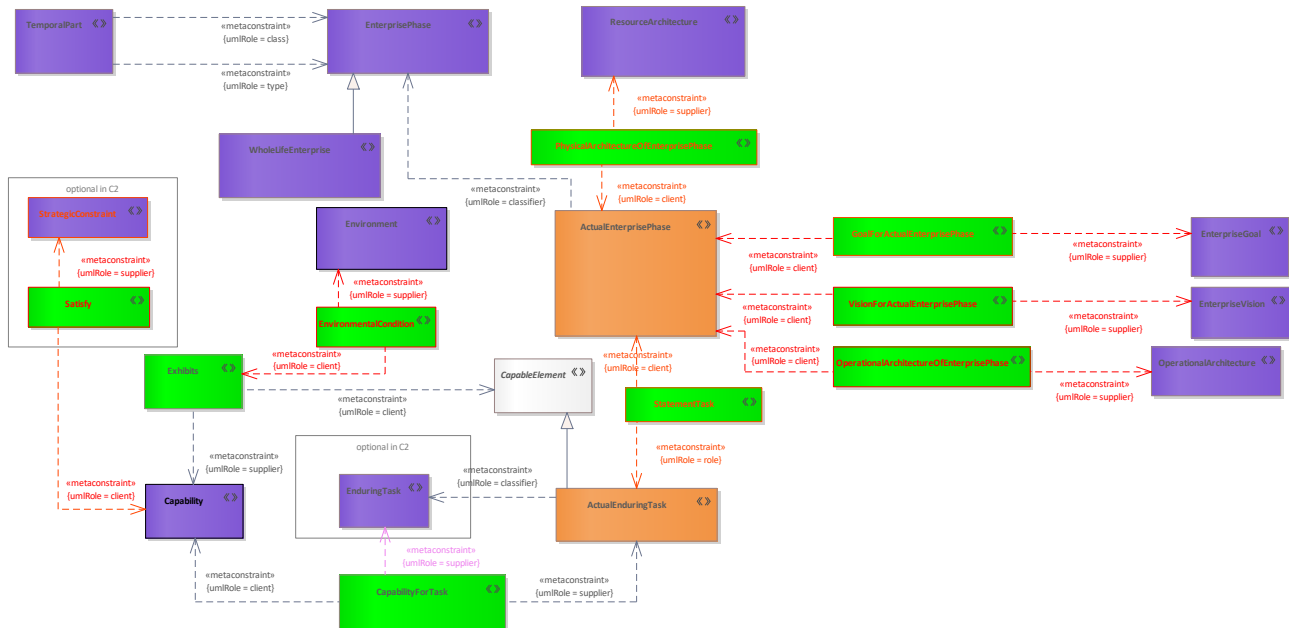


Figure 6: C2 - Enterprise Vision

### Meta Model Elements

Name	Definition
<a href="#">ActualEnduringTask</a>	An actual undertaking recognized by an enterprise as being essential to achieving its goals - i.e. a strategic specification of what the enterprise does.
<a href="#">ActualEnterprisePhase</a>	The ActualState that describes the phase of an Enterprise endeavor.
<a href="#">Capability</a>	A high level specification of the enterprise's ability to execute a specified course of action.
<a href="#">CapabilityForTask</a>	A tuple that asserts that a Capability is required in order for an Enterprise to conduct a phase of an EnduringTask.
<a href="#">CapableElement</a>	An abstract type that represents a structural element that can perform behaviors (i.e. OperationalActivity).
<a href="#">EnduringTask</a>	A type of template behavior recognized by an enterprise as being essential to achieving its goals - i.e. a template for a strategic specification of what the enterprise does.
<a href="#">EnterpriseGoal</a>	A statement about a state or condition of the enterprise to be brought about or sustained through appropriate Means. An EnterpriseGoal amplifies an EnterpriseVision that is, it indicates what must be satisfied on a continuing basis to effectively attain t
<a href="#">EnterprisePhase</a>	A current or future state of the wholeLifeEnterprise or another EnterprisePhase.
<a href="#">EnterpriseVision</a>	A Vision describes the future state of the enterprise, without regard to how it is to be achieved.
<a href="#">Environment</a>	A definition of the environmental factors in which something exists or functions. The definition of an Environment element can be further defined using EnvironmentKind.
<a href="#">EnvironmentalCondition</a>	Relationship that indicates under which environment an exhibits-relationship takes place.
<a href="#">Exhibits</a>	A tuple that exists between a CapableElement and a Capability that it meets under specific environmental conditions.
<a href="#">GoalForActualEnterprisePhase</a>	A relationship that expresses which actual enterprisephase implements

Name	Definition
	an enterprisegoal.
<a href="#"><u>OperationalArchitecture</u></a>	A type used to denote a model of the Architecture, described from the Operational perspective.
<a href="#"><u>OperationalArchitectureOfEnterprisePhase</u></a>	Relationship that says that in a actual enterprisephase an operational architecture is valid.
<a href="#"><u>PhysicalArchitectureOfEnterprisePhase</u></a>	A relationship that expresses that an actual enterprise phase has resource architectures.
<a href="#"><u>ResourceArchitecture</u></a>	A type used to denote a model of the Architecture, described from the ResourcePerformer perspective.
<a href="#"><u>Satisfy</u></a>	This relation states that an constraint affects an element.
<a href="#"><u>StatementTask</u></a>	A relationship that expresses that an actual enterprise phase fulfills a actual enduring task.
<a href="#"><u>StrategicConstraint</u></a>	A Rule governing a capability.
<a href="#"><u>TemporalPart</u></a>	A current or future state of the wholeLifeEnterprise or another EnterprisePhase.
<a href="#"><u>VisionForActualEnterprisePhase</u></a>	A relationship that expresses which actual enterprisephase implements an enterprisevision.
<a href="#"><u>WholeLifeEnterprise</u></a>	A WholeLifeEnterprise is a purposeful endeavor of any size involving people, organizations and supporting systems. It is made up of TemporalParts and StructuralParts.

## 2.2.3 C3 - Capability Dependencies

### Purpose

The C3 Viewpoint is intended to provide a means of analysing the dependencies between capabilities and between capability clusters. The composition of capabilities (into clusters) is logical and the purpose of the clusters is to guide enterprise management.

### Meta Model

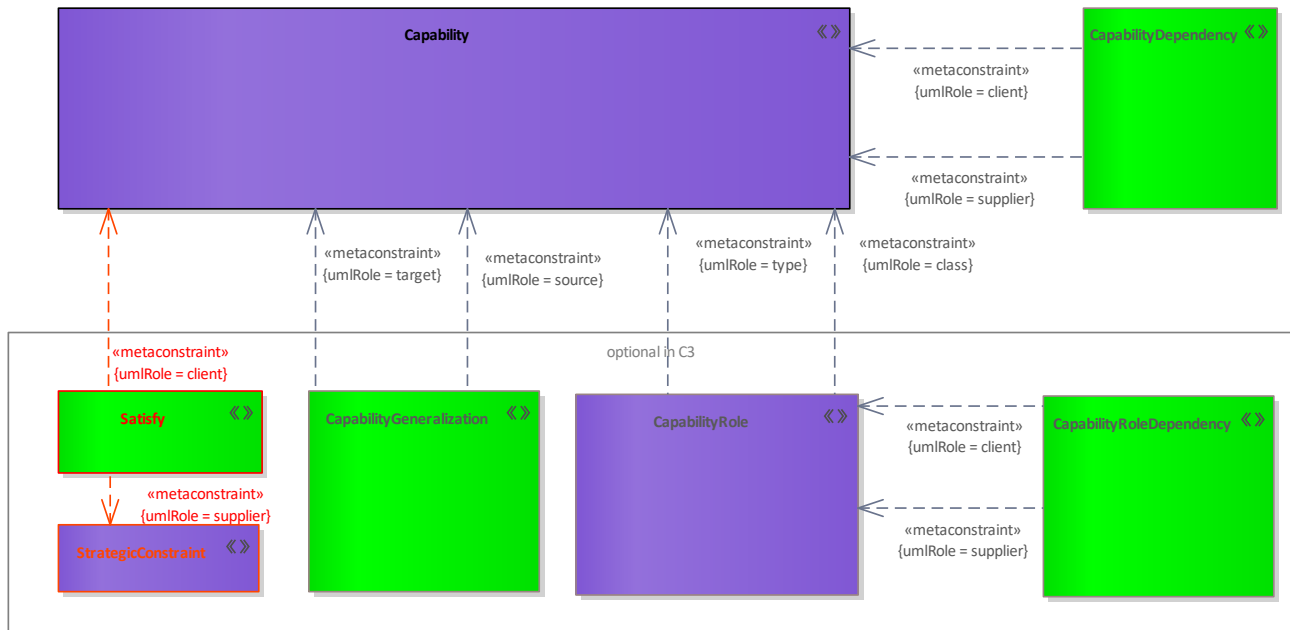


Figure 7: C3 - Capability Dependencies

### Meta Model Elements

Name	Definition
<a href="#">Capability</a>	A high level specification of the enterprise's ability to execute a specified course of action.
<a href="#">CapabilityDependency</a>	A tuple that asserts that one Capability is dependent from another.
<a href="#">CapabilityGeneralization</a>	A CapabilityGeneralization is a taxonomic relationship between a more general Capability and a more specific Capability.
<a href="#">CapabilityRole</a>	A high level specification of the enterprise's ability to execute a specified course of action.
<a href="#">CapabilityRoleDependency</a>	A tuple that asserts that one CapabilityRole is dependent from another.
<a href="#">Satisfy</a>	This relation states that an constraint affects an element.
<a href="#">StrategicConstraint</a>	A Rule governing a capability.

## 2.2.4 C4 - Standard Processes

### Purpose

The C4 Viewpoint specifies Standard Operational Activities that can be re-used across multiple logical architectures (e.g. in L4, Logical Activities).

### Meta Model

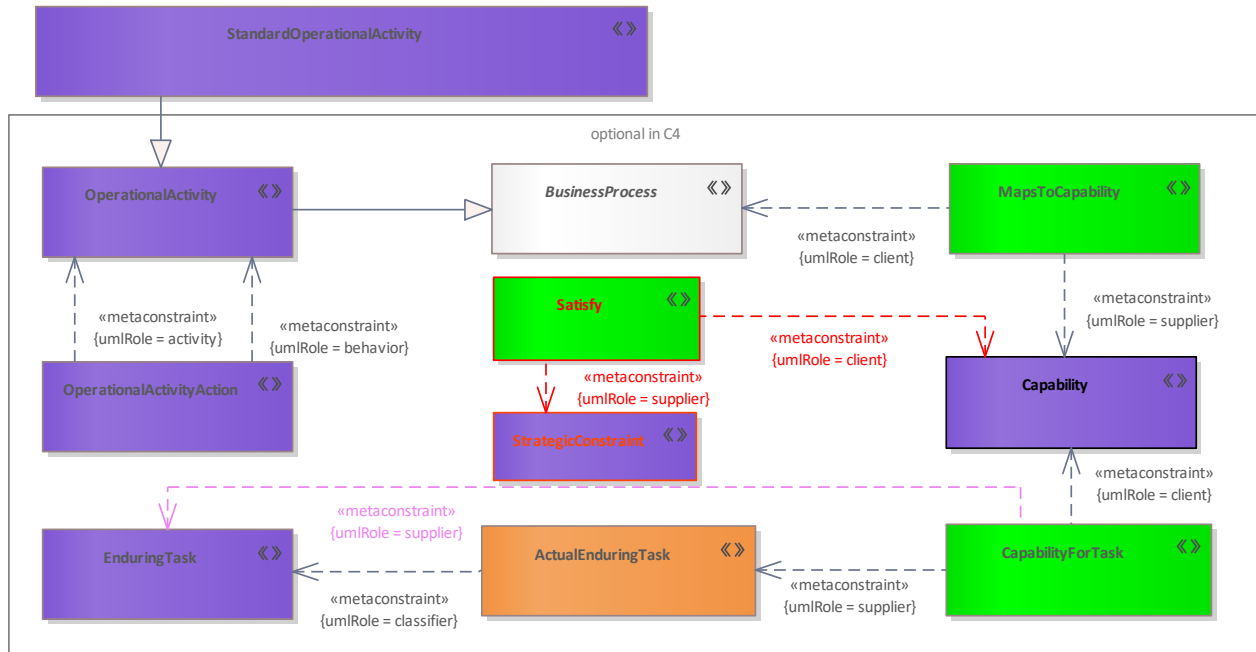


Figure 8: C4 - Standard Processes

### Meta Model Elements

Name	Definition
<a href="#">ActualEnduringTask</a>	An actual undertaking recognized by an enterprise as being essential to achieving its goals - i.e. a strategic specification of what the enterprise does.
<a href="#">BusinessProcess</a>	An abstract type that represents a behavior or process (i.e. a Function or OperationalActivity) that can be performed by a Performer.
<a href="#">Capability</a>	A high level specification of the enterprise's ability to execute a specified course of action.
<a href="#">CapabilityForTask</a>	A tuple that asserts that a Capability is required in order for an Enterprise to conduct a phase of an EnduringTask.
<a href="#">EnduringTask</a>	A type of template behavior recognized by an enterprise as being essential to achieving its goals - i.e. a template for a strategic specification of what the enterprise does.
<a href="#">MapsToCapability</a>	A tuple denoting that an Activity contributes to providing a Capability.
<a href="#">OperationalActivity</a>	An Activity that captures a logical process, specified independently of how the process is carried out.
<a href="#">OperationalActivityAction</a>	A call of an OperationalActivity in the context of another OperationalActivity.
<a href="#">Satisfy</a>	This relation states that an constraint affects an element.
<a href="#">StandardOperationalActivity</a>	A sub-type of OperationalActivity that is a standard operating procedure.
<a href="#">StrategicConstraint</a>	A Rule governing a capability.

### 2.2.5 C5 - Effects

## Purpose

The purpose of the C5 Viewpoint is to describe the operational effect of the capabilities, activities and services according to the expected goals. The C5 Viewpoint is high-level description that should be easily understood by non-technical readers.

## Meta Model

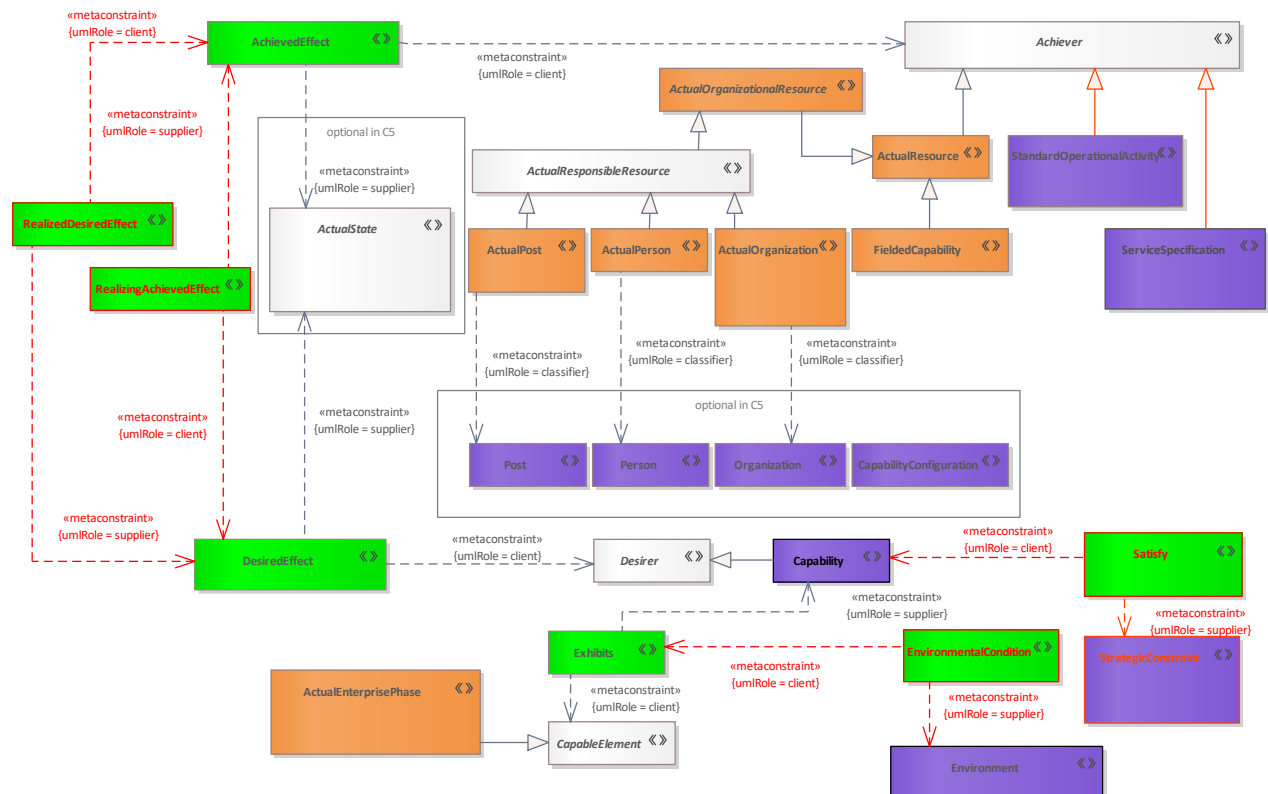


Figure 9: C5 - Effects

## Meta Model Elements

Name	Definition
<a href="#"><u>AchievedEffect</u></a>	A tuple that exists between an ActualState (e.g., observed/measured during testing) of an element that attempts to achieve a DesiredEffect and an Achiever.
<a href="#"><u>Achiever</u></a>	An ActualResource, ActualProject or ActualEnterprisePhase that can deliver a DesiredEffect.
<a href="#"><u>ActualEnterprisePhase</u></a>	The ActualState that describes the phase of an Enterprise endeavor.
<a href="#"><u>ActualOrganization</u></a>	An actual formal or informal organizational unit, e.g. "Driving and Vehicle Licensing Agency", "UAF team Alpha".
<a href="#"><u>ActualOrganizationalResource</u></a>	Abstract element for an ActualOrganization, ActualPerson or ActualPost.
<a href="#"><u>ActualPerson</u></a>	An individual human being.
<a href="#"><u>ActualPost</u></a>	An actual, specific post, an instance of a Post "type" - e.g., "President of the United States of America." where the Post would be president.
<a href="#"><u>ActualResource</u></a>	Role in an Organisation, where the role carries the authority to undertake a function - through the ActualOrganizationalResource given the role has the responsibility.
<a href="#"><u>ActualResponsibleResource</u></a>	An abstract type grouping responsible OrganizationalResources.
<a href="#"><u>ActualState</u></a>	Abstract element that applies temporal extent to a set of elements realized as Instance Specifications.
<a href="#"><u>Capability</u></a>	A high level specification of the enterprise's ability to execute a specified course of action.
<a href="#"><u>CapabilityConfiguration</u></a>	A composite structure representing the physical and human resources (and their interactions) in an enterprise, assembled to meet a capability).

Name	Definition
<a href="#"><u>CapableElement</u></a>	An abstract type that represents a structural element that can perform behaviors (i.e. OperationalActivity).
<a href="#"><u>DesiredEffect</u></a>	A tuple relating the Desirer (a Capability or OrganizationalResource) to an ActualState.
<a href="#"><u>Desirer</u></a>	Abstract type used to group architecture elements that might desire a particular effect.
<a href="#"><u>Environment</u></a>	A definition of the environmental factors in which something exists or functions. The definition of an Environment element can be further defined using EnvironmentKind.
<a href="#"><u>EnvironmentalCondition</u></a>	Relationship that indicates under which environment an exhibits-relationship takes place.
<a href="#"><u>Exhibits</u></a>	A tuple that exists between a CapableElement and a Capability that it meets under specific environmental conditions.
<a href="#"><u>FieldedCapability</u></a>	An individual, fully-realized capability.
<a href="#"><u>Organization</u></a>	A group of OrganizationalResources (Persons, Posts, Organizations and Responsibilities) associated for a particular purpose.
<a href="#"><u>Person</u></a>	A type of a human being used to define the characteristics that need to be described for ActualPersons (e.g. properties such as address, telephone number, nationality, etc).
<a href="#"><u>Post</u></a>	A type of job title or position that a person can fill (e.g. Lawyer, Solution Architect, Machine Operator or Chief Executive Officer).
<a href="#"><u>RealizedDesiredEffect</u></a>	Relationship that expresses which connector DesiredEffect the connector AchievedEffect realizes.
<a href="#"><u>RealizingAchievedEffect</u></a>	Relationship that expresses which connector AchievedEffect realizes the connector DesiredEffect.
<a href="#"><u>Satisfy</u></a>	This relation states that an constraint affects an element.
<a href="#"><u>ServiceSpecification</u></a>	The specification of a set of functionality provided one element for the use of others.
<a href="#"><u>StandardOperationalActivity</u></a>	A sub-type of OperationalActivity that is a standard operating procedure.
<a href="#"><u>StrategicConstraint</u></a>	A Rule governing a capability.



## 2.2.6 C7 - Performance Parameters

### Purpose

In the C7 Viewpoint the capability requirements (and existing capabilities) can be expressed in terms of Measures of Effectiveness (MoEs). These are high-level metrics used to judge the level of capability.

### Meta Model

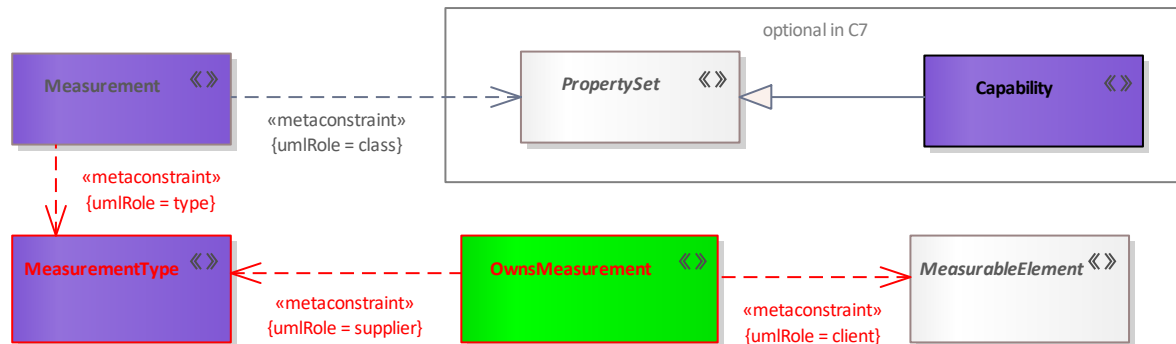


Figure 10: C7 - Performance Parameters

### Meta Model Elements

Name	Definition
<a href="#">Capability</a>	A high level specification of the enterprise's ability to execute a specified course of action.
<a href="#">MeasurableElement</a>	Abstract type, grouping elements that can be measured by applying MeasurementSets to them.
<a href="#">Measurement</a>	A property of an element representing something in the physical world, expressed in amounts of a unit of measure.
<a href="#">Measurement</a>	A property of an element representing something in the physical world, expressed in amounts of a unit of measure.
<a href="#">Measurement</a>	A property of an element representing something in the physical world, expressed in amounts of a unit of measure.
<a href="#">MeasurementType</a>	A type of a property representing something in the physical world, expressed in amounts of a unit of measure.
<a href="#">OwnsMeasurement</a>	A relationship that expresses which measurement or measurement type an element owns.
<a href="#">PropertySet</a>	An abstract type grouping architectural elements that can own Measurements.

## 2.2.7 C8 - Planning Assumption

### Purpose

The C8 Viewpoint is concerned with identification and description of assumptions that have been made for the implementation of capabilities. Assumptions can be expressed by means of requirements.

### Meta Model

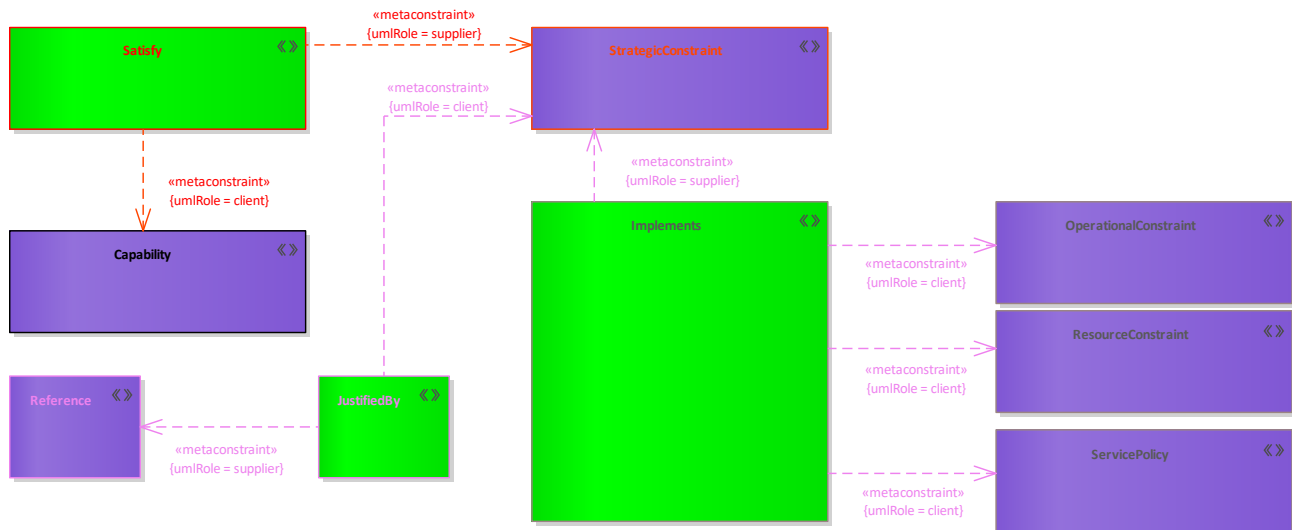


Figure 11: C8 - Planning Assumption

### Meta Model Elements

Name	Definition
<a href="#">Capability</a>	A high level specification of the enterprise's ability to execute a specified course of action.
<a href="#">Implements</a>	A tuple that defines how an element in the upper layer of abstraction is implemented by a semantically equivalent element (i.e. tracing the OperationalActivities to the Functions that implement them) in the lower level of abstraction.
<a href="#">JustifiedBy</a>	Relation states that an Constraint is derived from a reference (Reference, DocumentReference, SMEReference).
<a href="#">OperationalConstraint</a>	A Rule governing a logical architectural element i.e. OperationalPerformer, OperationalActivity, InformationElement etc.
<a href="#">Reference</a>	Element describes all types of references.
<a href="#">ResourceConstraint</a>	A rule governing the structural or functional aspects of an implementation.
<a href="#">Satisfy</a>	This relation states that an constraint affects an element.
<a href="#">ServicePolicy</a>	A constraint governing the use of one or more ServiceSpecifications.
<a href="#">StrategicConstraint</a>	A Rule governing a capability.

## 2.2.8 Cr - Capability Roadmap

### Purpose

The Cr Viewpoint supports the Capability Audit process by providing a method to identify gaps or duplications in capability provision. Cr indicates capability increments, which are derived from delivery milestones within acquisition projects.

### Meta Model



Figure 12: Cr - Capability Roadmap

### Meta Model Elements

Name	Definition
<a href="#">ActualProject</a>	A time-limited endeavor to provide a specific set of ActualResource that meet specific Capability needs.
<a href="#">ActualProjectDependency</a>	Relationship that is a dependency of a actualproject on a actualproject.
<a href="#">ActualProjectMilestone</a>	An event with a start date in a ActualProject from which progress is measured.
<a href="#">ActualResource</a>	Role in an Organisation, where the role carries the authority to undertake a function - through the ActualOrganizationalResource given the role has the responsibility.
<a href="#">ActualResourceNeededByActualProjectMilestone</a>	A relationship that expresses that an actual resource is needed by actual project milestones.
<a href="#">ActualResourceToActualProjectMilestone</a>	A relationship that expresses that an actual resource is mapped to actual project milestones.
<a href="#">Capability</a>	A high level specification of the enterprise's ability to execute a specified course of action.
<a href="#">CapabilityConfiguration</a>	A composite structure representing the physical and human resources (and their interactions) in an enterprise, assembled to meet a capability).
<a href="#">CapableElement</a>	An abstract type that represents a structural element that can perform behaviors (i.e. OperationalActivity).
<a href="#">Environment</a>	A definition of the environmental factors in which something exists or functions. The definition of an Environment element can be further defined using EnvironmentKind.
<a href="#">EnvironmentalCondition</a>	Relationship that indicates under which environment an exhibits-relationship takes place.
<a href="#">Exhibits</a>	A tuple that exists between a CapableElement and a Capability that it

Name	Definition
	meets under specific environmental conditions.
<a href="#">FieldedCapability</a>	An individual, fully-realized capability.
<a href="#">MilestoneDependency</a>	A tuple between two ActualProjectMilestones that denotes one ActualProjectMilestone follows from another.
<a href="#">OwnedMilestone</a>	Relationship that expresses that actual project has a actual milestone.
<a href="#">Project</a>	A type that describes types of time-limited endeavours that are required to meet one or more Capability needs.
<a href="#">ProjectMilestone</a>	A type of event in a Project by which progress is measured.
<a href="#">ProjectMilestoneRole</a>	The role played by a ProjectMilestone in the context of a Project.
<a href="#">ProjectMilestoneToProjectTheme</a>	A relationship that expresses which project theme is handled by which project milestone.
<a href="#">ProjectSequence</a>	A tuple between two ActualProjects that denotes one ActualProject cannot start before the previous ActualProject is finished.
<a href="#">ProjectTheme</a>	A property of a ProjectMilestone that captures an aspect by which the progress of ActualProjects may be measured.
<a href="#">RequiredResource</a>	Relationship that indicates which resources a project milestone requires
<a href="#">ResourceArchitecture</a>	A type used to denote a model of the Architecture, described from the ResourcePerformer perspective.
<a href="#">ResourcePerformer</a>	An abstract type grouping elements that can be the subject of a SecurityConstraint (there are currently no security viewpoints in the NAF).
<a href="#">VersionedElement</a>	An abstract type grouping ResourcePerformer and ServiceSpecification that allows VersionOfConfiguration to be related to ActualProjectMilestones.
<a href="#">VersionReleased</a>	A relationship that expresses that an actual project milestone releases an versioned element.
<a href="#">VersionWithdrawn</a>	A relationship that expresses that an actual project milestone withdraws an versioned element.

## 2.3 Service Specification Viewpoints

The Viewpoints in the Service Specifications row of the NAF grid support the description of services independently of how they are implemented or used. A service is understood in its broadest sense as a unit of work through which a provider provides a useful result to a consumer.

### 2.3.1 S1 - Service Taxonomy

#### Purpose

The purpose of the S1 Viewpoint is to provide a governance structure for a Service-Oriented Architecture. Along with S3, Service Interfaces, it specifies a standard library of service specifications for an enterprise, to which service implementers are expected to conform.

#### Meta Model

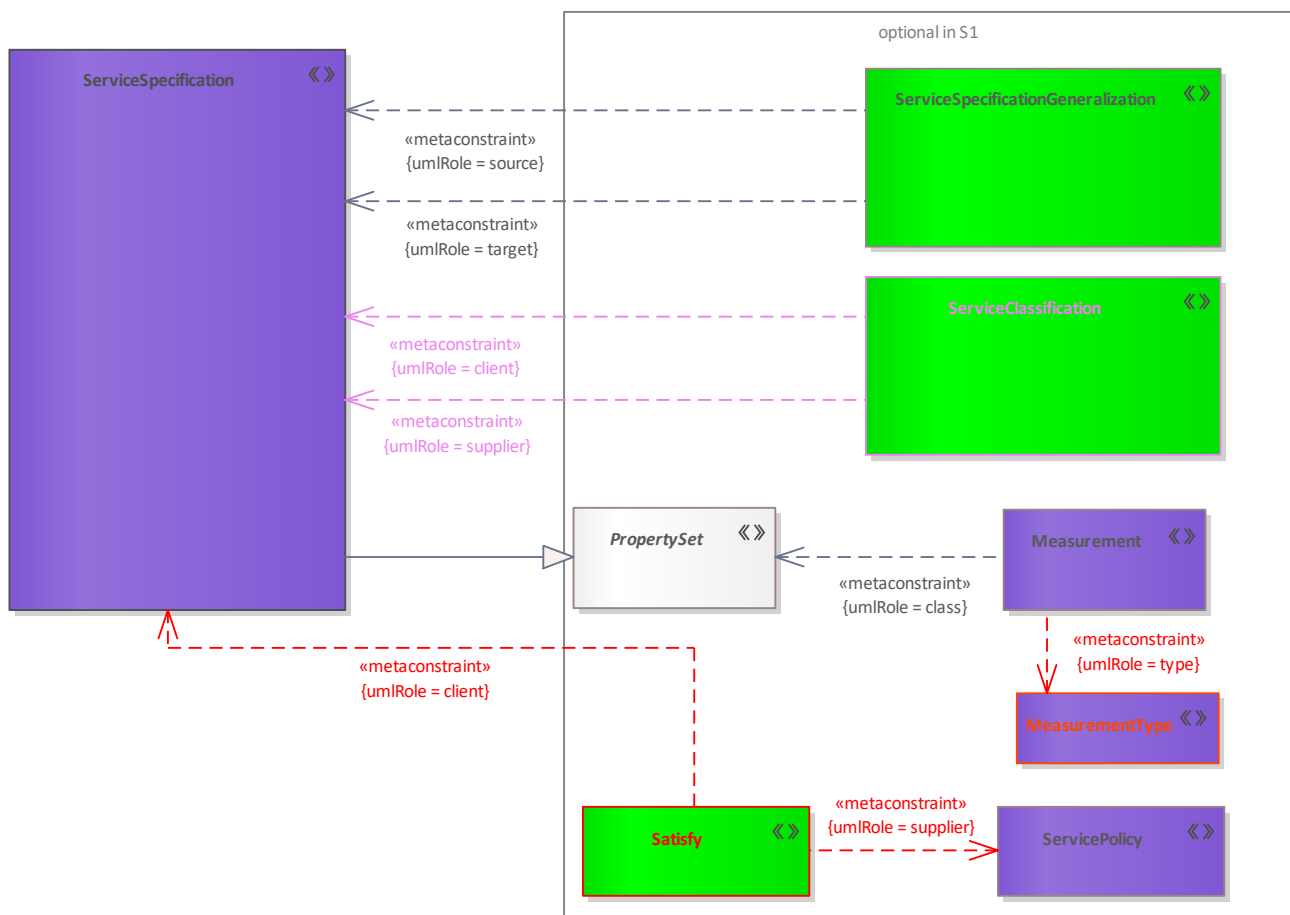


Figure 13: S1 - Service Taxonomy

#### Meta Model Elements

Name	Definition
<a href="#">Measurement</a>	A property of an element representing something in the physical world, expressed in amounts of a unit of measure.
<a href="#">Measurement</a>	A property of an element representing something in the physical world, expressed in amounts of a unit of measure.
<a href="#">Measurement</a>	A property of an element representing something in the physical world, expressed in amounts of a unit of measure.
<a href="#">MeasurementType</a>	A type of a property representing something in the physical world, expressed in amounts of a unit of measure.
<a href="#">PropertySet</a>	An abstract type grouping architectural elements that can own Measurements.
<a href="#">Satisfy</a>	This relation states that an constraint affects an element.
<a href="#">ServiceClassification</a>	Relation is used to show that two services have a relationship in the sense of a taxonomy.

Name	Definition
<a href="#">ServicePolicy</a>	A constraint governing the use of one or more ServiceSpecifications.
<a href="#">ServiceSpecification</a>	The specification of a set of functionality provided one element for the use of others.
<a href="#">ServiceSpecificationGeneralization</a>	A ServiceSpecificationGeneralization is a taxonomic relationship between a more general ServiceSpecification and a more specific ServiceSpecification.

## 2.3.2 S2 - Service Structure

### Purpose

The S2 Viewpoint is concerned with identification and description of how services are structured to create a higher-aggregated service. To provide highlevel views, dependencies to other services, nodes and resources as well as service interfaces and service functions can be represented.

### Meta Model

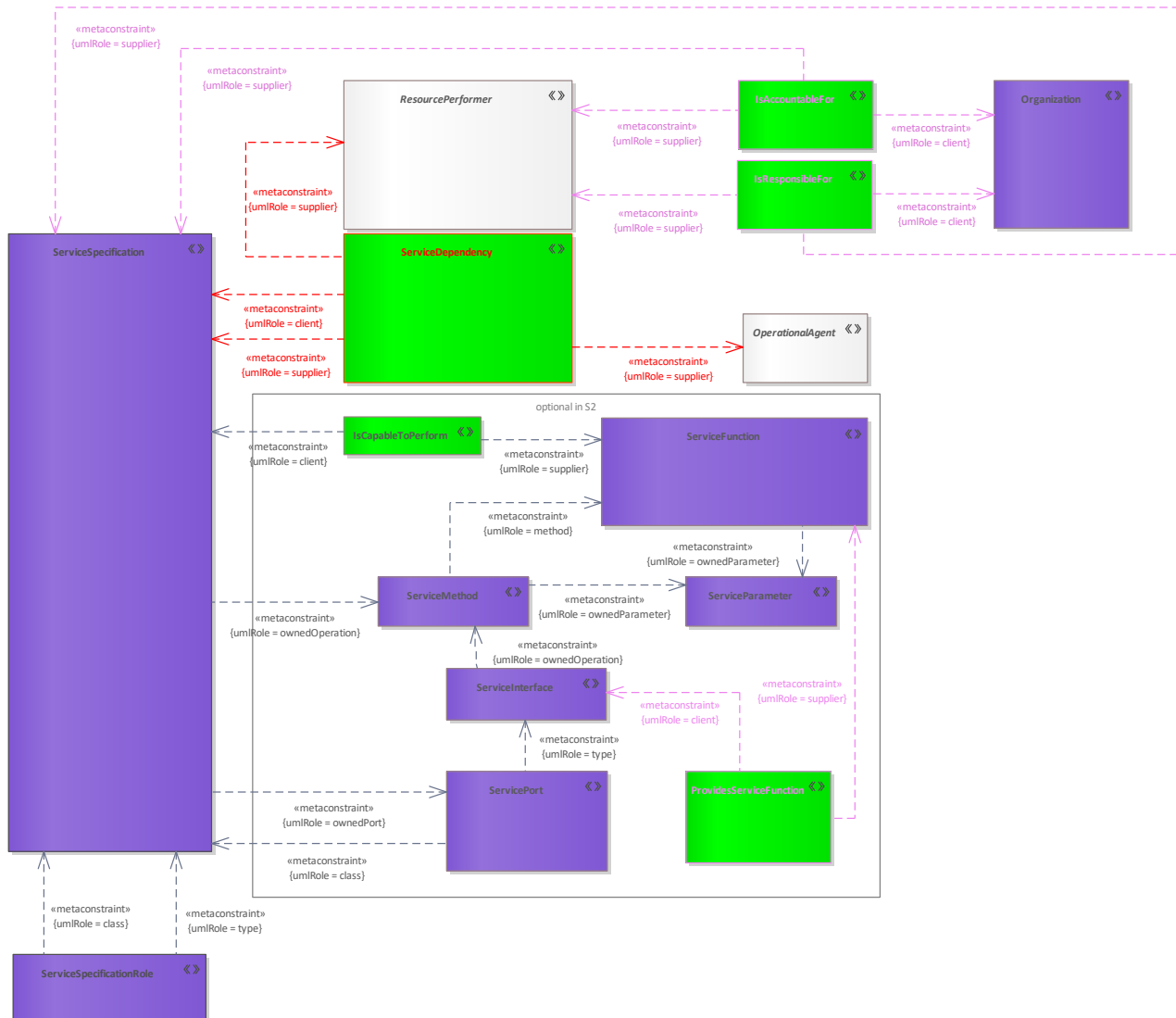


Figure 14: S2 - Service Structure

### Meta Model Elements

Name	Definition
<a href="#">IsAccountableFor</a>	A relation that expresses that an OrganizationalResource is responsible for a resource, service or project in the context of an approval.
<a href="#">IsCapableToPerform</a>	A relationship that says that a capable element performs an activity or action.
<a href="#">IsResponsibleFor</a>	A relation that expresses that an OrganizationalResource is responsible for a resource, service or project.
<a href="#">OperationalAgent</a>	An abstract type grouping Operational Architecture and Operational Performer.
<a href="#">Organization</a>	A group of OrganizationalResources (Persons, Posts, Organizations and Responsibilities) associated for a particular purpose.
<a href="#">ProvidesServiceFunction</a>	Relationship that expresses that a service function is provided by an interface.
<a href="#">ResourcePerformer</a>	An abstract type grouping elements that can be the subject of a SecurityConstraint (there are currently no security viewpoints in the NAF).

Name	Definition
<a href="#">ServiceDependency</a>	Relationship that is a dependency of a service on a service, operational node or resource.
<a href="#">ServiceFunction</a>	An Activity that describes the abstract behavior of ServiceSpecifications, regardless of the actual implementation.
<a href="#">ServiceInterface</a>	A contract that defines the ServiceMethods and ServiceMessageHandlers that the ServiceSpecification realizes.
<a href="#">ServiceMethod</a>	A behavioral feature of a ServiceSpecification whose behavior is specified in a ServiceFunction.
<a href="#">ServiceParameter</a>	A type that represents inputs and outputs of a ServiceFunction, represents inputs and outputs of a ServiceSpecification.
<a href="#">ServicePort</a>	An interaction point for a ServiceSpecification through which it can interact with the outside environment and which is defined by a ServiceInterface.
<a href="#">ServiceSpecification</a>	The specification of a set of functionality provided one element for the use of others.
<a href="#">ServiceSpecificationRole</a>	An assertion that a ServiceSpecification calls upon another ServiceSpecification in order to deliver its stated functionality.



## 2.3.3 S3 - Service Interfaces

### Purpose

The S3 Viewpoint is concerned with the identification and definition of service interfaces.

### Meta Model

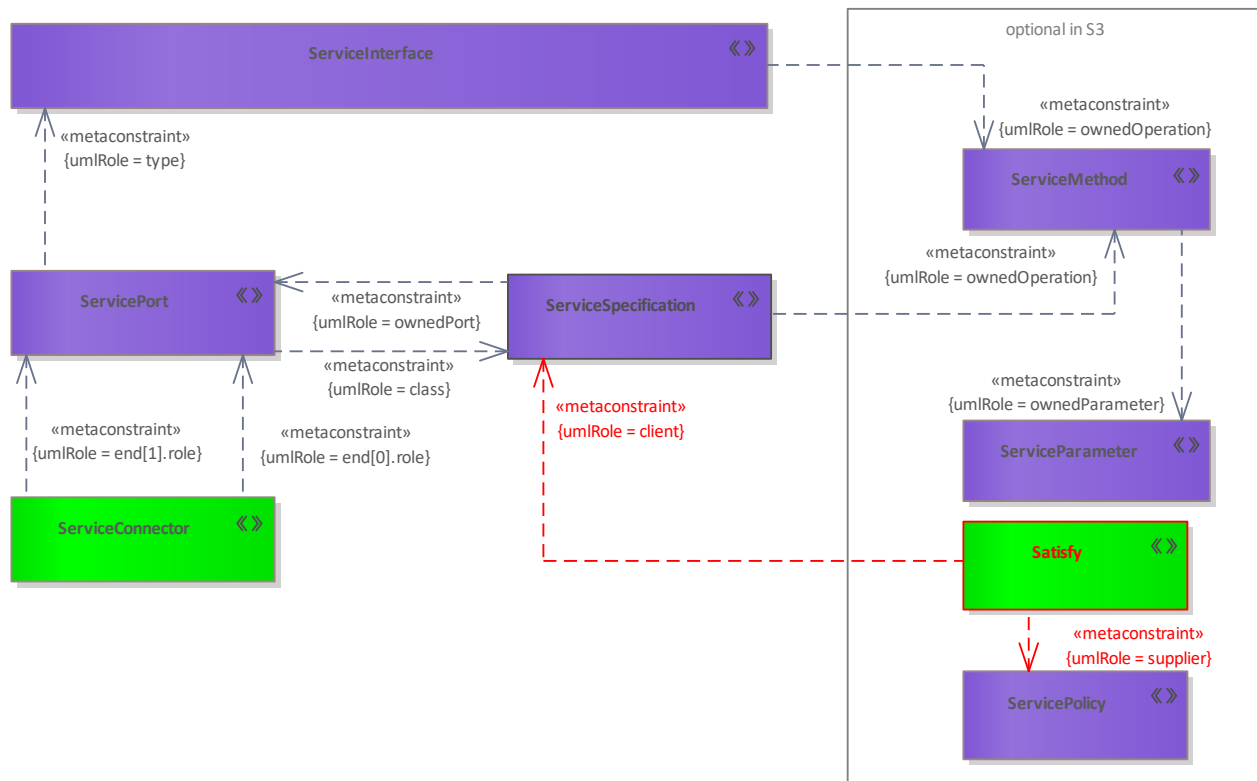


Figure 15: S3 - Service Interfaces

### Meta Model Elements

Name	Definition
<a href="#">Satisfy</a>	This relation states that an constraint affects an element.
<a href="#">ServiceConnector</a>	A channel for exchange between two ServiceSpecifications. Where one acts as the consumer of the other.
<a href="#">ServiceInterface</a>	A contract that defines the ServiceMethods and ServiceMessageHandlers that the ServiceSpecification realizes.
<a href="#">ServiceMethod</a>	A behavioral feature of a ServiceSpecification whose behavior is specified in a ServiceFunction.
<a href="#">ServiceParameter</a>	A type that represents inputs and outputs of a ServiceFunction, represents inputs and outputs of a ServiceSpecification.
<a href="#">ServicePolicy</a>	A constraint governing the use of one or more ServiceSpecifications.
<a href="#">ServicePort</a>	An interaction point for a ServiceSpecification through which it can interact with the outside environment and which is defined by a ServiceInterface.
<a href="#">ServiceSpecification</a>	The specification of a set of functionality provided one element for the use of others.

## 2.3.4 S4 - Service Functions

### Purpose

The S4 Viewpoint is the key behavioural specification for services. Equivalent in nature to L4, Logical Activities and P4, Resources Functions, it specifies a set of functions that a service implementation is expected to perform. Implementation of that behaviour is represented in P4, Resource Functions, and L4-P4, Activity to Function Mapping.

### Meta Model

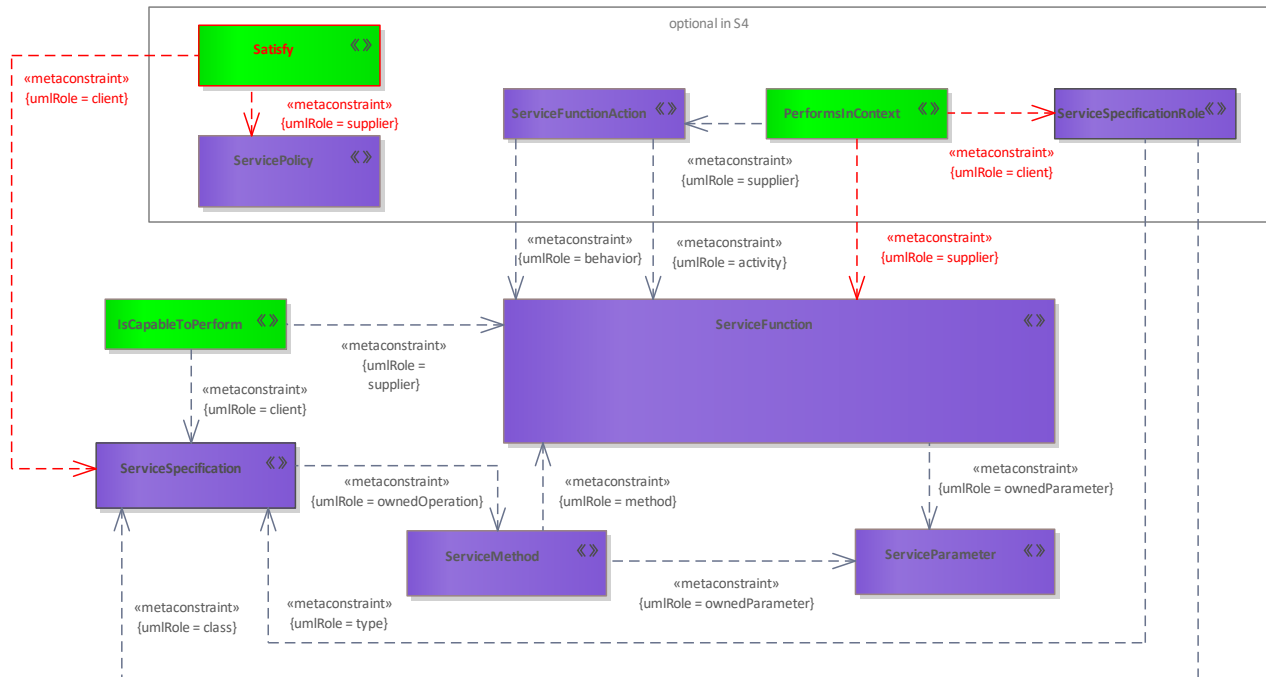


Figure 16: S4 - Service Functions

### Meta Model Elements

Name	Definition
<a href="#">IsCapableToPerform</a>	A relationship that says that a capable element performs an activity or action.
<a href="#">PerformsInContext</a>	A relationship that says that a role performs an activity or action. It indicates that the action can be carried out by the role when used in a specific context or configuration.
<a href="#">Satisfy</a>	This relation states that an constraint affects an element.
<a href="#">ServiceFunction</a>	An Activity that describes the abstract behavior of ServiceSpecifications, regardless of the actual implementation.
<a href="#">ServiceFunctionAction</a>	A call of a ServiceFunction in the context of another ServiceFunction.
<a href="#">ServiceMethod</a>	A behavioral feature of a ServiceSpecification whose behavior is specified in a ServiceFunction.
<a href="#">ServiceParameter</a>	A type that represents inputs and outputs of a ServiceFunction, represents inputs and outputs of a ServiceSpecification.
<a href="#">ServicePolicy</a>	A constraint governing the use of one or more ServiceSpecifications.
<a href="#">ServiceSpecification</a>	The specification of a set of functionality provided one element for the use of others.
<a href="#">ServiceSpecificationRole</a>	An assertion that a ServiceSecification calls upon another ServiceSpecification in order to deliver its stated functionality.

## 2.3.5 S5 - Service States

### Purpose

The S5 Viewpoint is a specification of the allowable states of a service, and the possible transitions between them. This specification constrains how implementations of the service will behave. It is, though, generally considered a good practice to make services stateless - i.e. consumers of a service are not aware of what state the service is in.

### Meta Model

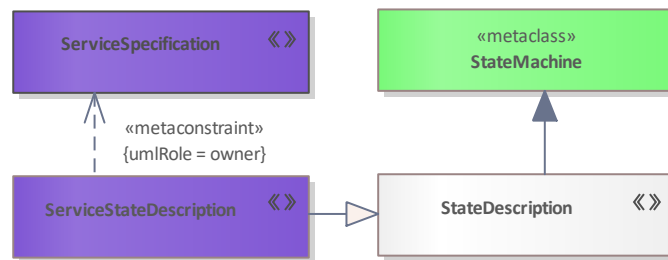


Figure 17: S5 - Service States

### Meta Model Elements

Name	Definition
<a href="#">ServiceSpecification</a>	The specification of a set of functionality provided one element for the use of others.
<a href="#">ServiceStateDescription</a>	A state machine describing the behavior of a ServiceSpecification, depicting how the ServiceSpecification responds to various events and the actions.
<a href="#">StateDescription</a>	An abstract type that represents a state machine (i.e. an OperationalStateDescription or ResourceStateDescription), depicting how the Asset responds to various events and the actions.

## 2.3.6 S6 - Service Interactions

### Purpose

Service Interaction Descriptions, sometimes called sequence diagrams, event scenarios or timing diagrams, allow the tracing of interactions between services in a composition or critical sequence of events.

### Meta Model

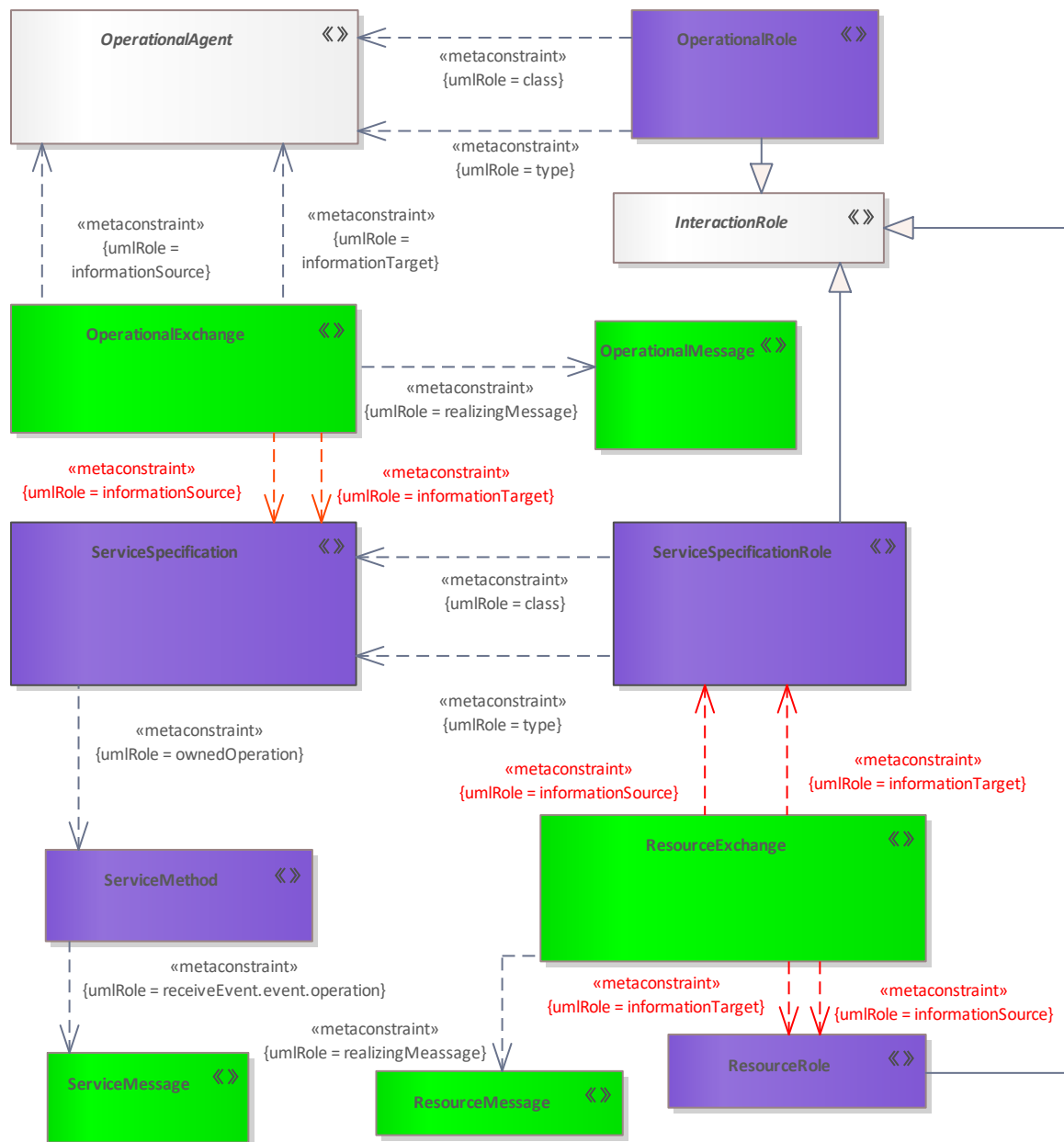


Figure 18: S6 - Service Interactions

### Meta Model Elements

Name	Definition
<a href="#">InteractionRole</a>	An abstract type that represents an individual participant in the InteractionScenario.
<a href="#">OperationalAgent</a>	An abstract type grouping Operational Architecture and Operational Performer.
<a href="#">OperationalExchange</a>	Asserts that a flow can exist between OperationalPerformers (i.e. flows of information, people, materiel, or energy).
<a href="#">OperationalMessage</a>	Message for use in an Operational Event-Trace which carries any of the subtypes of OperationalExchange.
<a href="#">OperationalRole</a>	Usage of a OperationalPerformer or OperationalArchitecture in the context of another OperationalPerformer or OperationalArchitecture. Creates a whole-part relationship.
<a href="#">ResourceExchange</a>	Asserts that a flow can exist between ResourcePerformers (i.e. flows of

Name	Definition
	data, people, material, or energy).
<a href="#">ResourceMessage</a>	Message for use in an Resource Event-Trace which carries any of the subtypes of ResourceExchange.
<a href="#">ResourceRole</a>	Usage of a ResourcePerformer in the context of another ResourcePerformer. Creates a whole-part relationship.
<a href="#">ServiceMessage</a>	Message for use in a Service Event-Trace.
<a href="#">ServiceMethod</a>	A behavioral feature of a ServiceSpecification whose behavior is specified in a ServiceFunction.
<a href="#">ServiceSpecification</a>	The specification of a set of functionality provided one element for the use of others.
<a href="#">ServiceSpecificationRole</a>	An assertion that a ServiceSecification calls upon another ServiceSpecification in order to deliver its stated functionality.

## 2.3.7 S7 - Service Interface Parameters

### Purpose

Specifies the interfaces that a service provides and uses, defines which services are compatible with which other services.

### Meta Model

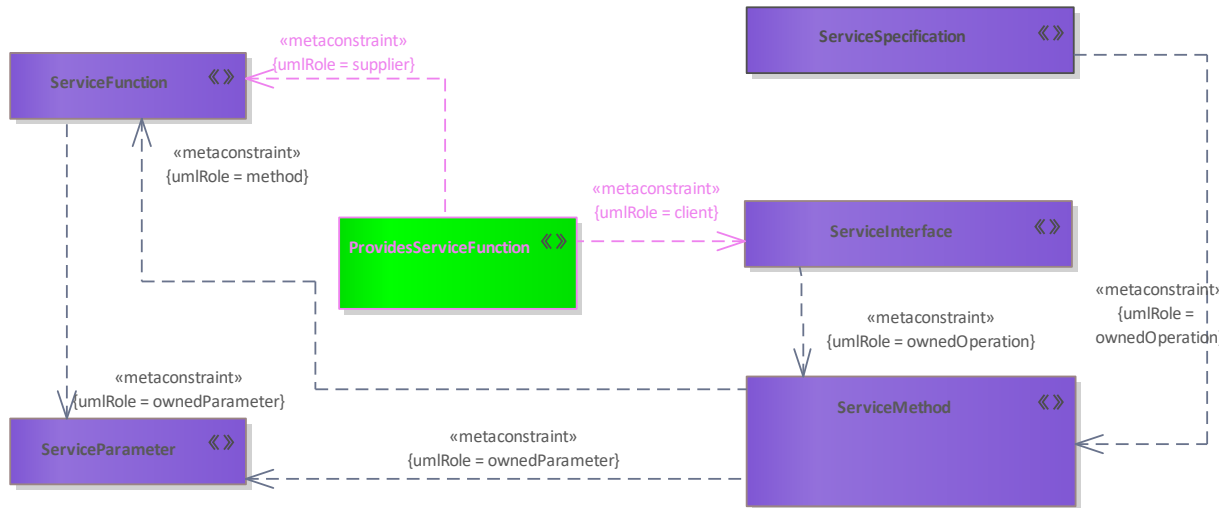


Figure 19: S7 - Service Interface Parameters

### Meta Model Elements

Name	Definition
<a href="#">ProvidesServiceFunction</a>	Relationship that expresses that a service function is provided by an interface.
<a href="#">ServiceFunction</a>	An Activity that describes the abstract behavior of ServiceSpecifications, regardless of the actual implementation.
<a href="#">ServiceInterface</a>	A contract that defines the ServiceMethods and ServiceMessageHandlers that the ServiceSpecification realizes.
<a href="#">ServiceMethod</a>	A behavioral feature of a ServiceSpecification whose behavior is specified in a ServiceFunction.
<a href="#">ServiceParameter</a>	A type that represents inputs and outputs of a ServiceFunction, represents inputs and outputs of a ServiceSpecification.
<a href="#">ServiceSpecification</a>	The specification of a set of functionality provided one element for the use of others.

## 2.3.8 S8 - Service Policy

### Purpose

The S8 Viewpoint specifies constraints against services to which implementations must conform.

### Meta Model

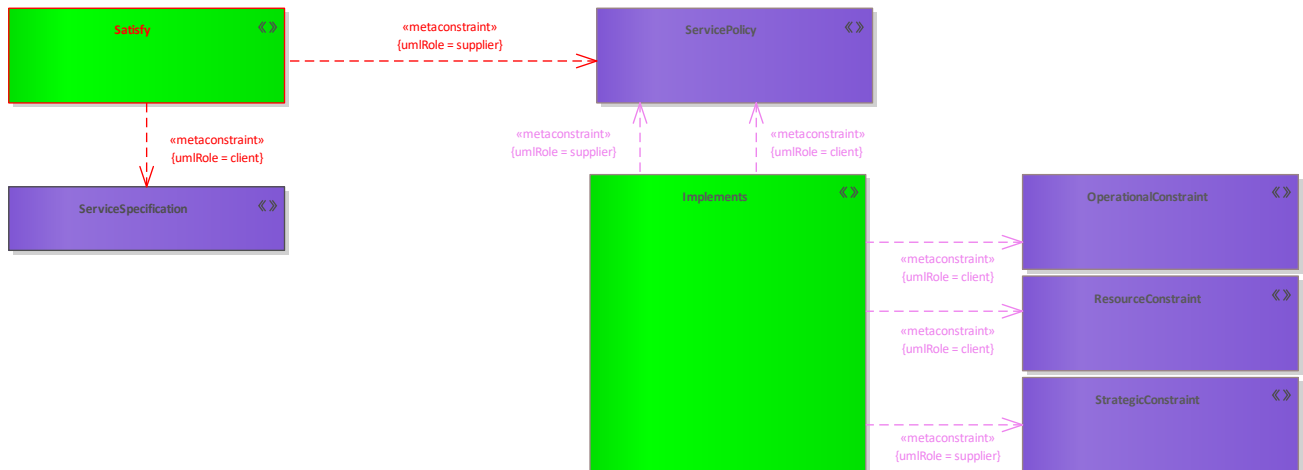


Figure 20: S8 - Service Policy

### Meta Model Elements

Name	Definition
<a href="#">Implements</a>	A tuple that defines how an element in the upper layer of abstraction is implemented by a semantically equivalent element (i.e. tracing the OperationalActivities to the Functions that implement them) in the lower level of abstraction.
<a href="#">OperationalConstraint</a>	A Rule governing a logical architectural element i.e. OperationalPerformer, OperationalActivity, InformationElement etc.
<a href="#">ResourceConstraint</a>	A rule governing the structural or functional aspects of an implementation.
<a href="#">Satisfy</a>	This relation states that an constraint affects an element.
<a href="#">ServicePolicy</a>	A constraint governing the use of one or more ServiceSpecifications.
<a href="#">ServiceSpecification</a>	The specification of a set of functionality provided one element for the use of others.
<a href="#">StrategicConstraint</a>	A Rule governing a capability.

## 2.3.9 Sr - Service Roadmap

### Purpose

The Sr Viewpoint supports the Service Audit process by providing a method to identify gaps or duplications in service provision. Sr indicates service lifetime evolutions, which are derived from delivery milestones within acquisition projects.

### Meta Model

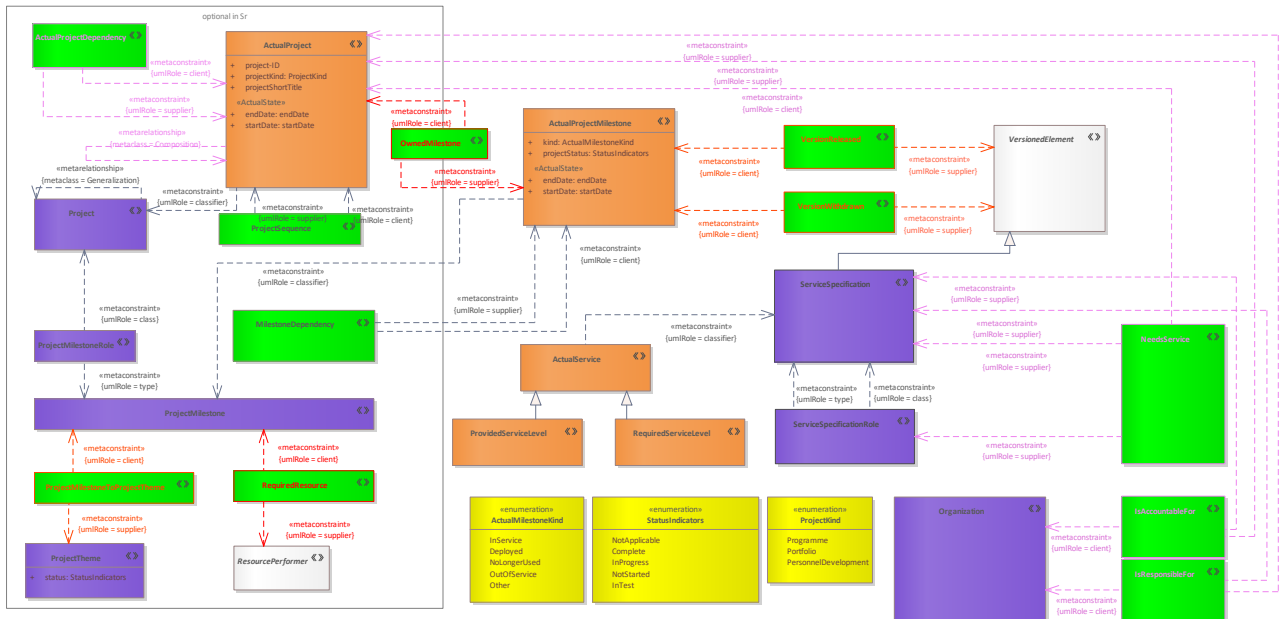


Figure 21: Sr - Service Roadmap

### Meta Model Elements

Name	Definition
<a href="#">ActualProject</a>	A time-limited endeavor to provide a specific set of ActualResource that meet specific Capability needs.
<a href="#">ActualProjectDependency</a>	Relationship that is a dependency of a actualproject on a actualproject.
<a href="#">ActualProjectMilestone</a>	An event with a start date in a ActualProject from which progress is measured.
<a href="#">ActualService</a>	An individual ServiceSpecification.
<a href="#">IsAccountableFor</a>	A relation that expresses that an OrganizationalResource is responsible for a resource, service or project in the context of an approval.
<a href="#">IsResponsibleFor</a>	A relation that expresses that an OrganizationalResource is responsible for a resource, service or project.
<a href="#">MilestoneDependency</a>	A tuple between two ActualProjectMilestones that denotes one ActualProjectMilestone follows from another.
<a href="#">NeedsService</a>	A relation that expresses that a project needs a service
<a href="#">Organization</a>	A group of OrganizationalResources (Persons, Posts, Organizations and Responsibilities) associated for a particular purpose.
<a href="#">OwnedMilestone</a>	Relationship that expresses that actual project has a actual milestone.
<a href="#">Project</a>	A type that describes types of time-limited endeavours that are required to meet one or more Capability needs.
<a href="#">ProjectMilestone</a>	A type of event in a Project by which progress is measured.
<a href="#">ProjectMilestoneRole</a>	The role played by a ProjectMilestone in the context of a Project.
<a href="#">ProjectMilestoneToProjectTheme</a>	A relationship that expresses which project theme is handled by which project milestone.
<a href="#">ProjectSequence</a>	A tuple between two ActualProjects that denotes one ActualProject cannot start before the previous ActualProject is finished.
<a href="#">ProjectTheme</a>	A property of a ProjectMilestone that captures an aspect by which the progress of ActualProjects may be measured.
<a href="#">ProvidedServiceLevel</a>	A sub type of ActualService that details a specific service level delivered by the provider.
<a href="#">RequiredResource</a>	Relationship that indicates which resources a project milestone requires



Name	Definition
<a href="#">RequiredServiceLevel</a>	A sub type of ActualService that details a specific service level required of the provider.
<a href="#">ResourcePerformer</a>	An abstract type grouping elements that can be the subject of a SecurityConstraint (there are currently no security viewpoints in the NAF).
<a href="#">ServiceSpecification</a>	The specification of a set of functionality provided one element for the use of others.
<a href="#">ServiceSpecificationRole</a>	An assertion that a ServiceSecification calls upon another ServiceSpecification in order to deliver its stated functionality.
<a href="#">VersionedElement</a>	An abstract type grouping ResourcePerformer and ServiceSpecification that allows VersionOfConfiguration to be related to ActualProjectMilestones.
<a href="#">VersionReleased</a>	A relationship that expresses that an actual project milestone releases an versioned element.
<a href="#">VersionWithdrawn</a>	A relationship that expresses that an actual project milestone withdraws an versioned element.

## 2.3.10 C1-S1 - Capability to Service Mapping

### Purpose

A C1-S1 Viewpoint presents a simple mapping of services to capabilities, showing which services contribute to which capability.

### Meta Model

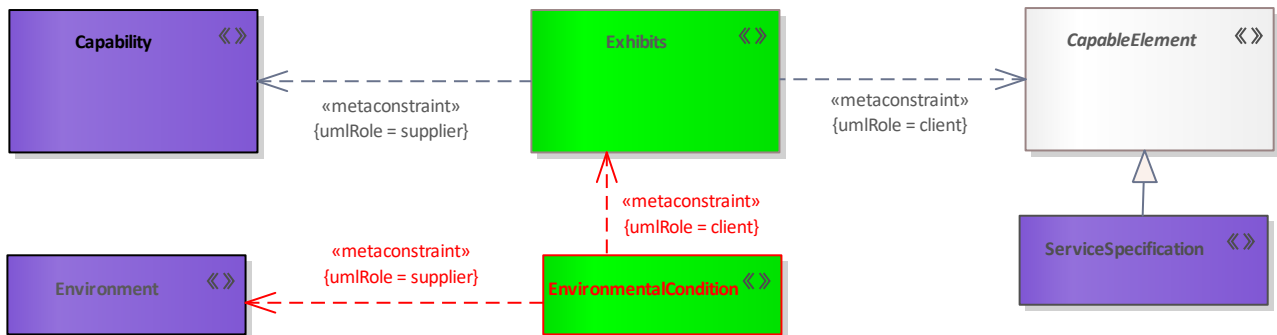


Figure 22: C1-S1 - Capability to Service Mapping

### Meta Model Elements

Name	Definition
<a href="#">Capability</a>	A high level specification of the enterprise's ability to execute a specified course of action.
<a href="#">CapableElement</a>	An abstract type that represents a structural element that can perform behaviors (i.e. OperationalActivity).
<a href="#">Environment</a>	A definition of the environmental factors in which something exists or functions. The definition of an Environment element can be further defined using EnvironmentKind.
<a href="#">EnvironmentalCondition</a>	Relationship that indicates under which environment an exhibits-relationship takes place.
<a href="#">Exhibits</a>	A tuple that exists between a CapableElement and a Capability that it meets under specific environmental conditions.
<a href="#">ServiceSpecification</a>	The specification of a set of functionality provided one element for the use of others.



Name	Definition
<a href="#">CapableElement</a>	An abstract type that represents a structural element that can perform behaviors (i.e. OperationalActivity).
<a href="#">Environment</a>	A definition of the environmental factors in which something exists or functions. The definition of an Environment element can be further defined using EnvironmentKind.
<a href="#">EnvironmentalCondition</a>	Relationship that indicates under which environment an exhibits-relationship takes place.
<a href="#">Exhibits</a>	A tuple that exists between a CapableElement and a Capability that it meets under specific environmental conditions.
<a href="#">IsCapableToPerform</a>	A relationship that says that a capable element performs an activity or action.
<a href="#">JustifiedBy</a>	Relation states that an Constraint is derived from a reference (Reference, DocumentReference, SMEReference).
<a href="#">MapsToCapability</a>	A tuple denoting that an Activity contributes to providing a Capability.
<a href="#">MeasurableElement</a>	Abstract type, grouping elements that can be measured by applying MeasurementSets to them.
<a href="#">Measurement</a>	A property of an element representing something in the physical world, expressed in amounts of a unit of measure.
<a href="#">Measurement</a>	A property of an element representing something in the physical world, expressed in amounts of a unit of measure.
<a href="#">Measurement</a>	A property of an element representing something in the physical world, expressed in amounts of a unit of measure.
<a href="#">MeasurementType</a>	A type of a property representing something in the physical world, expressed in amounts of a unit of measure.
<a href="#">OperationalActivity</a>	An Activity that captures a logical process, specified independently of how the process is carried out.
<a href="#">OperationalActivityAction</a>	A call of an OperationalActivity in the context of another OperationalActivity.
<a href="#">OperationalAgent</a>	An abstract type grouping Operational Architecture and Operational Performer.
<a href="#">OperationalAsset</a>	An abstract element used to group the elements of OperationalAgent and InformationElement allowing them to own InformationRoles.
<a href="#">OperationalConstraint</a>	A Rule governing a logical architectural element i.e. OperationalPerformer, OperationalActivity, InformationElement etc.
<a href="#">OperationalPerformer</a>	A logical entity that IsCapableToPerform OperationalActivities which produce, consume and process Resources.
<a href="#">OperationalRole</a>	Usage of a OperationalPerformer or OperationalArchitecture in the context of another OperationalPerformer or OperationalArchitecture. Creates a whole-part relationship.
<a href="#">OwnsMeasurement</a>	A relationship that expresses which measurement or measurement type an element owns.
<a href="#">PerformsInContext</a>	A relationship that says that a role performs an activity or action. It indicates that the action can be carried out by the role when used in a specific context or configuration.
<a href="#">PropertySet</a>	An abstract type grouping architectural elements that can own Measurements.
<a href="#">PropertySetGeneralisation</a>	A PropertySetGeneralization is a taxonomic relationship between a more general PropertySet and a more specific PropertySet.
<a href="#">Reference</a>	Element describes all types of references.
<a href="#">Satisfy</a>	This relation states that an constraint affects an element.
<a href="#">SubjectOfOperationalConstraint</a>	An abstract type grouping elements that can be the subject of an OperationalConstraint.



Name	Definition
<a href="#"><u>OperationalAgent</u></a>	An abstract type grouping Operational Architecture and Operational Performer.
<a href="#"><u>OperationalArchitecture</u></a>	A type used to denote a model of the Architecture, described from the Operational perspective.
<a href="#"><u>OperationalAsset</u></a>	An abstract element used to group the elements of OperationalAgent and InformationElement allowing them to own InformationRoles.
<a href="#"><u>OperationalConnector</u></a>	A Connector that goes between OperationalRoles representing a need to exchange Resources. It can carry a number of OperationalExchanges.
<a href="#"><u>OperationalConstraint</u></a>	A Rule governing a logical architectural element i.e. OperationalPerformer, OperationalActivity, InformationElement etc.
<a href="#"><u>OperationalExchange</u></a>	Asserts that a flow can exist between OperationalPerformers (i.e. flows of information, people, materiel, or energy).
<a href="#"><u>OperationalExchangelttem</u></a>	An abstract grouping for elements that defines the types of elements that can be exchanged between OperationalPerformers and conveyed by an OperationalExchange.
<a href="#"><u>OperationalInterface</u></a>	A declaration that specifies a contract between the OperationalPerformer it is related to, and any other OperationalPerformers it can interact with.
<a href="#"><u>OperationalPerformer</u></a>	A logical entity that IsCapableToPerform OperationalActivities which produce, consume and process Resources.
<a href="#"><u>OperationalPort</u></a>	An interaction point for an OperationalAgent through which it can interact with the outside environment and which is defined by an OperationalInterface.
<a href="#"><u>OperationalRole</u></a>	Usage of a OperationalPerformer or OperationalArchitecture in the context of another OperationalPerformer or OperationalArchitecture. Creates a whole-part relationship.
<a href="#"><u>OwnsMeasurement</u></a>	A relationship that expresses which measurement or measurement type an element owns.
<a href="#"><u>PhysicalLocation</u></a>	A relationship that expresses that a location holder operates in an actual location.
<a href="#"><u>ProblemDomain</u></a>	A property associated with a logical architecture, used to specify the scope of the problem.
<a href="#"><u>PropertySet</u></a>	An abstract type grouping architectural elements that can own Measurements.
<a href="#"><u>Provides</u></a>	Asserts that a operational agent provides a service.
<a href="#"><u>Reference</u></a>	Element describes all types of references.
<a href="#"><u>RequiredEnvironment</u></a>	A relationship that expresses that a location holder operates under specific environmental conditions.
<a href="#"><u>Satisfy</u></a>	This relation states that an constraint affects an element.
<a href="#"><u>ServiceSpecification</u></a>	The specification of a set of functionality provided one element for the use of others.
<a href="#"><u>ServiceSpecificationRole</u></a>	An assertion that a ServiceSecification calls upon another ServiceSpecification in order to deliver its stated functionality.
<a href="#"><u>SubjectOfOperationalConstraint</u></a>	An abstract type grouping elements that can be the subject of an OperationalConstraint.



Name	Definition
	Operational perspective.
<a href="#">OperationalConnector</a>	A Connector that goes between OperationalRoles representing a need to exchange Resources. It can carry a number of OperationalExchanges.
<a href="#">OperationalConstraint</a>	A Rule governing a logical architectural element i.e. OperationalPerformer, OperationalActivity, InformationElement etc.
<a href="#">OperationalControlFlow</a>	An ActivityEdge that shows the flow of control between OperationalActivityActions.
<a href="#">OperationalExchange</a>	Asserts that a flow can exist between OperationalPerformers (i.e. flows of information, people, materiel, or energy).
<a href="#">OperationalExchangeItem</a>	An abstract grouping for elements that defines the types of elements that can be exchanged between OperationalPerformers and conveyed by an OperationalExchange.
<a href="#">OperationalInterface</a>	A declaration that specifies a contract between the OperationalPerformer it is related to, and any other OperationalPerformers it can interact with.
<a href="#">OperationalObjectFlow</a>	An ActivityEdge that shows the flow of Resources (objects/information) between OperationalActivityActions.
<a href="#">OperationalPerformer</a>	A logical entity that IsCapableToPerform OperationalActivities which produce, consume and process Resources.
<a href="#">OperationalPort</a>	An interaction point for an OperationalAgent through which it can interact with the outside environment and which is defined by an OperationalInterface.
<a href="#">OperationalRole</a>	Usage of a OperationalPerformer or OperationalArchitecture in the context of another OperationalPerformer or OperationalArchitecture. Creates a whole-part relationship.
<a href="#">OwnsMeasurement</a>	A relationship that expresses which measurement or measurement type an element owns.
<a href="#">PerformsInContext</a>	A relationship that says that a role performs an activity or action. It indicates that the action can be carried out by the role when used in a specific context or configuration.
<a href="#">ProblemDomain</a>	A property associated with a logical architecture, used to specify the scope of the problem.
<a href="#">Provides</a>	Asserts that a operational agent provides a service.
<a href="#">Satisfy</a>	This relation states that an constraint affects an element.
<a href="#">ServiceSpecification</a>	The specification of a set of functionality provided one element for the use of others.
<a href="#">ServiceSpecificationRole</a>	An assertion that a ServiceSecification calls upon another ServiceSpecification in order to deliver its stated functionality.
<a href="#">SubjectOfOperationalConstraint</a>	An abstract type grouping elements that can be the subject of an OperationalConstraint.



## 2.4.4 L4 - Logical Activities

### Purpose

The L4 Viewpoint describes the operational activities that are being conducted within the mission or scenario. These activities are defined at a logical, solution-neutral level so as to enable different solutions in the physical layer. The L4 Viewpoint describes the activities associated with the logical architecture.

### Meta Model

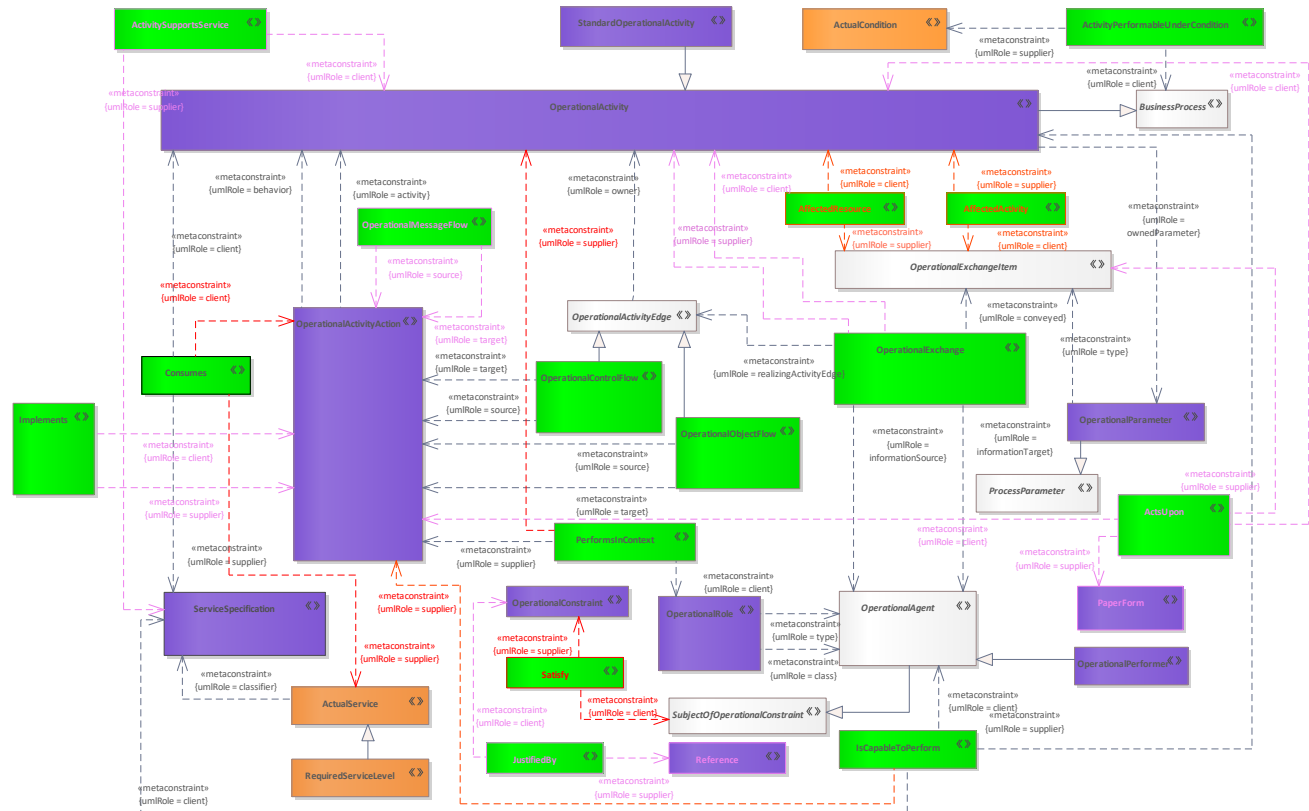


Figure 26: L4 - Logical Activities

### Meta Model Elements

Name	Definition
<a href="#">ActivityPerformableUnderCondition</a>	The ActualCondition under which an Activity is performed.
<a href="#">ActivitySupportsService</a>	Relation states that a process is necessary for the implementation of a service.
<a href="#">ActsUpon</a>	Asserts that something (subject) is acted upon by an OperationalActivity (activity).
<a href="#">ActualCondition</a>	An individual describing an actual situation with respect to circumstances under which an OperationalActivity, Function or ServiceFunction can be performed.
<a href="#">ActualService</a>	An individual ServiceSpecification.
<a href="#">AffectedActivity</a>	A relationship that expresses which resource is affected by a operational activity.
<a href="#">AffectedResource</a>	A relationship that expresses which operational activity is affected by a resource.
<a href="#">BusinessProcess</a>	An abstract type that represents a behavior or process (i.e. a Function or OperationalActivity) that can be performed by a Performer.
<a href="#">Consumes</a>	A tuple that asserts that a service in someway contributes or assists in the execution of an OperationalActivity.
<a href="#">Implements</a>	A tuple that defines how an element in the upper layer of abstraction is implemented by a semantically equivalent element (i.e. tracing the OperationalActivities to the Functions that implement them) in the lower level of abstraction.
<a href="#">IsCapableToPerform</a>	A relationship that says that a capable element performs an activity or action.

Name	Definition
<a href="#"><u>JustifiedBy</u></a>	Relation states that an Constraint is derived from a reference (Reference, DocumentReference, SMEReference).
<a href="#"><u>OperationalActivity</u></a>	An Activity that captures a logical process, specified independently of how the process is carried out.
<a href="#"><u>OperationalActivityAction</u></a>	A call of an OperationalActivity in the context of another OperationalActivity.
<a href="#"><u>OperationalActivityEdge</u></a>	A tuple that shows the flow of Resources (objects/information) between OperationalActivityActions.
<a href="#"><u>OperationalAgent</u></a>	An abstract type grouping Operational Architecture and Operational Performer.
<a href="#"><u>OperationalConstraint</u></a>	A Rule governing a logical architectural element i.e. OperationalPerformer, OperationalActivity, InformationElement etc.
<a href="#"><u>OperationalControlFlow</u></a>	An ActivityEdge that shows the flow of control between OperationalActivityActions.
<a href="#"><u>OperationalExchange</u></a>	Asserts that a flow can exist between OperationalPerformers (i.e. flows of information, people, materiel, or energy).
<a href="#"><u>OperationalExchangeItem</u></a>	An abstract grouping for elements that defines the types of elements that can be exchanged between OperationalPerformers and conveyed by an OperationalExchange.
<a href="#"><u>OperationalMessageFlow</u></a>	A ProcessMessageFlow that shows the flow of message between OperationalActivityActions of different ActivityPartitions like Pools.
<a href="#"><u>OperationalObjectFlow</u></a>	An ActivityEdge that shows the flow of Resources (objects/information) between OperationalActivityActions.
<a href="#"><u>OperationalParameter</u></a>	A type that represents inputs and outputs of an OperationalActivity. It is typed by an OperationalExchangeItem.
<a href="#"><u>OperationalPerformer</u></a>	A logical entity that IsCapableToPerform OperationalActivities which produce, consume and process Resources.
<a href="#"><u>OperationalRole</u></a>	Usage of a OperationalPerformer or OperationalArchitecture in the context of another OperationalPerformer or OperationalArchitecture. Creates a whole-part relationship.
<a href="#"><u>PaperForm</u></a>	Form is a digitized or digitizable document, for example a scanned document.
<a href="#"><u>PerformsInContext</u></a>	A relationship that says that a role performs an activity or action. It indicates that the action can be carried out by the role when used in a specific context or configuration.
<a href="#"><u>ProcessParameter</u></a>	An abstract type that represents a behavior or process (i.e. a Function or OperationalActivity) that can be performed by a Performer.
<a href="#"><u>Reference</u></a>	Element describes all types of references.
<a href="#"><u>RequiredServiceLevel</u></a>	A sub type of ActualService that details a specific service level required of the provider.
<a href="#"><u>Satisfy</u></a>	This relation states that an constraint affects an element.
<a href="#"><u>ServiceSpecification</u></a>	The specification of a set of functionality provided one element for the use of others.
<a href="#"><u>StandardOperationalActivity</u></a>	A sub-type of OperationalActivity that is a standard operating procedure.
<a href="#"><u>SubjectOfOperationalConstraint</u></a>	An abstract type grouping elements that can be the subject of an OperationalConstraint.

## 2.4.5 L5 - Logical States

### Purpose

The L5 Viewpoint specifies the typical states a node may have and the possible transitions between those states (i.e. changes of state). Triggers for state changes may also be defined. Actions may be associated with a given state or with the transition between states in response to stimuli (e.g. triggers and events).

### Meta Model

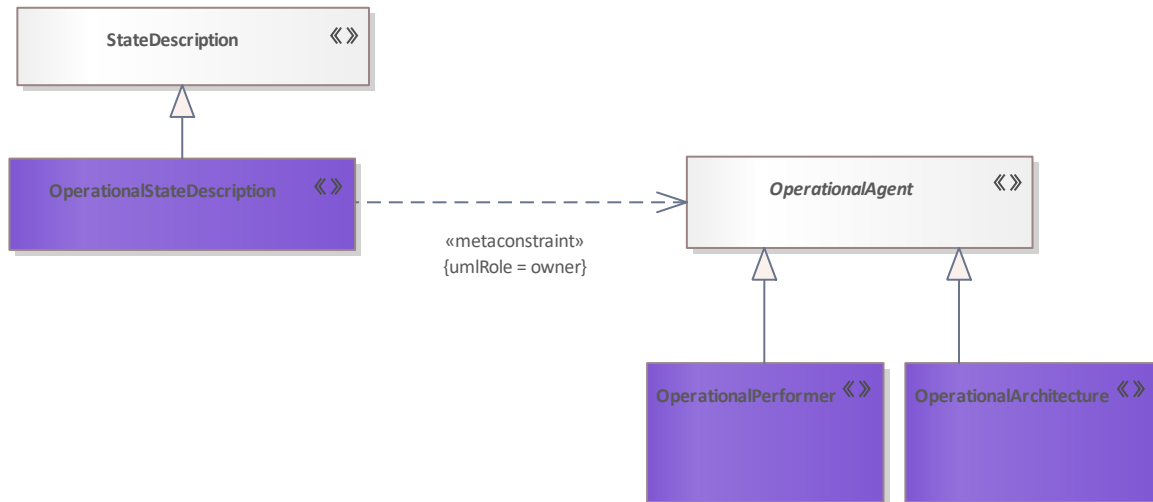


Figure 27: L5 - Logical States

### Meta Model Elements

Name	Definition
<a href="#">OperationalAgent</a>	An abstract type grouping Operational Architecture and Operational Performer.
<a href="#">OperationalArchitecture</a>	A type used to denote a model of the Architecture, described from the Operational perspective.
<a href="#">OperationalPerformer</a>	A logical entity that IsCapableToPerform OperationalActivities which produce, consume and process Resources.
<a href="#">OperationalStateDescription</a>	A state machine describing the behavior of a OperationalPerformer, depicting how the OperationalPerformer responds to various events and the actions.
<a href="#">StateDescription</a>	An abstract type that represents a state machine (i.e. an OperationalStateDescription or ResourceStateDescription), depicting how the Asset responds to various events and the actions.

## 2.4.6 L6 - Logical Sequence

### Purpose

Operational Event-Trace Descriptions, sometimes called sequence diagrams, event scenarios or timing diagrams, allow the tracing of interactions between nodes in a scenario or critical sequence of events. The node interactions usually correspond to flows of information but may describe flows of energy, materiel or people specified in the L2, Logical Scenario.

### Meta Model

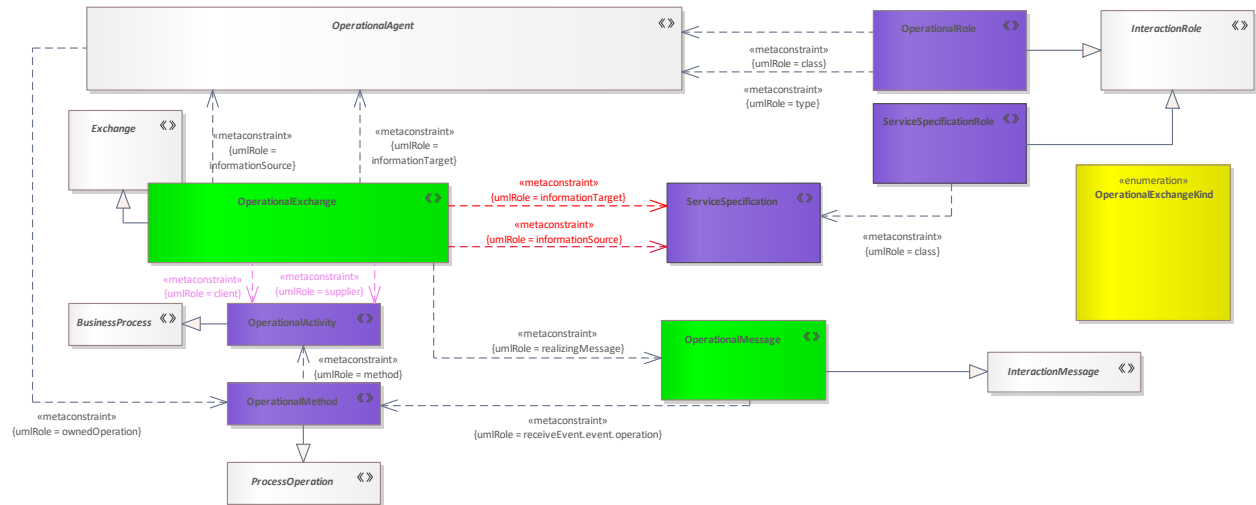


Figure 28: L6 - Logical Sequence

### Meta Model Elements

Name	Definition
<a href="#">BusinessProcess</a>	An abstract type that represents a behavior or process (i.e. a Function or OperationalActivity) that can be performed by a Performer.
<a href="#">Exchange</a>	Abstract tuple, grouping OperationalExchanges and ResourceExchanges that exchange Resources.
<a href="#">InteractionMessage</a>	An abstract type that groups several types of messages used in the InteractionScenario.
<a href="#">InteractionRole</a>	An abstract type that represents an individual participant in the InteractionScenario.
<a href="#">OperationalActivity</a>	An Activity that captures a logical process, specified independently of how the process is carried out.
<a href="#">OperationalAgent</a>	An abstract type grouping Operational Architecture and Operational Performer.
<a href="#">OperationalExchange</a>	Asserts that a flow can exist between OperationalPerformers (i.e. flows of information, people, materiel, or energy).
<a href="#">OperationalMessage</a>	Message for use in an Operational Event-Trace which carries any of the subtypes of OperationalExchange.
<a href="#">OperationalMethod</a>	behavioral feature of a OperationalPerformer whose behavior is specified in an OperationalActivity.
<a href="#">OperationalRole</a>	Usage of a OperationalPerformer or OperationalArchitecture in the context of another OperationalPerformer or OperationalArchitecture. Creates a whole-part relationship.
<a href="#">ProcessOperation</a>	An abstract type that represents a behavior or process (i.e. a Function or OperationalActivity) that can be performed by a Performer.
<a href="#">ServiceSpecification</a>	The specification of a set of functionality provided one element for the use of others.
<a href="#">ServiceSpecificationRole</a>	An assertion that a ServiceSecification calls upon another ServiceSpecification in order to deliver its stated functionality.

## 2.4.7 L7 - Informtion Model

## Purpose

The L7 Viewpoint is used to document the business information. It describes the information that can be exchanged along the logical flows in the architecture, specified in L2, L3 and L4.

## Meta Model

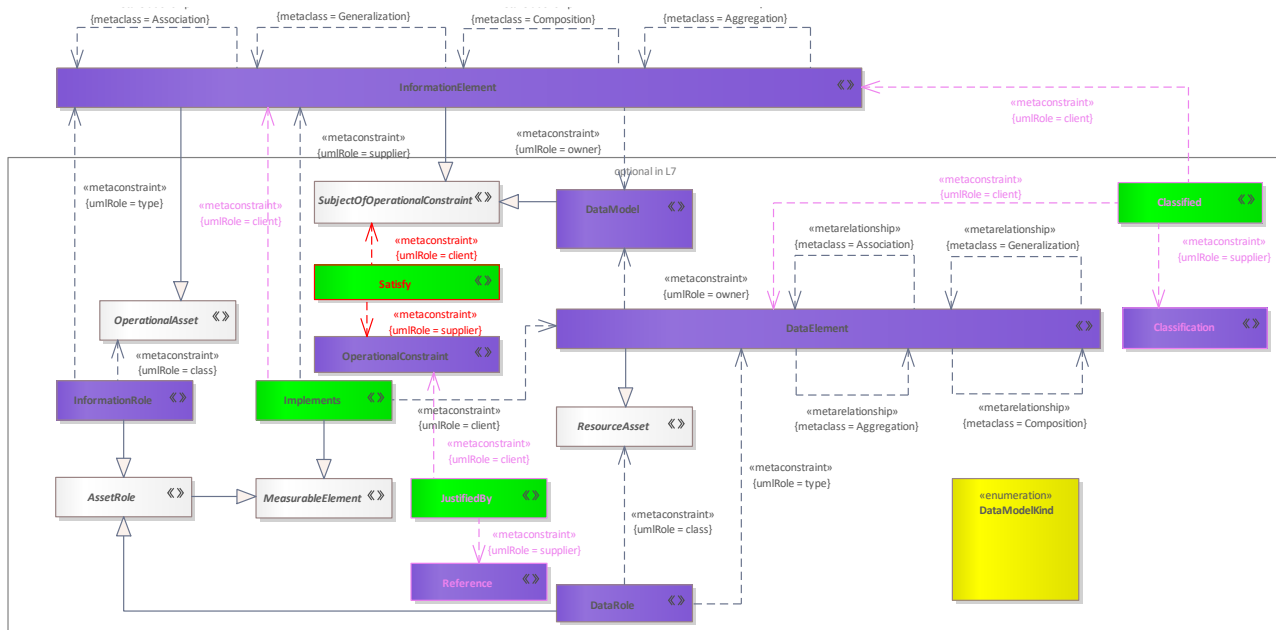


Figure 29: L7 - Informtion Model

## Meta Model Elements

Name	Definition
<a href="#"><u>AssetRole</u></a>	AssetRole as applied to Security views, an abstract element that indicates the type of elements that can be considered as a subject for security analysis in the particular context (currently no security viewpoints in the framework).
<a href="#"><u>Classification</u></a>	Classification according to STANAG 1059.
<a href="#"><u>Classified</u></a>	Relationship that indicates which classification an element has.
<a href="#"><u>DataElement</u></a>	A formalized representation of data that is managed by or exchanged between resources.
<a href="#"><u>DataModel</u></a>	A structural specification of data types, showing relationships between them that is devoid of implementation detail. The type of data captured in the DataModel is described using the enumeration DataModelKind (Conceptual, Logical and Physical).
<a href="#"><u>DataRole</u></a>	A usage of DataElement that exists in the context of an ResourceAsset. It also allows the representation of the whole-part aggregation of DataElements.
<a href="#"><u>Implements</u></a>	A tuple that defines how an element in the upper layer of abstraction is implemented by a semantically equivalent element (i.e. tracing the OperationalActivities to the Functions that implement them) in the lower level of abstraction.
<a href="#"><u>InformationElement</u></a>	An item of information that flows between OperationalPerformers and is produced and consumed by the OperationalActivities that the OperationalPerformers are capable to perform (see IsCapableToPerform).
<a href="#"><u>InformationRole</u></a>	A usage of InformationElement that exists in the context of an OperationalAsset. It also allows the representation of the whole-part aggregation of InformationElements.
<a href="#"><u>JustifiedBy</u></a>	Relation states that an Constraint is derived from a reference (Reference, DocumentReference, SMEReference).
<a href="#"><u>MeasurableElement</u></a>	Abstract type, grouping elements that can be measured by applying MeasurementSets to them.
<a href="#"><u>OperationalAsset</u></a>	An abstract element used to group the elements of OperationalAgent and InformationElement allowing them to own InformationRoles.

Name	Definition
<a href="#">OperationalConstraint</a>	A Rule governing a logical architectural element i.e. OperationalPerformer, OperationalActivity, InformationElement etc.
<a href="#">Reference</a>	Element describes all types of references.
<a href="#">ResourceAsset</a>	An abstract element used to group the elements of ResourcePerformer and DataElement allowing them to own DataRoles
<a href="#">Satisfy</a>	This relation states that an constraint affects an element.
<a href="#">SubjectOfOperationalConstraint</a>	An abstract type grouping elements that can be the subject of an OperationalConstraint.

## 2.4.8 L8 - Logical Constraints

### Purpose

The L8 Viewpoint is used to constrain the logical architecture without forcing a particular solution. L8 is used for rules which are not expressed as behavioural models, interactions or measures of effectiveness, i.e. they are textual statements of requirements that constrain the architecture.

### Meta Model

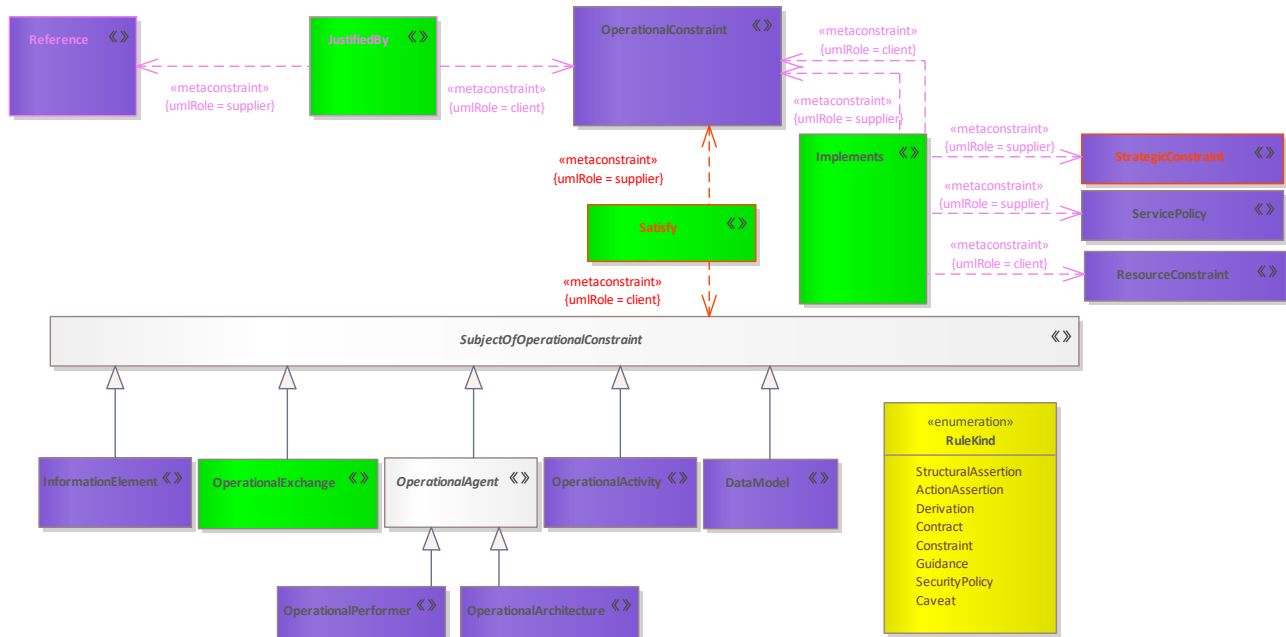


Figure 30: L8 - Logical Constraints

### Meta Model Elements

Name	Definition
<a href="#">DataModel</a>	A structural specification of data types, showing relationships between them that is devoid of implementation detail. The type of data captured in the DataModel is described using the enumeration DataModelKind (Conceptual, Logical and Physical).
<a href="#">Implements</a>	A tuple that defines how an element in the upper layer of abstraction is implemented by a semantically equivalent element (i.e. tracing the OperationalActivities to the Functions that implement them) in the lower level of abstraction.
<a href="#">InformationElement</a>	An item of information that flows between OperationalPerformers and is produced and consumed by the OperationalActivities that the OperationalPerformers are capable to perform (see IsCapableToPerform).
<a href="#">JustifiedBy</a>	Relation states that an Constraint is derived from a reference (Reference, DocumentReference, SMERefrence).
<a href="#">OperationalActivity</a>	An Activity that captures a logical process, specified independently of how the process is carried out.
<a href="#">OperationalAgent</a>	An abstract type grouping Operational Architecture and Operational Performer.
<a href="#">OperationalArchitecture</a>	A type used to denote a model of the Architecture, described from the Operational perspective.
<a href="#">OperationalConstraint</a>	A Rule governing a logical architectural element i.e. OperationalPerformer, OperationalActivity, InformationElement etc.
<a href="#">OperationalExchange</a>	Asserts that a flow can exist between OperationalPerformers (i.e. flows of information, people, materiel, or energy).
<a href="#">OperationalPerformer</a>	A logical entity that IsCapableToPerform OperationalActivities which produce, consume and process Resources.
<a href="#">Reference</a>	Element describes all types of references.
<a href="#">ResourceConstraint</a>	A rule governing the structural or functional aspects of an implementation.
<a href="#">Satisfy</a>	This relation states that an constraint affects an element.

Name	Definition
<a href="#">ServicePolicy</a>	A constraint governing the use of one or more ServiceSpecifications.
<a href="#">StrategicConstraint</a>	A Rule governing a capability.
<a href="#">SubjectOfOperationalConstraint</a>	An abstract type grouping elements that can be the subject of an OperationalConstraint.



## 2.4.9 Lr - Lines of Development

## Purpose

The Lr Viewpoint is primarily intended to support the acquisition process across multiple projects or programmes, highlighting dependencies the logical dependencies between capabilities, projects and the integration of all lines of development to achieve a successfully integrated military capability. Use of the Lr Viewpoint should support the management of capability delivery and be aligned with Cr, Capability Roadmap.

## Meta Model



Name	Definition
	description in a consistent form to allow quick reference and comparison bet
<a href="#">ArchitectureForProject</a>	A relationship that expresses that a architectural description belongs to a actual project.
<a href="#">IsAccountableFor</a>	A relation that expresses that an OrganizationalResource is responsible for a resource, service or project in the context of an approval.
<a href="#">IsResponsibleFor</a>	A relation that expresses that an OrganizationalResource is responsible for a resource, service or project.
<a href="#">JustifiedBy</a>	Relation states that an Constraint is derived from a reference (Reference, DocumentReference, SMEReference).
<a href="#">MilestoneDependency</a>	A tuple between two ActualProjectMilestones that denotes one ActualProjectMilestone follows from another.
<a href="#">OperationalConstraint</a>	A Rule governing a logical architectural element i.e. OperationalPerformer, OperationalActivity, InformationElement etc.
<a href="#">Organization</a>	A group of OrganizationalResources (Persons, Posts, Organizations and Responsibilities) associated for a particular purpose.
<a href="#">OwnedMilestone</a>	Relationship that expresses that actual project has a actual milestone.
<a href="#">Project</a>	A type that describes types of time-limited endeavours that are required to meet one or more Capability needs.
<a href="#">ProjectMilestone</a>	A type of event in a Project by which progress is measured.
<a href="#">ProjectMilestoneRole</a>	The role played by a ProjectMilestone in the context of a Project.
<a href="#">ProjectMilestoneToProjectTheme</a>	A relationship that expresses which project theme is handled by which project milestone.
<a href="#">ProjectSequence</a>	A tuple between two ActualProjects that denotes one ActualProject cannot start before the previous ActualProject is finished.
<a href="#">ProjectTheme</a>	A property of a ProjectMilestone that captures an aspect by which the progress of ActualProjects may be measured.
<a href="#">Reference</a>	Element describes all types of references.
<a href="#">RequiredResource</a>	Relationship that indicates which resources a project milestone requires
<a href="#">ResourcePerformer</a>	An abstract type grouping elements that can be the subject of a SecurityConstraint (there are currently no security viewpoints in the NAF).
<a href="#">Satisfy</a>	This relation states that an constraint affects an element.
<a href="#">SubjectOfOperationalConstraint</a>	An abstract type grouping elements that can be the subject of an OperationalConstraint.
<a href="#">VersionedElement</a>	An abstract type grouping ResourcePerformer and ServiceSpecification that allows VersionOfConfiguration to be related to ActualProjectMilestones.
<a href="#">VersionReleased</a>	A relationship that expresses that an actual project milestone releases an versioned element.
<a href="#">VersionWithdrawn</a>	A relationship that expresses that an actual project milestone withdraws an versioned element.

## 2.4.10 L2-L3 - Logical Concept Viewpoint

### Purpose

The L2-L3 Viewpoint is concerned with providing an executive level, scenario-based communication of the architecture purpose, scope and content.

### Meta Model

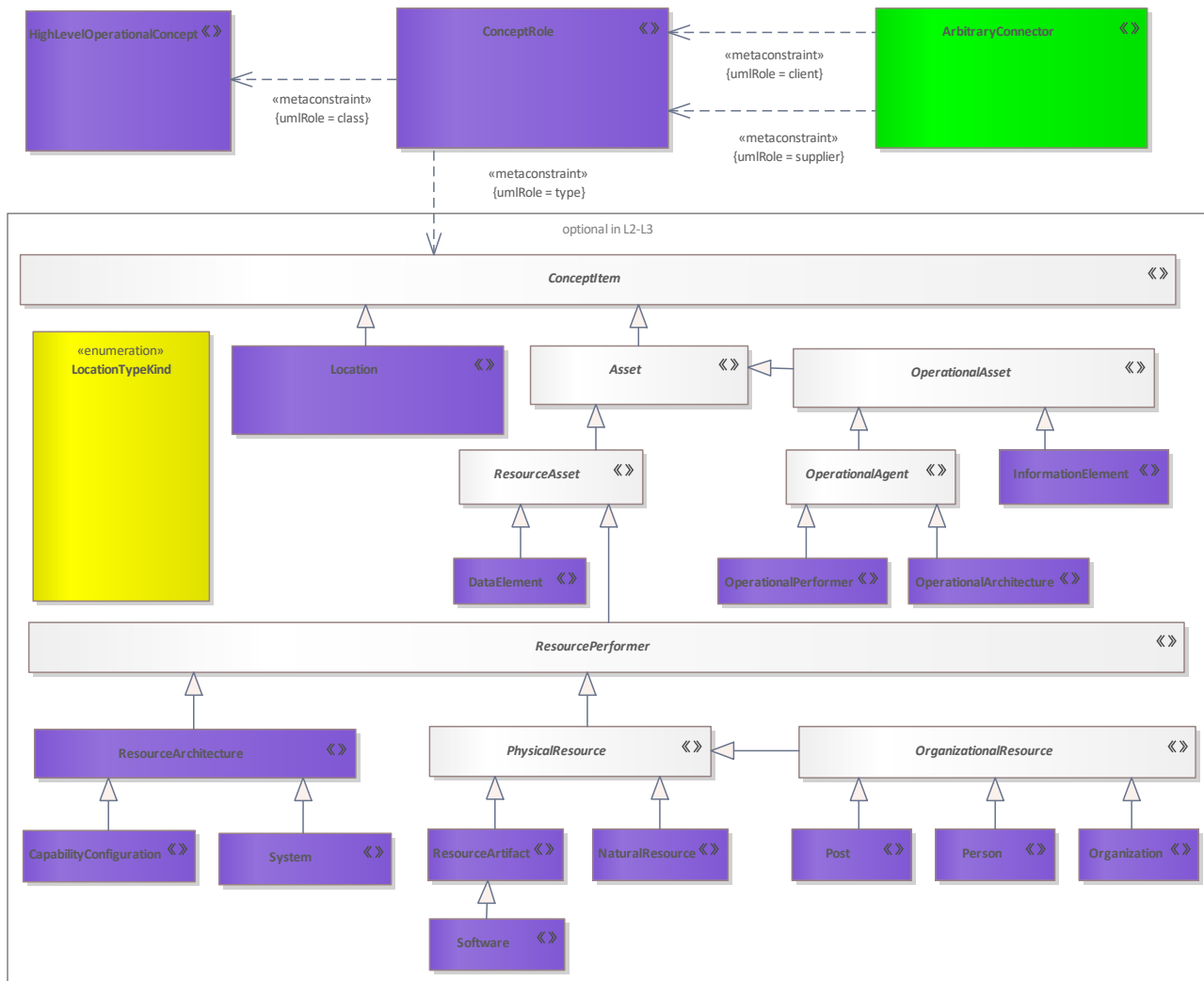


Figure 32: L2-L3 - Logical Concept Viewpoint

### Meta Model Elements

Name	Definition
<a href="#">ArbitraryConnector</a>	Represents a visual indication of a connection used in high level operational concept diagrams.
<a href="#">Asset</a>	Asset as applied to Security views, an abstract type that indicates the types of elements that can be considered as a subject for security analysis.
<a href="#">CapabilityConfiguration</a>	A composite structure representing the physical and human resources (and their interactions) in an enterprise, assembled to meet a capability).
<a href="#">ConceptItem</a>	Abstract, an item which may feature in a HighLevelOperationalConcept.
<a href="#">ConceptRole</a>	Usage of a ConceptItem in the context of a HighLevelOperationalConcept.
<a href="#">DataElement</a>	A formalized representation of data that is managed by or exchanged between resources.
<a href="#">HighLevelOperationalConcept</a>	Describes the Resources and Locations required to meet an operational scenario from an integrated systems point of view. It is used to communicate overall quantitative and qualitative system characteristics to stakeholders
<a href="#">InformationElement</a>	An item of information that flows between OperationalPerformers and is

Name	Definition
	produced and consumed by the OperationalActivities that the OperationalPerformers are capable to perform (see IsCapableToPerform).
<a href="#">Location</a>	A specification of the generic area in which a LocationHolder is required to be located.
<a href="#">NaturalResource</a>	Type of physical resource that occurs in nature.
<a href="#">OperationalAgent</a>	An abstract type grouping Operational Architecture and Operational Performer.
<a href="#">OperationalArchitecture</a>	A type used to denote a model of the Architecture, described from the Operational perspective.
<a href="#">OperationalAsset</a>	An abstract element used to group the elements of OperationalAgent and InformationElement allowing them to own InformationRoles.
<a href="#">OperationalPerformer</a>	A logical entity that IsCapableToPerform OperationalActivities which produce, consume and process Resources.
<a href="#">Organization</a>	A group of OrganizationalResources (Persons, Posts, Organizations and Responsibilities) associated for a particular purpose.
<a href="#">OrganizationalResource</a>	An abstract type for Organization, Person Post and Responsibility.
<a href="#">Person</a>	A type of a human being used to define the characteristics that need to be described for ActualPersons (e.g. properties such as address, telephone number, nationality, etc).
<a href="#">PhysicalResource</a>	An abstract type defining physical resources (i.e. OrganizationalResource, ResourceArtifact and NaturalResource).
<a href="#">Post</a>	A type of job title or position that a person can fill (e.g. Lawyer, Solution Architect, Machine Operator or Chief Executive Officer).
<a href="#">ResourceArchitecture</a>	A type used to denote a model of the Architecture, described from the ResourcePerformer perspective.
<a href="#">ResourceArtifact</a>	A type of man-made object that contains no human beings (i.e. satellite, radio, petrol, gasoline, etc.).
<a href="#">ResourceAsset</a>	An abstract element used to group the elements of ResourcePerformer and DataElement allowing them to own DataRoles
<a href="#">ResourcePerformer</a>	An abstract type grouping elements that can be the subject of a SecurityConstraint (there are currently no security viewpoints in the NAF).
<a href="#">Software</a>	A sub-type of ResourceArtifact that specifies an executable computer program.
<a href="#">System</a>	An integrated set of elements, subsystems, or assemblies that accomplish a defined objective. These elements include products (hardware, software, firmware), processes, people, information, techniques, facilities, services, and other support elements (INC



Name	Definition
<a href="#">Competence</a>	A specific set of abilities defined by knowledge, skills and aptitude.
<a href="#">DataElement</a>	A formalized representation of data that is managed by or exchanged between resources.
<a href="#">DataElementStoredIn</a>	Relation says that a data is stored in software.
<a href="#">Energy</a>	A representation of any kind of energy.
<a href="#">Forecast</a>	A tuple that specifies a transition from one Asset, Standard, Competence to another future one. It is related to an ActualEnterprisePhase to give it a temporal context.
<a href="#">ForecastPeriod</a>	Planning phase for which the forecast is valid.
<a href="#">FormStoredIn</a>	Relation states that a digital form is stored in software.
<a href="#">Implements</a>	A tuple that defines how an element in the upper layer of abstraction is implemented by a semantically equivalent element (i.e. tracing the OperationalActivities to the Functions that implement them) in the lower level of abstraction.
<a href="#">MeasurableElement</a>	Abstract type, grouping elements that can be measured by applying MeasurementSets to them.
<a href="#">Measurement</a>	A property of an element representing something in the physical world, expressed in amounts of a unit of measure.
<a href="#">Measurement</a>	A property of an element representing something in the physical world, expressed in amounts of a unit of measure.
<a href="#">Measurement</a>	A property of an element representing something in the physical world, expressed in amounts of a unit of measure.
<a href="#">MeasurementType</a>	A type of a property representing something in the physical world, expressed in amounts of a unit of measure.
<a href="#">NaturalResource</a>	Type of physical resource that occurs in nature.
<a href="#">OperationalAgent</a>	An abstract type grouping Operational Architecture and Operational Performer.
<a href="#">OperationalArchitecture</a>	A type used to denote a model of the Architecture, described from the Operational perspective.
<a href="#">OperationalPerformer</a>	A logical entity that IsCapableToPerform OperationalActivities which produce, consume and process Resources.
<a href="#">OperationalRole</a>	Usage of a OperationalPerformer or OperationalArchitecture in the context of another OperationalPerformer or OperationalArchitecture. Creates a whole-part relationship.
<a href="#">Organization</a>	A group of OrganizationalResources (Persons, Posts, Organizations and Responsibilities) associated for a particular purpose.
<a href="#">OrganizationalResource</a>	An abstract type for Organization, Person Post and Responsibility.
<a href="#">OwnsMeasurement</a>	A relationship that expresses which measurement or measurement type an element owns.
<a href="#">PaperForm</a>	Form is a digitized or digitizable document, for example a scanned document.
<a href="#">Person</a>	A type of a human being used to define the characteristics that need to be described for ActualPersons (e.g. properties such as address, telephone number, nationality, etc).
<a href="#">PhysicalResource</a>	An abstract type defining physical resources (i.e. OrganizationalResource, ResourceArtifact and NaturalResource).
<a href="#">Post</a>	A type of job title or position that a person can fill (e.g. Lawyer, Solution Architect, Machine Operator or Chief Executive Officer).
<a href="#">PropertySet</a>	An abstract type grouping architectural elements that can own Measurements.
<a href="#">PropertySetGeneralisation</a>	A PropertySetGeneralization is a taxonomic relationship between a more general PropertySet and a more specific PropertySet.
<a href="#">RequiresCompetence</a>	A tuple that asserts that an ActualOrganizationalResource is required to have a specific set of Competencies.
<a href="#">ResourceArchitecture</a>	A type used to denote a model of the Architecture, described from the ResourcePerformer perspective.
<a href="#">ResourceArtifact</a>	A type of man-made object that contains no human beings (i.e. satellite, radio, petrol, gasoline, etc.).

Name	Definition
<a href="#">ResourceAsset</a>	An abstract element used to group the elements of ResourcePerformer and DataElement allowing them to own DataRoles
<a href="#">ResourceConstraint</a>	A rule governing the structural or functional aspects of an implementation.
<a href="#">ResourceInterface</a>	A declaration that specifies a contract between the ResourcePerformers it is related to and any other ResourcePerformers it can interact with. It is also intended to be an implementation of a specification of an Interface in the Business and/or Service Ia
<a href="#">ResourcePerformer</a>	An abstract type grouping elements that can be the subject of a SecurityConstraint (there are currently no security viewpoints in the NAF).
<a href="#">Satisfy</a>	This relation states that an constraint affects an element.
<a href="#">ServiceInterface</a>	A contract that defines the ServiceMethods and ServiceMessageHandlers that the ServiceSpecification realizes.
<a href="#">ServiceProvision</a>	An assertion that a Resource delivers a Service to a specified ServiceLevel.
<a href="#">ServiceSpecification</a>	The specification of a set of functionality provided one element for the use of others.
<a href="#">Software</a>	A sub-type of ResourceArtifact that specifies an executable computer program.
<a href="#">StandardOperationalActivity</a>	A sub-type of OperationalActivity that is a standard operating procedure.
<a href="#">SubjectOfForecast</a>	An abstract type grouping elements that can be the subject of a Forecast.
<a href="#">SubjectOfResourceConstraint</a>	An abstract type grouping elements that can be the subject of a ResourceConstraint.
<a href="#">System</a>	An integrated set of elements, subsystems, or assemblies that accomplish a defined objective. These elements include products (hardware, software, firmware), processes, people, information, techniques, facilities, services, and other support elements (INC





Name	Definition
	capability).
<a href="#">Command</a>	A type of ResourceExchange that asserts that one OrganizationalResource commands another.
<a href="#">Competence</a>	A specific set of abilities defined by knowledge, skills and aptitude.
<a href="#">CompetenceForRole</a>	A tuple used to associate an organizational role with a specific set of required competencies.
<a href="#">Control</a>	A type of ResourceExchange that asserts that one PhysicalResource controls another PhysicalResource (i.e. the driver of a vehicle controlling the vehicle speed or direction).
<a href="#">DataElement</a>	A formalized representation of data that is managed by or exchanged between resources.
<a href="#">Energy</a>	A representation of any kind of energy.
<a href="#">Function</a>	An Activity which is specified in the context to the ResourcePerformer (human or machine) that IsCapableToPerform it.
<a href="#">GeoPoliticalExtentType</a>	A geospatial extent whose boundaries are defined by declaration or agreement by political parties.
<a href="#">HostedOn</a>	Relation states that hardware (virtualized) or software is hosted on a virtualized platform or physical hardware.
<a href="#">Implements</a>	A tuple that defines how an element in the upper layer of abstraction is implemented by a semantically equivalent element (i.e. tracing the OperationalActivities to the Functions that implement them) in the lower level of abstraction.
<a href="#">IsAccountableFor</a>	A relation that expresses that an OrganizationalResource is responsible for a resource, service or project in the context of an approval.
<a href="#">IsResponsibleFor</a>	A relation that expresses that an OrganizationalResource is responsible for a resource, service or project.
<a href="#">Location</a>	A specification of the generic area in which a LocationHolder is required to be located.
<a href="#">LocationHolder</a>	Abstract type, used to group elements that are allowed to be associated with a Location.
<a href="#">LocationType</a>	A relationship that expresses which location is assigned to a location holder.
<a href="#">NaturalResource</a>	Type of physical resource that occurs in nature.
<a href="#">NeedsModificationOf</a>	Relation stats that a project makes adjustments to a resource.
<a href="#">NeedsResource</a>	Relation stats that a project needs a resource.
<a href="#">OperationalActivity</a>	An Activity that captures a logical process, specified independently of how the process is carried out.
<a href="#">OperationalAgent</a>	An abstract type grouping Operational Architecture and Operational Performer.
<a href="#">OperationalArchitecture</a>	A type used to denote a model of the Architecture, described from the Operational perspective.
<a href="#">OperationalPerformer</a>	A logical entity that IsCapableToPerform OperationalActivities which produce, consume and process Resources.
<a href="#">OperationalRole</a>	Usage of a OperationalPerformer or OperationalArchitecture in the context of another OperationalPerformer or OperationalArchitecture. Creates a whole-part relationship.
<a href="#">Organization</a>	A group of OrganizationalResources (Persons, Posts, Organizations and Responsibilities) associated for a particular purpose.
<a href="#">OrganizationalResource</a>	An abstract type for Organization, Person Post and Responsibility.
<a href="#">Person</a>	A type of a human being used to define the characteristics that need to be described for ActualPersons (e.g. properties such as address, telephone number, nationality, etc).
<a href="#">PhysicalLocation</a>	A relationship that expresses that a location holder operates in an actual location.
<a href="#">PhysicalResource</a>	An abstract type defining physical resources (i.e. OrganizationalResource, ResourceArtifact and NaturalResource).
<a href="#">Post</a>	A type of job title or position that a person can fill (e.g. Lawyer, Solution Architect, Machine Operator or Chief Executive Officer).

Name	Definition
<a href="#"><u>PostRole</u></a>	A usage of a post in the context of another OrganizationalResource. Creates a whole-part relationship.
<a href="#"><u>ProjectProvidesFunction</u></a>	Relation states that a project realizes a function.
<a href="#"><u>ProjectSupportActivity</u></a>	Relation states that a project supports an activity.
<a href="#"><u>RequiredEnvironment</u></a>	A relationship that expresses that a location holder operates under specific environmental conditions.
<a href="#"><u>ResourceArchitecture</u></a>	A type used to denote a model of the Architecture, described from the ResourcePerformer perspective.
<a href="#"><u>ResourceArtifact</u></a>	A type of man-made object that contains no human beings (i.e. satellite, radio, petrol, gasoline, etc.).
<a href="#"><u>ResourceConstraint</u></a>	A rule governing the structural or functional aspects of an implementation.
<a href="#"><u>ResourceDependency</u></a>	Relationship that is a dependency of a resource on a resource.
<a href="#"><u>ResourceExchange</u></a>	Asserts that a flow can exist between ResourcePerformers (i.e. flows of data, people, material, or energy).
<a href="#"><u>ResourceExchangeItem</u></a>	An abstract type grouping elements that defines the types of elements that can be exchanged between ResourcePerformers and conveyed by a ResourceExchange.
<a href="#"><u>ResourcePerformer</u></a>	An abstract type grouping elements that can be the subject of a SecurityConstraint (there are currently no security viewpoints in the NAF).
<a href="#"><u>ResourceRole</u></a>	Usage of a ResourcePerformer in the context of another ResourcePerformer. Creates a whole-part relationship.
<a href="#"><u>ResourceToServiceDependency</u></a>	Relation states that a resource is dependent on a service.
<a href="#"><u>Responsible</u></a>	Relation states that a project is responsible for a service or a material resource.
<a href="#"><u>Satisfy</u></a>	This relation states that an constraint affects an element.
<a href="#"><u>ServiceProvision</u></a>	An assertion that a Resource delivers a Service to a specified ServiceLevel.
<a href="#"><u>ServiceSpecification</u></a>	The specification of a set of functionality provided one element for the use of others.
<a href="#"><u>ServiceSpecificationRole</u></a>	An assertion that a ServiceSecification calls upon another ServiceSpecification in order to deliver its stated functionality.
<a href="#"><u>Software</u></a>	A sub-type of ResourceArtifact that specifies an executable computer program.
<a href="#"><u>SubjectOfResourceConstraint</u></a>	An abstract type grouping elements that can be the subject of a ResourceConstraint.
<a href="#"><u>SubOrganization</u></a>	A type of a human being used to define the characteristics that need to be described for ActualPersons (e.g. properties such as address, telephone number, nationality, etc).
<a href="#"><u>System</u></a>	An integrated set of elements, subsystems, or assemblies that accomplish a defined objective. These elements include products (hardware, software, firmware), processes, people, information, techniques, facilities, services, and other support elements (INC

## 2.5.3 P3 - Resource Connectivity

### Purpose

The networks and pathways documented in a P3 Viewpoint represent the physical implementation of the logical flows identified in a L2, Logical Scenario, or L3, Node Interactions View.

### Meta Model

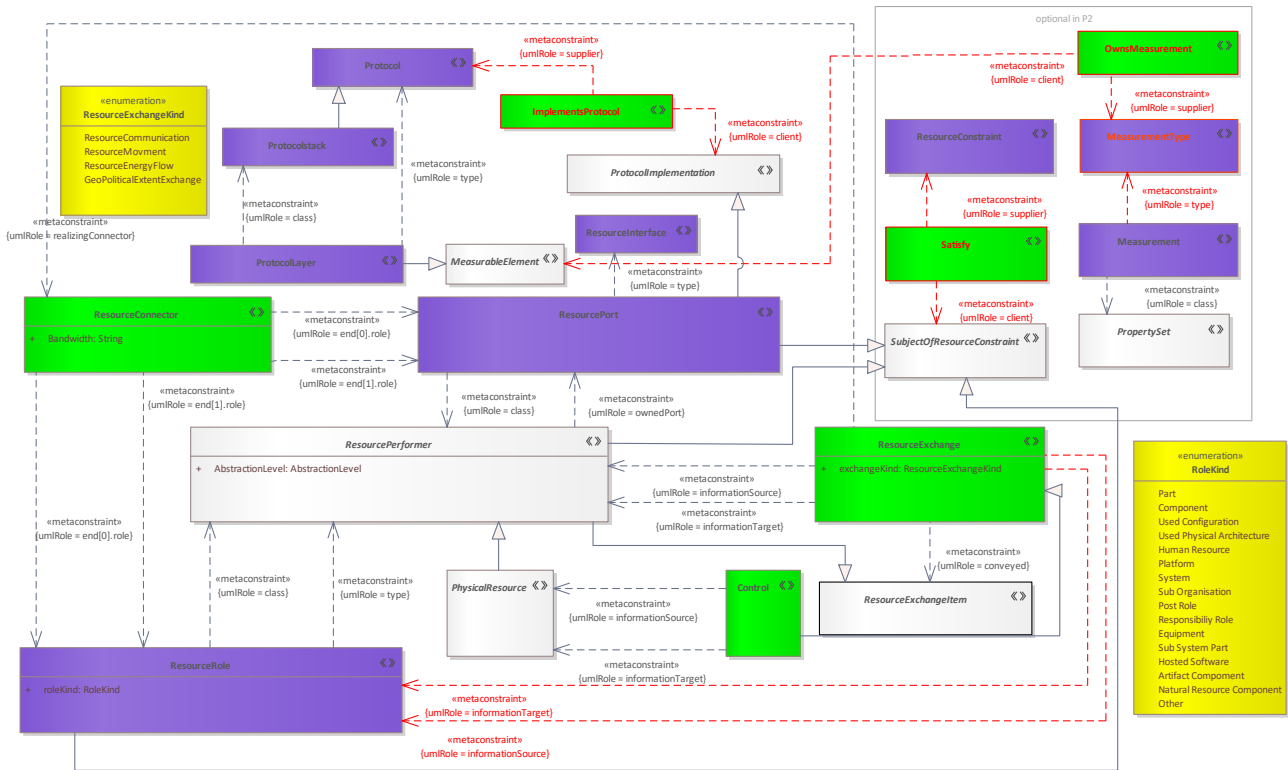


Figure 35: P3 - Resource Connectivity

### Meta Model Elements

Name	Definition
<a href="#">Control</a>	A type of ResourceExchange that asserts that one PhysicalResource controls another PhysicalResource (i.e. the driver of a vehicle controlling the vehicle speed or direction).
<a href="#">ImplementsProtocol</a>	A relationship that expresses which protocol implements an architectural element.
<a href="#">MeasurableElement</a>	Abstract type, grouping elements that can be measured by applying MeasurementSets to them.
<a href="#">Measurement</a>	A property of an element representing something in the physical world, expressed in amounts of a unit of measure.
<a href="#">Measurement</a>	A property of an element representing something in the physical world, expressed in amounts of a unit of measure.
<a href="#">Measurement</a>	A property of an element representing something in the physical world, expressed in amounts of a unit of measure.
<a href="#">MeasurementType</a>	A type of a property representing something in the physical world, expressed in amounts of a unit of measure.
<a href="#">OwnsMeasurement</a>	A relationship that expresses which measurement or measurement type an element owns.
<a href="#">PhysicalResource</a>	An abstract type defining physical resources (i.e. OrganizationalResource, ResourceArtifact and NaturalResource).
<a href="#">PropertySet</a>	An abstract type grouping architectural elements that can own Measurements.
<a href="#">Protocol</a>	A Standard for communication over a network. Protocols may be composite, represented as a ProtocolStack made up of ProtocolLayers.
<a href="#">ProtocolImplementation</a>	An abstract type grouping architectural elements that can implement Protocols.
<a href="#">ProtocolLayer</a>	Usage of a Protocol in the context of another Protocol. Creates a whole-

Name	Definition
	part relationship.
<a href="#"><u>Protocolstack</u></a>	A sub type of Protocol that contains the ProtocolLayers, defining a complete stack.
<a href="#"><u>ResourceConnector</u></a>	A channel for exchange between two ResourceRoles.
<a href="#"><u>ResourceConstraint</u></a>	A rule governing the structural or functional aspects of an implementation.
<a href="#"><u>ResourceExchange</u></a>	Asserts that a flow can exist between ResourcePerformers (i.e. flows of data, people, material, or energy).
<a href="#"><u>ResourceExchangeItem</u></a>	An abstract type grouping elements that defines the types of elements that can be exchanged between ResourcePerformers and conveyed by a ResourceExchange.
<a href="#"><u>ResourceInterface</u></a>	A declaration that specifies a contract between the ResourcePerformers it is related to and any other ResourcePerformers it can interact with. It is also intended to be an implementation of a specification of an Interface in the Business and/or Service la
<a href="#"><u>ResourcePerformer</u></a>	An abstract type grouping elements that can be the subject of a SecurityConstraint (there are currently no security viewpoints in the NAF).
<a href="#"><u>ResourcePort</u></a>	An interaction point for a ResourcePerformer through which it can interact with the outside environment and which is defined by a ResourceInterface.
<a href="#"><u>ResourceRole</u></a>	Usage of a ResourcePerformer in the context of another ResourcePerformer. Creates a whole-part relationship.
<a href="#"><u>Satisfy</u></a>	This relation states that an constraint affects an element.
<a href="#"><u>SubjectOfResourceConstraint</u></a>	An abstract type grouping elements that can be the subject of a ResourceConstraint.

## 2.5.4 P4 - Resource Functions

### Purpose

The Functionality Description provides detailed information regarding the allocation of functions to resources, and flows between Resource Functions. The P4 Viewpoint is the Physical Resource counterpart to the L4 Logical Activities Viewpoint.

### Meta Model

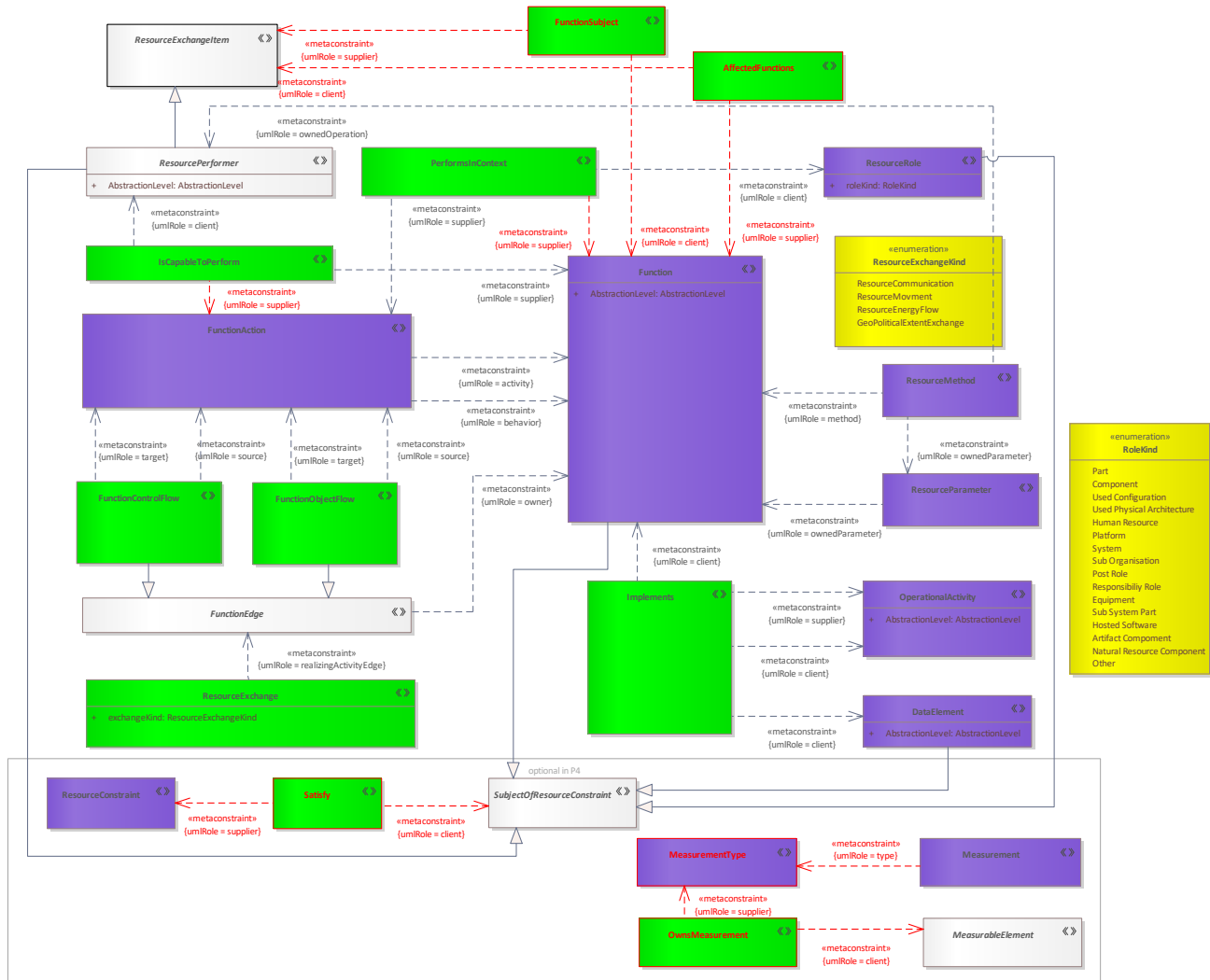


Figure 36: P4 - Resource Functions

### Meta Model Elements

Name	Definition
<a href="#">AffectedFunctions</a>	A relationship that expresses which function is affected by a resource.
<a href="#">DataElement</a>	A formalized representation of data that is managed by or exchanged between resources.
<a href="#">Function</a>	An Activity which is specified in the context to the ResourcePerformer (human or machine) that IsCapableToPerform it.
<a href="#">FunctionAction</a>	A call of a Function indicating that the Function is performed by a ResourceRole in a specific context.
<a href="#">FunctionControlFlow</a>	An ActivityEdge that shows the flow of control between FunctionActions.
<a href="#">FunctionEdge</a>	A tuple that shows the flow of Resources (objects/data) between FunctionActions.
<a href="#">FunctionObjectFlow</a>	An ActivityEdge that shows the flow of Resources (objects/data) between FunctionActions.
<a href="#">FunctionSubject</a>	A relationship that expresses that a function uses certain resources.
<a href="#">Implements</a>	A tuple that defines how an element in the upper layer of abstraction is implemented by a semantically equivalent element (i.e. tracing the OperationalActivities to the Functions that implement them) in the lower

Name	Definition
	level of abstraction.
<a href="#">IsCapableToPerform</a>	A relationship that says that a capable element performs an activity or action.
<a href="#">MeasurableElement</a>	Abstract type, grouping elements that can be measured by applying MeasurementSets to them.
<a href="#">Measurement</a>	A property of an element representing something in the physical world, expressed in amounts of a unit of measure.
<a href="#">Measurement</a>	A property of an element representing something in the physical world, expressed in amounts of a unit of measure.
<a href="#">Measurement</a>	A property of an element representing something in the physical world, expressed in amounts of a unit of measure.
<a href="#">MeasurementType</a>	A type of a property representing something in the physical world, expressed in amounts of a unit of measure.
<a href="#">OperationalActivity</a>	An Activity that captures a logical process, specified independently of how the process is carried out.
<a href="#">OwnsMeasurement</a>	A relationship that expresses which measurement or measurement type an element owns.
<a href="#">PerformsInContext</a>	A relationship that says that a role performs an activity or action. It indicates that the action can be carried out by the role when used in a specific context or configuration.
<a href="#">ResourceConstraint</a>	A rule governing the structural or functional aspects of an implementation.
<a href="#">ResourceExchange</a>	Asserts that a flow can exist between ResourcePerformers (i.e. flows of data, people, material, or energy).
<a href="#">ResourceExchangeItem</a>	An abstract type grouping elements that defines the types of elements that can be exchanged between ResourcePerformers and conveyed by a ResourceExchange.
<a href="#">ResourceMethod</a>	A behavioral feature of a ResourcePerformer whose behavior is specified in a Function.
<a href="#">ResourceParameter</a>	A type that represents inputs and outputs of an Function. It is typed by a ResourceInteractionItem.
<a href="#">ResourcePerformer</a>	An abstract type grouping elements that can be the subject of a SecurityConstraint (there are currently no security viewpoints in the NAF).
<a href="#">ResourceRole</a>	Usage of a ResourcePerformer in the context of another ResourcePerformer. Creates a whole-part relationship.
<a href="#">Satisfy</a>	This relation states that an constraint affects an element.
<a href="#">SubjectOfResourceConstraint</a>	An abstract type grouping elements that can be the subject of a ResourceConstraint.

## 2.5.5 P5 - Resource States

### Purpose

The P5 Viewpoint identifies the states a Resource can be, the allowable changes between those states, and the stimuli (e.g. triggers and events) that cause the state changes.

### Meta Model

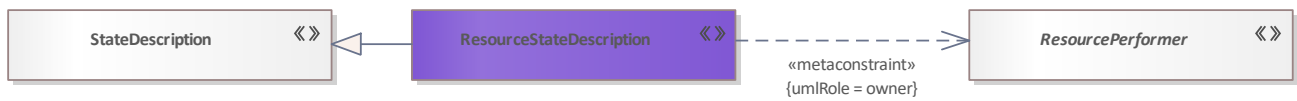


Figure 37: P5 - Resource States

### Meta Model Elements

Name	Definition
<a href="#">ResourcePerformer</a>	An abstract type grouping elements that can be the subject of a SecurityConstraint (there are currently no security viewpoints in the NAF).
<a href="#">ResourceStateDescription</a>	A state machine describing the behavior of a ResourcePerformer, depicting how the ResourcePerformer responds to various events and the actions.
<a href="#">StateDescription</a>	An abstract type that represents a state machine (i.e. an OperationalStateDescription or ResourceStateDescription), depicting how the Asset responds to various events and the actions.

## 2.5.6 P6 - Resource Sequence

### Purpose

The P6 Viewpoint is valuable for moving to the next level of detail from the initial solution design, to help define a sequence of functions and Resource Interactions, and to ensure that each participating Resource or Port has the necessary information, at the right time, in order to perform its assigned functionality.

### Meta Model

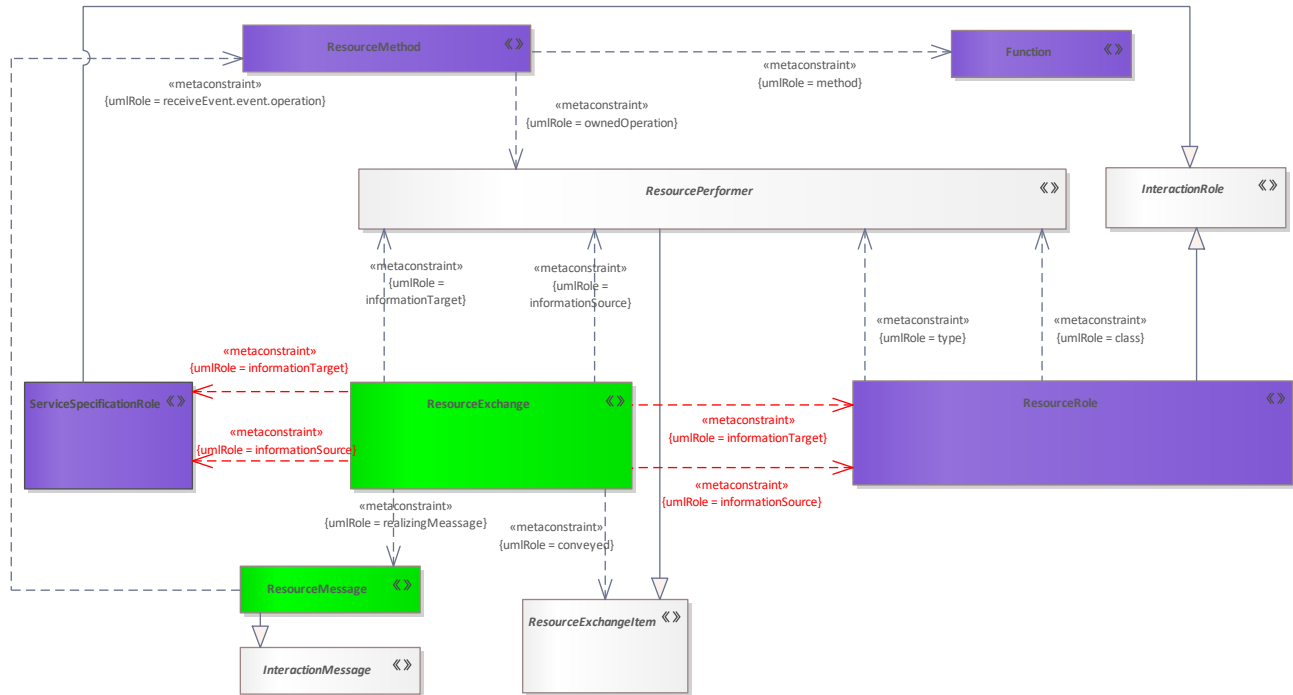


Figure 38: P6 - Resource Sequence

### Meta Model Elements

Name	Definition
<a href="#">Function</a>	An Activity which is specified in the context to the ResourcePerformer (human or machine) that IsCapableToPerform it.
<a href="#">InteractionMessage</a>	An abstract type that groups several types of messages used in the InteractionScenario.
<a href="#">InteractionRole</a>	An abstract type that represents an individual participant in the InteractionScenario.
<a href="#">ResourceExchange</a>	Asserts that a flow can exist between ResourcePerformers (i.e. flows of data, people, material, or energy).
<a href="#">ResourceExchangeItem</a>	An abstract type grouping elements that defines the types of elements that can be exchanged between ResourcePerformers and conveyed by a ResourceExchange.
<a href="#">ResourceMessage</a>	Message for use in an Resource Event-Trace which carries any of the subtypes of ResourceExchange.
<a href="#">ResourceMethod</a>	A behavioral feature of a ResourcePerformer whose behavior is specified in a Function.
<a href="#">ResourcePerformer</a>	An abstract type grouping elements that can be the subject of a SecurityConstraint (there are currently no security viewpoints in the NAF).
<a href="#">ResourceRole</a>	Usage of a ResourcePerformer in the context of another ResourcePerformer. Creates a whole-part relationship.
<a href="#">ServiceSpecificationRole</a>	An assertion that a ServiceSecification calls upon another ServiceSpecification in order to deliver its stated functionality.



## 2.5.7 P7 - Data Model

### Purpose

The P7 Viewpoint is one of the architectural products closest to actual system design in the NAF. It is used to describe how the information represented in the L7 Logical Data Model Viewpoint is implemented.

### Meta Model

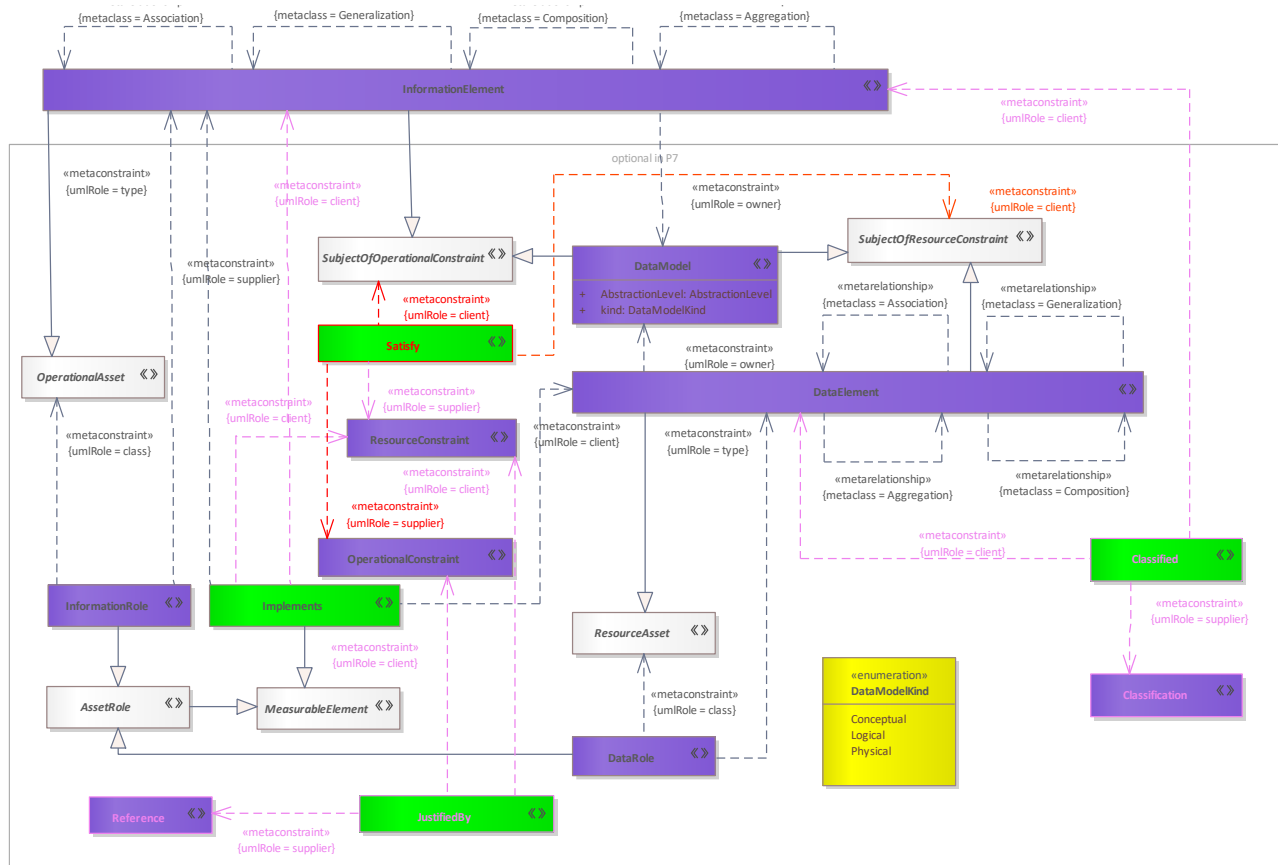


Figure 39: P7 - Data Model

### Meta Model Elements

Name	Definition
<a href="#">AssetRole</a>	AssetRole as applied to Security views, an abstract element that indicates the type of elements that can be considered as a subject for security analysis in the particular context (currently no security viewpoints in the framework).
<a href="#">Classification</a>	Classification according to STANAG 1059.
<a href="#">Classified</a>	Relationship that indicates which classification an element has.
<a href="#">DataElement</a>	A formalized representation of data that is managed by or exchanged between resources.
<a href="#">DataModel</a>	A structural specification of data types, showing relationships between them that is devoid of implementation detail. The type of data captured in the DataModel is described using the enumeration DataModelKind (Conceptual, Logical and Physical).
<a href="#">DataRole</a>	A usage of DataElement that exists in the context of an ResourceAsset. It also allows the representation of the whole-part aggregation of DataElements.
<a href="#">Implements</a>	A tuple that defines how an element in the upper layer of abstraction is implemented by a semantically equivalent element (i.e. tracing the OperationalActivities to the Functions that implement them) in the lower level of abstraction.
<a href="#">InformationElement</a>	An item of information that flows between OperationalPerformers and is produced and consumed by the OperationalActivities that the OperationalPerformers are capable to perform (see IsCapableToPerform).
<a href="#">InformationRole</a>	A usage of InformationElement that exists in the context of an

Name	Definition
	OperationalAsset. It also allows the representation of the whole-part aggregation of InformationElements.
<a href="#">JustifiedBy</a>	Relation states that an Constraint is derived from a reference (Reference, DocumentReference, SMEReference).
<a href="#">MeasurableElement</a>	Abstract type, grouping elements that can be measured by applying MeasurementSets to them.
<a href="#">OperationalAsset</a>	An abstract element used to group the elements of OperationalAgent and InformationElement allowing them to own InformationRoles.
<a href="#">OperationalConstraint</a>	A Rule governing a logical architectural element i.e. OperationalPerformer, OperationalActivity, InformationElement etc.
<a href="#">Reference</a>	Element describes all types of references.
<a href="#">ResourceAsset</a>	An abstract element used to group the elements of ResourcePerformer and DataElement allowing them to own DataRoles
<a href="#">ResourceConstraint</a>	A rule governing the structural or functional aspects of an implementation.
<a href="#">Satisfy</a>	This relation states that an constraint affects an element.
<a href="#">SubjectOfOperationalConstraint</a>	An abstract type grouping elements that can be the subject of an OperationalConstraint.
<a href="#">SubjectOfResourceConstraint</a>	An abstract type grouping elements that can be the subject of a ResourceConstraint.



Name	Definition
<a href="#">Post</a>	A type of job title or position that a person can fill (e.g. Lawyer, Solution Architect, Machine Operator or Chief Executive Officer).
<a href="#">Reference</a>	Element describes all types of references.
<a href="#">ResourceArchitecture</a>	A type used to denote a model of the Architecture, described from the ResourcePerformer perspective.
<a href="#">ResourceArtifact</a>	A type of man-made object that contains no human beings (i.e. satellite, radio, petrol, gasoline, etc.).
<a href="#">ResourceConstraint</a>	A rule governing the structural or functional aspects of an implementation.
<a href="#">ResourcePerformer</a>	An abstract type grouping elements that can be the subject of a SecurityConstraint (there are currently no security viewpoints in the NAF).
<a href="#">ResourceRole</a>	Usage of a ResourcePerformer in the context of another ResourcePerformer. Creates a whole-part relationship.
<a href="#">Satisfy</a>	This relation states that an constraint affects an element.
<a href="#">ServicePolicy</a>	A constraint governing the use of one or more ServiceSpecifications.
<a href="#">Software</a>	A sub-type of ResourceArtifact that specifies an executable computer program.
<a href="#">StrategicConstraint</a>	A Rule governing a capability.
<a href="#">SubjectOfResourceConstraint</a>	An abstract type grouping elements that can be the subject of a ResourceConstraint.
<a href="#">System</a>	An integrated set of elements, subsystems, or assemblies that accomplish a defined objective. These elements include products (hardware, software, firmware), processes, people, information, techniques, facilities, services, and other support elements (INC



Name	Definition
	cannot start before the previous ActualProject is finished.
<a href="#">ProjectTheme</a>	A property of a ProjectMilestone that captures an aspect by which the progress of ActualProjects may be measured.
<a href="#">RequiredResource</a>	Relationship that indicates which resources a project milestone requires
<a href="#">ResourcePerformer</a>	An abstract type grouping elements that can be the subject of a SecurityConstraint (there are currently no security viewpoints in the NAF).
<a href="#">ServiceSpecification</a>	The specification of a set of functionality provided one element for the use of others.
<a href="#">Standard</a>	A ratified and peer-reviewed specification that is used to guide or constrain the architecture. A Standard may be applied to any element in the architecture.
<a href="#">SuccessorOf</a>	A relationship between two elements that indicates that one element is the successor of the other.
<a href="#">VersionedElement</a>	An abstract type grouping ResourcePerformer and ServiceSpecification that allows VersionOfConfiguration to be related to ActualProjectMilestones.
<a href="#">VersionOfConfiguration</a>	A property of a WholeLifeConfiguration, used in version control of a VersionedElement. It asserts that a VersionedElement is a version of a WholeLifeConfiguration.
<a href="#">VersionReleased</a>	A relationship that expresses that an actual project milestone releases an versioned element.
<a href="#">VersionSuccession</a>	A tuple between two VersionOfConfigurations that denotes that one VersionOfConfiguration follows from another.
<a href="#">VersionWithdrawn</a>	A relationship that expresses that an actual project milestone withdraws an versioned element.
<a href="#">WholeLifeConfiguration</a>	A set of VersionedElements.

## 2.5.10 L4-P4 Activity to Function Mapping

### Purpose

The L4-P4 Viewpoint depicts the mapping of Resource Functions (and optionally, the resources that provide them) to operational activities and/or service functions. For operational activities it thus identifies the transformation of an operational need into a purposeful action performed by a system or solution. For service functions it provides the link between the services used at the operational level and the specific Resource Functions provided by the resources supporting the services.

### Meta Model

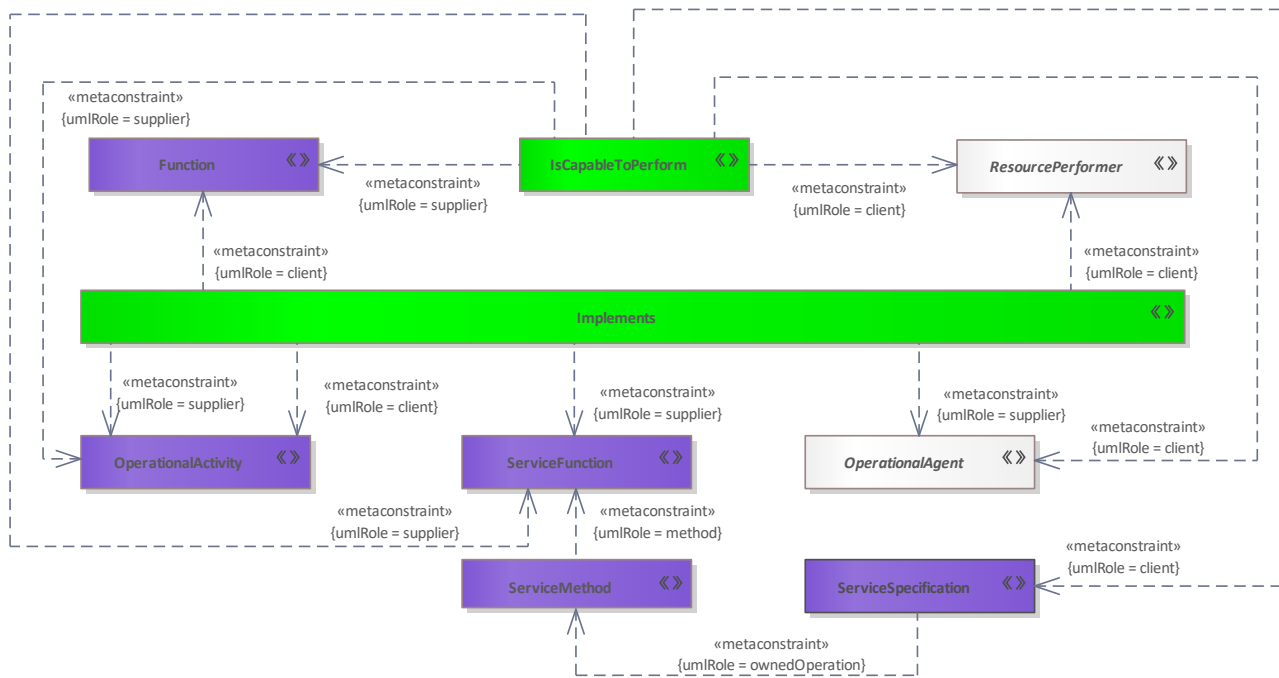


Figure 42: L4-P4 Activity to Function Mapping

### Meta Model Elements

Name	Definition
<a href="#">Function</a>	An Activity which is specified in the context to the ResourcePerformer (human or machine) that IsCapableToPerform it.
<a href="#">Implements</a>	A tuple that defines how an element in the upper layer of abstraction is implemented by a semantically equivalent element (i.e. tracing the OperationalActivities to the Functions that implement them) in the lower level of abstraction.
<a href="#">IsCapableToPerform</a>	A relationship that says that a capable element performs an activity or action.
<a href="#">OperationalActivity</a>	An Activity that captures a logical process, specified independently of how the process is carried out.
<a href="#">OperationalAgent</a>	An abstract type grouping Operational Architecture and Operational Performer.
<a href="#">ResourcePerformer</a>	An abstract type grouping elements that can be the subject of a SecurityConstraint (there are currently no security viewpoints in the NAF).
<a href="#">ServiceFunction</a>	An Activity that describes the abstract behavior of ServiceSpecifications, regardless of the actual implementation.
<a href="#">ServiceMethod</a>	A behavioral feature of a ServiceSpecification whose behavior is specified in a ServiceFunction.
<a href="#">ServiceSpecification</a>	The specification of a set of functionality provided one element for the use of others.

## 2.6 Architecture Foundation

Viewpoints in the Architecture Meta-Data row of the NAF grid support the administrative aspects of the architecture, such as who created it, for whom and when.

### 2.6.1 A1 - Meta-Data Definitions

#### Purpose

The A1 Viewpoint presents meta-data tags to aid with searching and discovery.

#### Meta Model

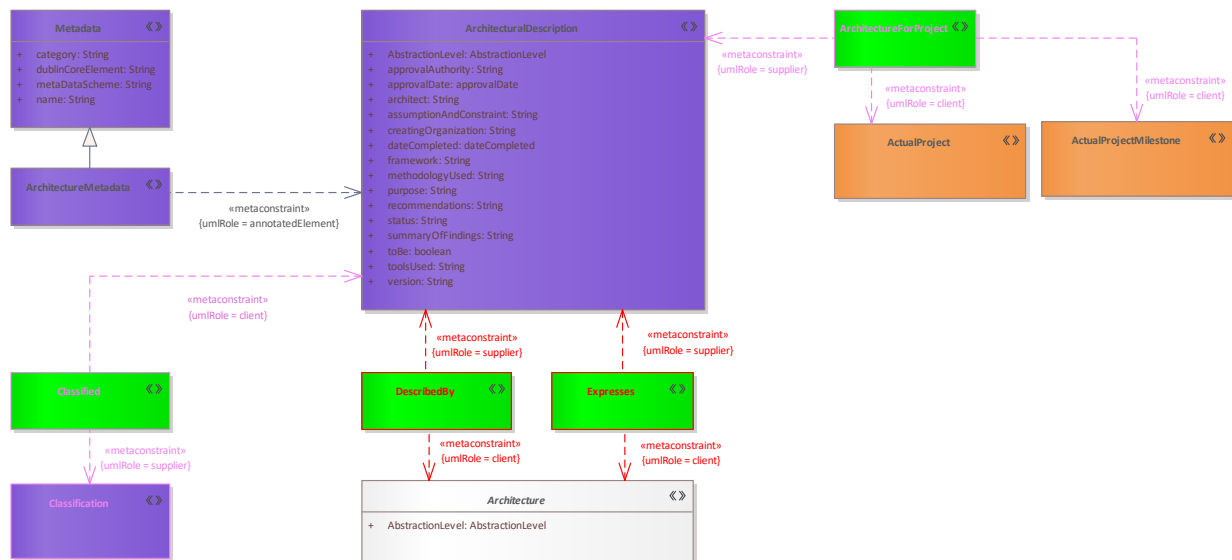


Figure 43: A1 - Meta-Data Definitions

#### Meta Model Elements

Name	Definition
<a href="#">ActualProject</a>	A time-limited endeavor to provide a specific set of ActualResource that meet specific Capability needs.
<a href="#">ActualProjectMilestone</a>	An event with a start date in a ActualProject from which progress is measured.
<a href="#">ArchitecturalDescription</a>	An Architecture Description is a work product used to express the Architecture of some System Of Interest. It provides executive-level summary information about the architecture description in a consistent form to allow quick reference and comparison bet
<a href="#">Architecture</a>	An abstract type that represents a generic architecture. Subtypes are OperationalArchitecture and ResourceArchitecture.
<a href="#">ArchitectureForProject</a>	A relationship that expresses that a architectural description belongs to a actual project.
<a href="#">ArchitectureMetadata</a>	Information associated with an ArchitecturalDescription, that supplements the standard set of tags used to summarize the Architecture. It states things like what methodology was used, notation, etc.
<a href="#">Classification</a>	Classification according to STANAG 1059.
<a href="#">Classified</a>	Relationship that indicates which classification an element has.
<a href="#">DescribedBy</a>	A relationship that expresses that an architectural description describes an architecture.
<a href="#">Expresses</a>	A relationship that expresses that an architectural description includes the following architectures.
<a href="#">Metadata</a>	A comment that can be applied to any element in the architecture. The attributes associated with this element details the relationship between the element and its related dublinCoreElement, metaDataScheme, category and name. This allows the element to be



## 2.6.2 A2 - Architecture Products

### Purpose

The A2 Viewpoint specifies the structure of an architecture, and the products that describe the architecture. Each product may correspond to an architecture view. This viewpoint also traces the architectures onto the Enterprise Phases they correspond to (see also C2 – Enterprise Vision) and identifies the key stakeholders, their concerns and the products that address those concerns (from ISO/IEC/IEEE Standards).

### Meta Model

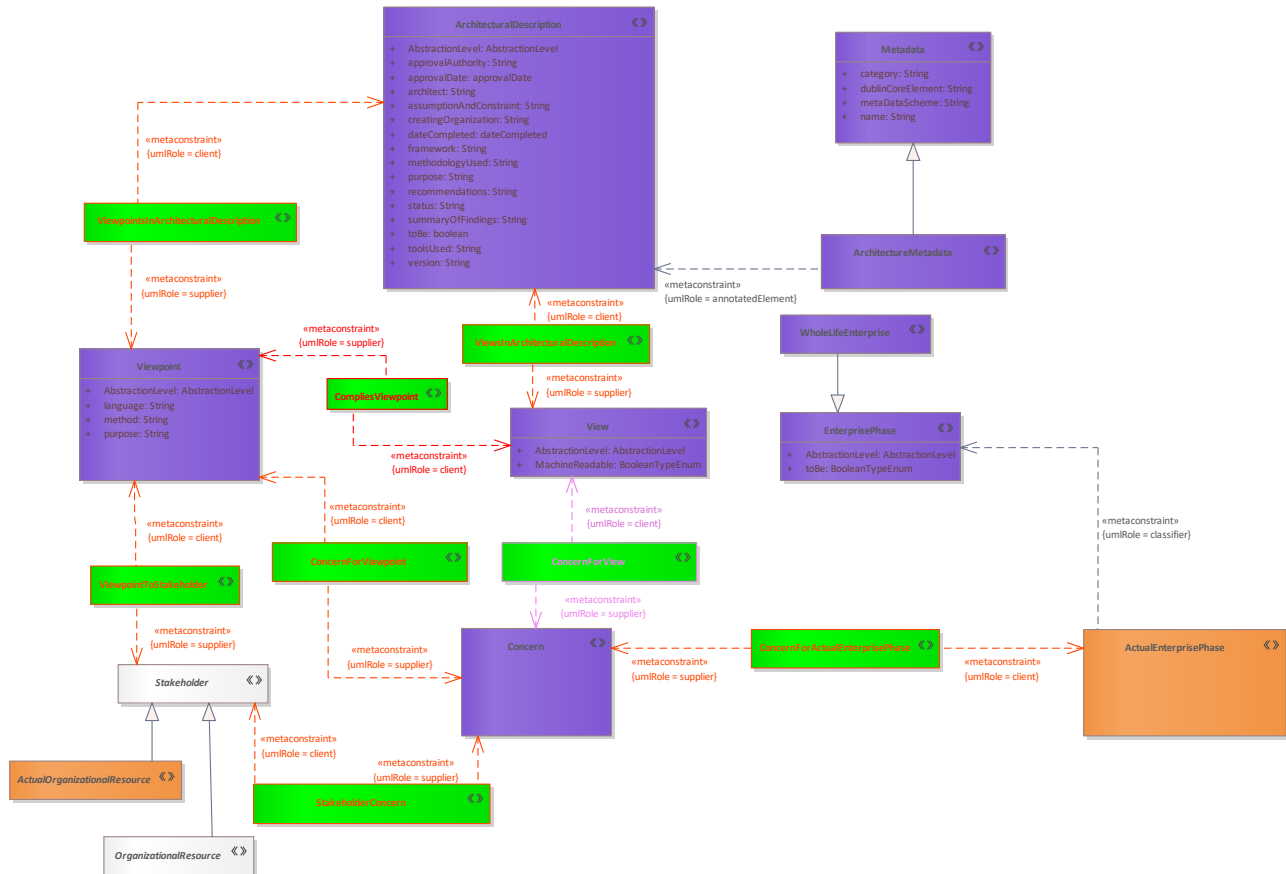


Figure 44: A2 - Architecture Products

### Meta Model Elements

Name	Definition
<a href="#">ActualEnterprisePhase</a>	The ActualState that describes the phase of an Enterprise endeavor.
<a href="#">ActualOrganizationalResource</a>	Abstract element for an ActualOrganization, ActualPerson or ActualPost.
<a href="#">ArchitecturalDescription</a>	An Architecture Description is a work product used to express the Architecture of some System Of Interest. It provides executive-level summary information about the architecture description in a consistent form to allow quick reference and comparison bet
<a href="#">ArchitectureMetadata</a>	Information associated with an ArchitecturalDescription, that supplements the standard set of tags used to summarize the Architecture. It states things like what methodology was used, notation, etc.
<a href="#">CompliesViewpoint</a>	Relationship that expresses that a view has been created according to the specifications of a viewpoint.
<a href="#">Concern</a>	Interest in an EnterprisePhase (EnterprisePhase is synonym for System in ISO 42010) relevant to one or more of its stakeholders.
<a href="#">ConcernForActualEnterprisePhase</a>	A relationship that expresses which concerns are covered by an actual enterprise phase.
<a href="#">ConcernForView</a>	A relationship that expresses which concerns are covered by view.
<a href="#">ConcernForViewpoint</a>	A relationship that expresses which concerns are covered by viewpoint.
<a href="#">EnterprisePhase</a>	A current or future state of the wholeLifeEnterprise or another

Name	Definition
	EnterprisePhase.
<a href="#">Metadata</a>	A comment that can be applied to any element in the architecture. The attributes associated with this element details the relationship between the element and its related dublinCoreElement, metaDataScheme, category and name. This allows the element to be
<a href="#">OrganizationalResource</a>	An abstract type for Organization, Person Post and Responsibility.
<a href="#">Stakeholder</a>	individual, team, organization, or classes thereof, having an interest in an EnterprisePhase [ISO/IEC/IEEE 42010:2011].
<a href="#">StakeholderConcern</a>	A relationship that expresses which concern a stakeholder has.
<a href="#">View</a>	An architecture view expresses the architecture of the system-of-interest in accordance with an architecture viewpoint (or simply, viewpoint). [ISO/IEC/IEEE 42010:2011(E)].
<a href="#">Viewpoint</a>	An architecture viewpoint frames (to formulate or construct in a particular style or language) one or more concerns. A concern can be framed by more than one viewpoint. [ISO/IEC/IEEE 42010:2011(E)].
<a href="#">ViewpointsInArchitecturalDescription</a>	A relationship that expresses that an architectural description includes the following viewpoints.
<a href="#">ViewpointToStakeholder</a>	A relationship that expresses which stakeholder needs viewpoint.
<a href="#">ViewsInArchitecturalDescription</a>	A relationship that expresses that an architectural description includes the following views.
<a href="#">WholeLifeEnterprise</a>	A WholeLifeEnterprise is a purposeful endeavor of any size involving people, organizations and supporting systems. It is made up of TemporalParts and StructuralParts.

## 2.6.3 A3 - Architecture Correspondence

### Purpose

The A3 Viewpoint presents correspondence relations between elements of Architecture Descriptions. ISO/IEC/IEEE42010 introduces the idea of architecture correspondence and correspondence rules.

Quoting from ISO/IEC/IEEE 42010: "A correspondence defines a relation between AD (Architecture Description) elements. Correspondences are used to express architecture relations of interest within an architecture description (or between architecture descriptions). Correspondences can be governed by correspondence rules. Correspondence rules are used to enforce relations within an architecture description (or between architecture descriptions)."

### Meta Model

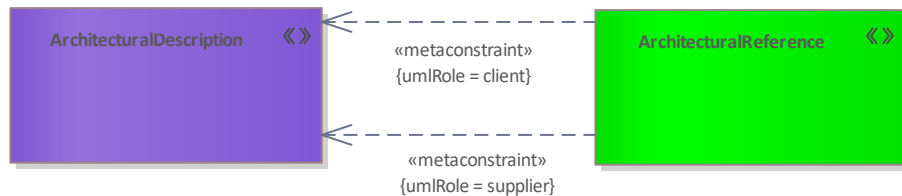


Figure 45: A3 - Architecture Correspondence

### Meta Model Elements

Name	Definition
<a href="#">ArchitecturalDescription</a>	An Architecture Description is a work product used to express the Architecture of some System Of Interest. It provides executive-level summary information about the architecture description in a consistent form to allow quick reference and comparison bet
<a href="#">ArchitecturalReference</a>	A tuple that specifies that one architectural description refers to another.

## 2.6.4 A4 - Methodology Used

### Purpose

The A4 Viewpoint specifies the methodology used for the architecting activities.

### Meta Model

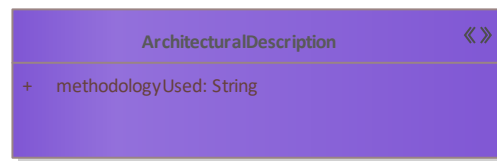


Figure 46: A4 - Methodology Used

### Meta Model Elements

Name	Definition
<a href="#">ArchitecturalDescription</a>	<p>An Architecture Description is a work product used to express the Architecture of some System Of Interest.</p> <p>It provides executive-level summary information about the architecture description in a consistent form to allow quick reference and comparison bet</p>

## 2.6.5 A5 - Architecture Status

### Purpose

The A5 Viewpoint shows the current version number and approval status for the architecture.

### Meta Model



Figure 47: A5 - Architecture Status

### Meta Model Elements

Name	Definition
<a href="#">ArchitecturalDescription</a>	<p>An Architecture Description is a work product used to express the Architecture of some System Of Interest.</p> <p>It provides executive-level summary information about the architecture description in a consistent form to allow quick reference and comparison bet</p>

## 2.6.6 A6 - Architecture Versions

### Purpose

The A6 Viewpoint shows the complete history of the architecture.

### Meta Model

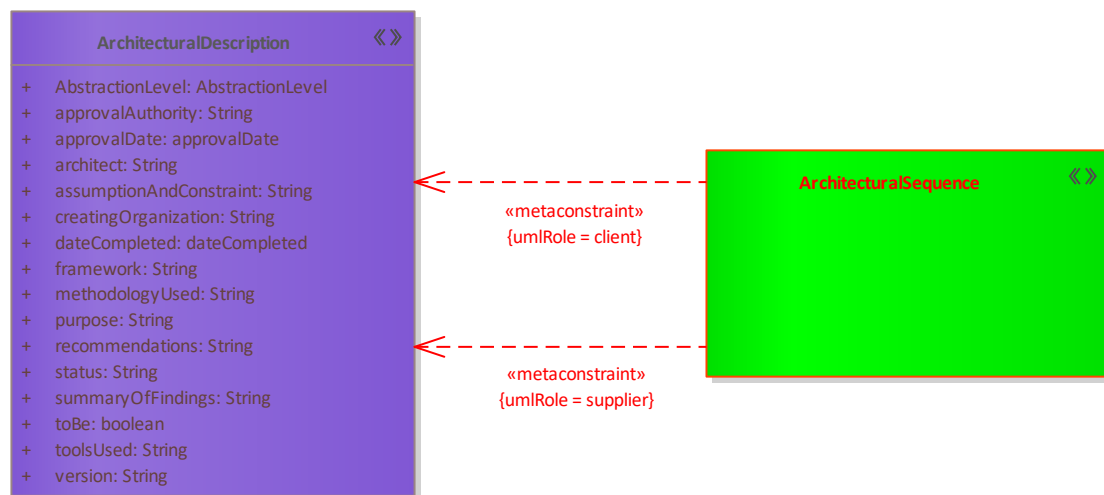


Figure 48: A6 - Architecture Versions

### Meta Model Elements

Name	Definition
<a href="#">ArchitecturalDescription</a>	An Architecture Description is a work product used to express the Architecture of some System Of Interest. It provides executive-level summary information about the architecture description in a consistent form to allow quick reference and comparison bet
<a href="#">ArchitecturalSequence</a>	A relationship that specifies that one architectural description is the successor of another.

## 2.6.7 A7 - Architecture Compliance

### Purpose

The A7 Viewpoint gives the overall specification of architecture meta-data.

### Meta Model

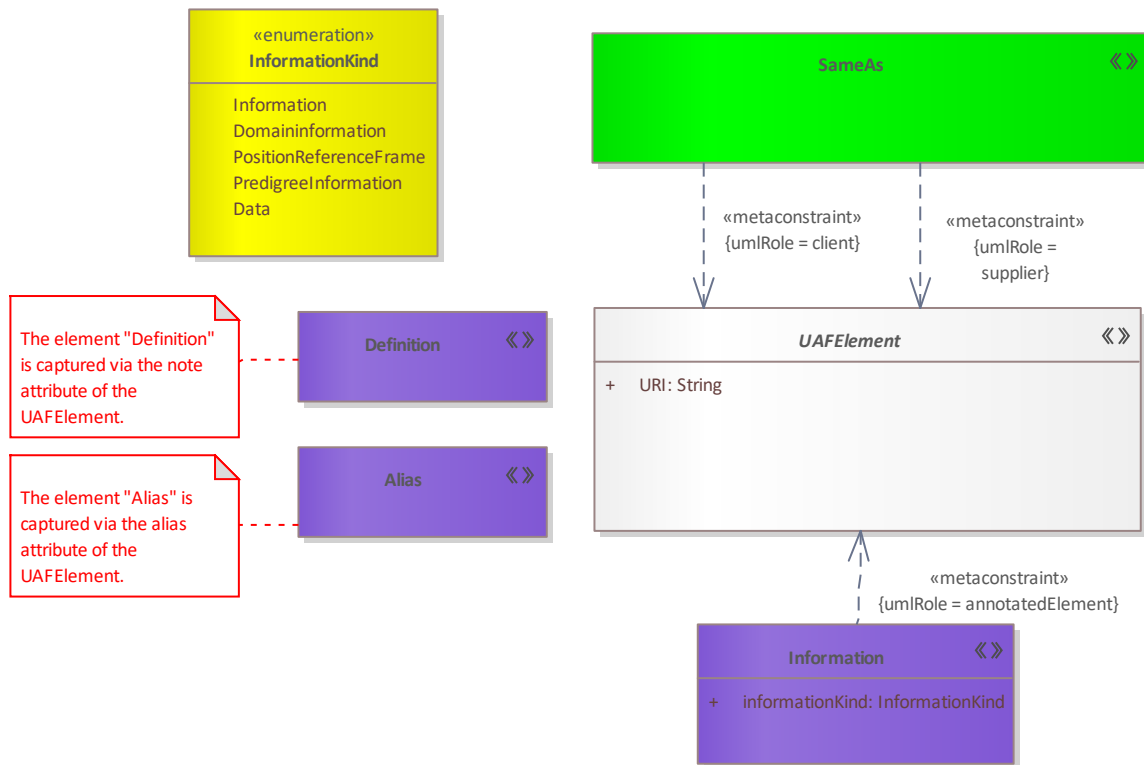


Figure 49: A7 - Architecture Compliance

### Meta Model Elements

Name	Definition
<a href="#">Alias</a>	A metamodel Artifact used to define an alternative name for an element.
<a href="#">Definition</a>	A comment containing a description of an element in the architecture.
<a href="#">Information</a>	A comment that describes the state of an item of interest in any medium or form -- and is communicated or received.
<a href="#">SameAs</a>	A tuple that asserts that two elements refer to the same real-world thing.
<a href="#">UAFEElement</a>	Abstract super type for all of the UAF elements. It provides a way for all of the UAF elements to have a common set of properties.

## 2.6.8 A8 - Standards

### Purpose

The A8 Viewpoint encompasses both technical and non-technical standards. The standards specified in the A8 view can be applied across the architecture to a variety of structural and behavioural elements. Standards are essential to the coherent running of businesses and to the delivery of reliable, interoperable systems.

### Meta Model

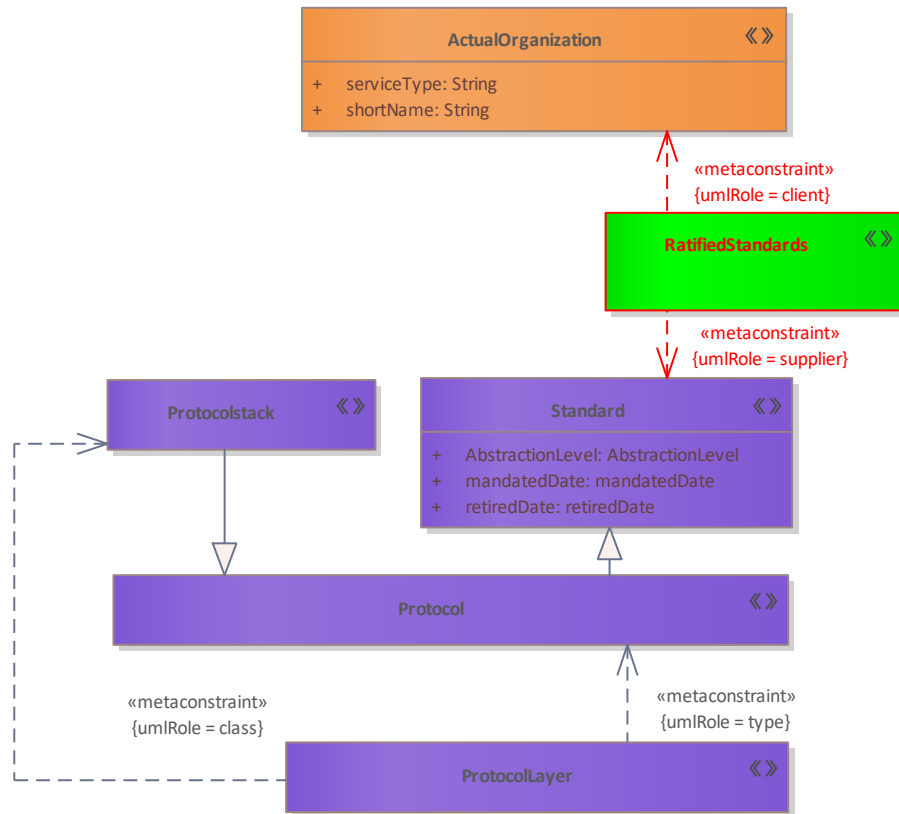


Figure 50: A8 - Standards

### Meta Model Elements

Name	Definition
<a href="#">ActualOrganization</a>	An actual formal or informal organizational unit, e.g. "Driving and Vehicle Licensing Agency", "UAF team Alpha".
<a href="#">Protocol</a>	A Standard for communication over a network. Protocols may be composite, represented as a ProtocolStack made up of ProtocolLayers.
<a href="#">ProtocolLayer</a>	Usage of a Protocol in the context of another Protocol. Creates a whole-part relationship.
<a href="#">Protocolstack</a>	A sub type of Protocol that contains the ProtocolLayers, defining a complete stack.
<a href="#">RatifiedStandards</a>	A relationship that expresses that an actual organization releases a standard.
<a href="#">Standard</a>	A ratified and peer-reviewed specification that is used to guide or constrain the architecture. A Standard may be applied to any element in the architecture.



## 2.6.9 Ar - Architecture Roadmap

### Purpose

The Ar Viewpoint shows the history of the architecture project as well as its future direction.

### Meta Model

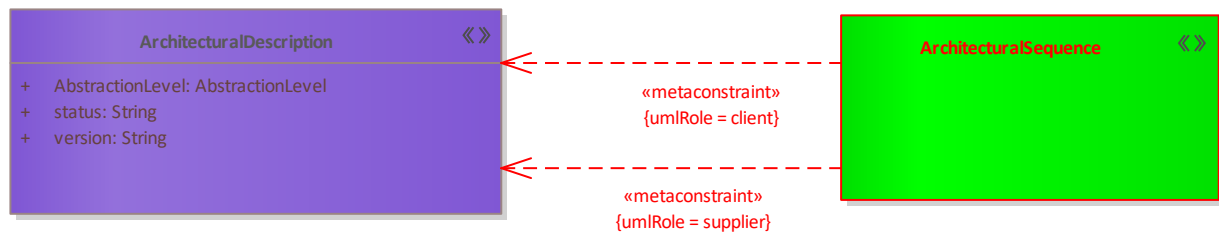


Figure 51: Ar - Architecture Roadmap

### Meta Model Elements

Name	Definition
<a href="#">ArchitecturalDescription</a>	<p>An Architecture Description is a work product used to express the Architecture of some System Of Interest.</p> <p>It provides executive-level summary information about the architecture description in a consistent form to allow quick reference and comparison bet</p>
<a href="#">ArchitecturalSequence</a>	<p>A relationship that specifies that one architectural description is the successor of another.</p>

## 2.7 Requirement Viewpoints

The derivation of requirements is a continuous process in the creation of architecture. The aim is to derive demands on future systems out of the model and to document them in a comprehensible manner. The model-based collection of requirements particularly supports compliance with the criteria of completeness, uniqueness, traceability and consistency.

In order to be able to establish a connection between the contents of an architecture and the derived functional or non-functional requirements and to document this in the best possible way, the Requirement Row (R) is used as an extension of NAF v4.

### 2.7.1 R2 - Requirement Catalogue

#### Purpose

The R2 represents a catalog of requirements in the architectural model. For this purpose, categories can be created in which the functional and non-functional requirements can be grouped.

#### Meta Model

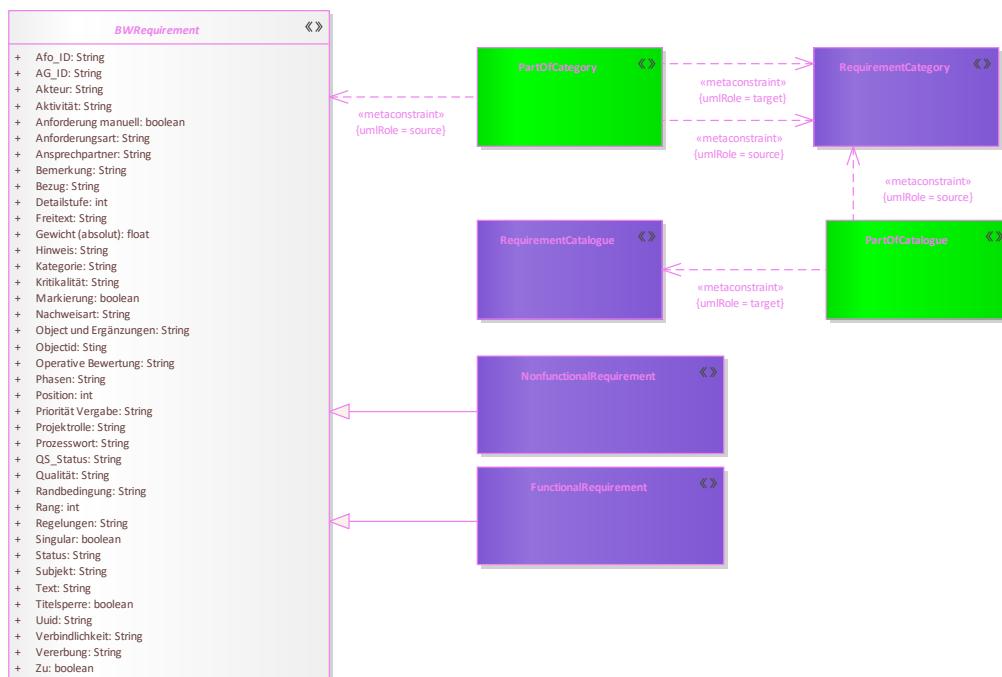


Figure 52: R2 - Requirement Catalogue

#### Meta Model Elements

Name	Definition
<a href="#">BWRequirement</a>	Abstract base class for requirements.
<a href="#">FunctionalRequirement</a>	The element represents a functional requirement (what should the system / software be able to do?).
<a href="#">NonfunctionalRequirement</a>	The element represents a non-functional requirement (how should the system / software be able to do something?).
<a href="#">PartOfCatalogue</a>	This relation states that a category (RequirementCategory) belongs to a requirements catalog (RequirementCatalogue).
<a href="#">PartOfCategory</a>	This relation states that his functional or non-functional requirement belongs to a category (RequirementCategory) of the requirements catalog.
<a href="#">RequirementCatalogue</a>	Element represents a catalog of requirements, which consists of different categories (RequirementCategory) of functional and non-functional requirements.
<a href="#">RequirementCategory</a>	Element represents a category of a catalog of requirements.

## 2.7.2 R3 - Requirement Dependencies

### Purpose

The R3 is used to show dependencies between different requirements.

### Meta Model

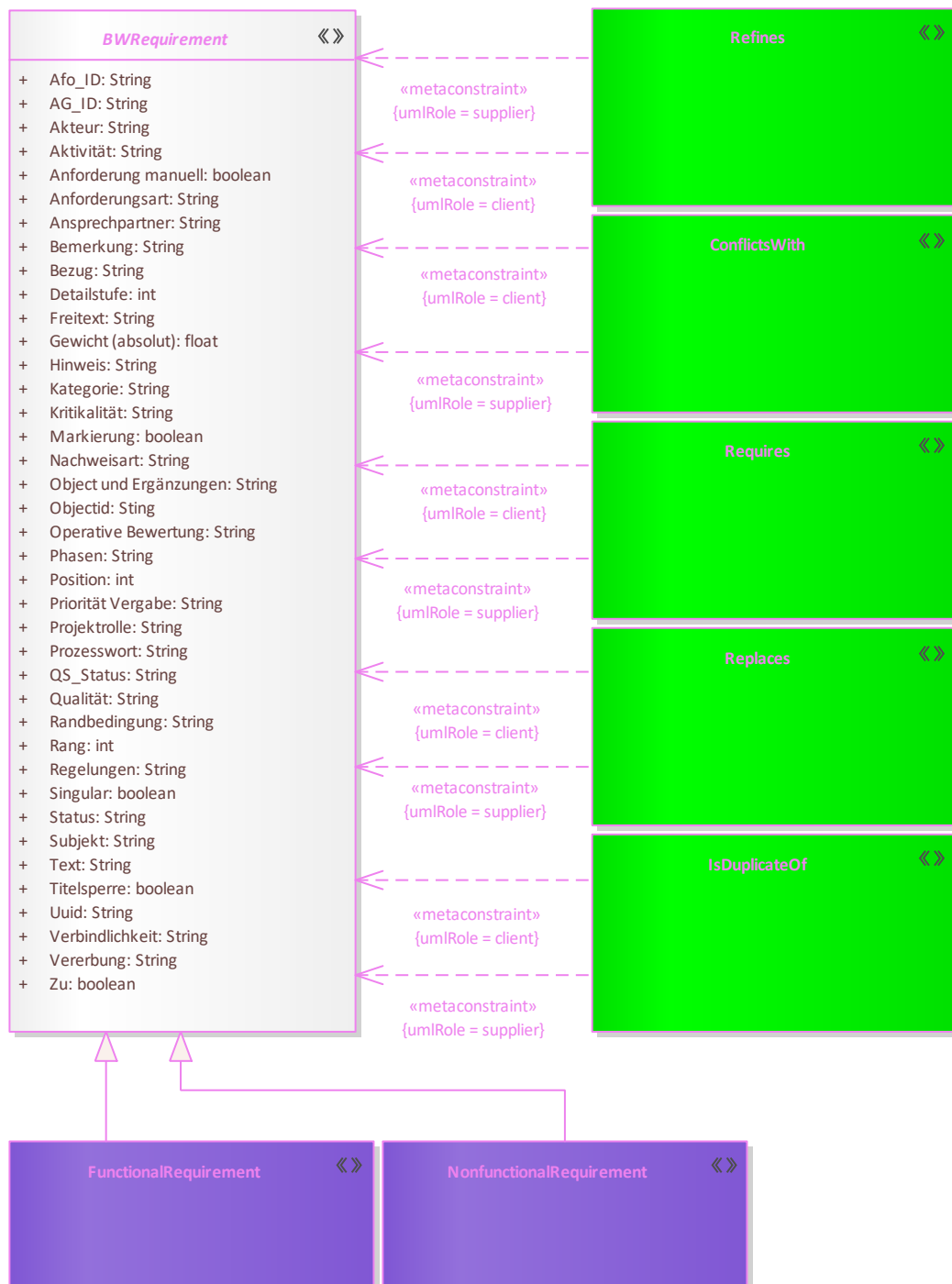


Figure 53: R3 - Requirement Dependencies

### Meta Model Elements

Name	Definition
<a href="#">BWRequirement</a>	Abstract base class for requirements.
<a href="#">ConflictsWith</a>	Relation that represents a conflict between two requirements.
<a href="#">FunctionalRequirement</a>	The element represents a functional requirement (what should the system / software be able to do?).
<a href="#">IsDuplicateOf</a>	Relation that represents that two requirements convey the same content.
<a href="#">NonfunctionalRequirement</a>	The element represents a non-functional requirement (how should the

Name	Definition
	system / software be able to do something?).
<a href="#">Refines</a>	Relation that represents a refinement of a requirement by another requirement.
<a href="#">Replaces</a>	Relation that represents a replacement of a requirement with another requirement.
<a href="#">Requires</a>	Relation that represents that a requirement assumes another requirement.

## 2.7.3 R7 - Requirement Derivation

### Purpose

The R7 assigns functional and non-functional requirements to the demanding architectural elements. In addition, information about the planned realization can be shown.

### Meta Model

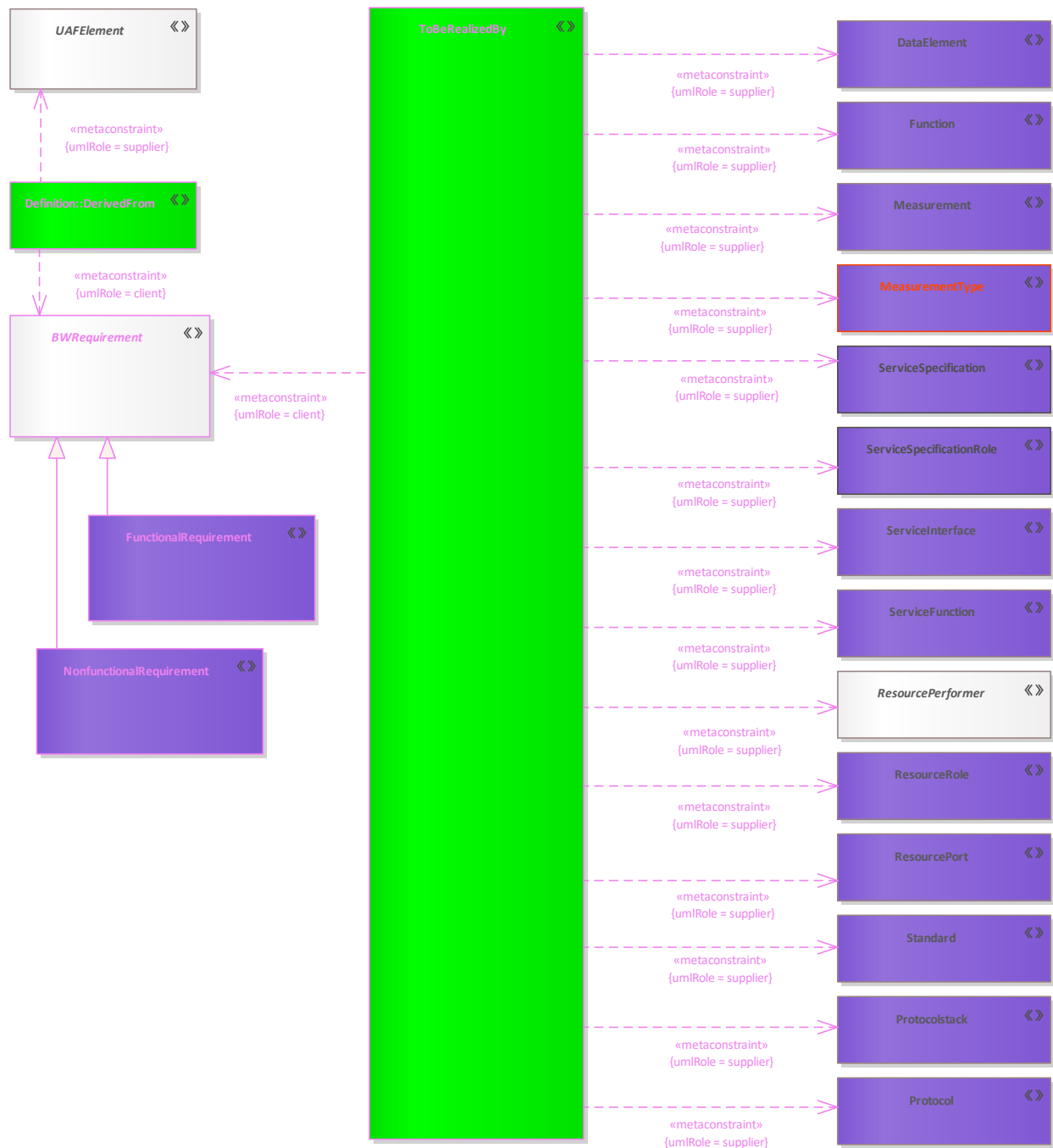


Figure 54: R7 - Requirement Derivation

### Meta Model Elements

Name	Definition
<a href="#">BWRRequirement</a>	Abstract base class for requirements.
<a href="#">DataElement</a>	A formalized representation of data that is managed by or exchanged between resources.
<a href="#">DerivedFrom</a>	Relation that shows that a functional or non-functional requirement is based on a process, role and task carrier, information element or other element.
<a href="#">Function</a>	An Activity which is specified in the context to the ResourcePerformer (human or machine) that IsCapableToPerform it.

Name	Definition
<a href="#">FunctionalRequirement</a>	The element represents a functional requirement (what should the system / software be able to do?).
<a href="#">Measurement</a>	A property of an element representing something in the physical world, expressed in amounts of a unit of measure.
<a href="#">Measurement</a>	A property of an element representing something in the physical world, expressed in amounts of a unit of measure.
<a href="#">Measurement</a>	A property of an element representing something in the physical world, expressed in amounts of a unit of measure.
<a href="#">MeasurementType</a>	A type of a property representing something in the physical world, expressed in amounts of a unit of measure.
<a href="#">NonfunctionalRequirement</a>	The element represents a non-functional requirement (how should the system / software be able to do something?).
<a href="#">Protocol</a>	A Standard for communication over a network. Protocols may be composite, represented as a ProtocolStack made up of ProtocolLayers.
<a href="#">Protocolstack</a>	A sub type of Protocol that contains the ProtocolLayers, defining a complete stack.
<a href="#">ResourcePerformer</a>	An abstract type grouping elements that can be the subject of a SecurityConstraint (there are currently no security viewpoints in the NAF).
<a href="#">ResourcePort</a>	An interaction point for a ResourcePerformer through which it can interact with the outside environment and which is defined by a ResourceInterface.
<a href="#">ResourceRole</a>	Usage of a ResourcePerformer in the context of another ResourcePerformer. Creates a whole-part relationship.
<a href="#">ServiceFunction</a>	An Activity that describes the abstract behavior of ServiceSpecifications, regardless of the actual implementation.
<a href="#">ServiceInterface</a>	A contract that defines the ServiceMethods and ServiceMessageHandlers that the ServiceSpecification realizes.
<a href="#">ServiceSpecification</a>	The specification of a set of functionality provided one element for the use of others.
<a href="#">ServiceSpecificationRole</a>	An assertion that a ServiceSecification calls upon another ServiceSpecification in order to deliver its stated functionality.
<a href="#">Standard</a>	A ratified and peer-reviewed specification that is used to guide or constrain the architecture. A Standard may be applied to any element in the architecture.
<a href="#">ToBeRealizedBy</a>	Relation states that a functional or non-functional requirement should be realized through this element.
<a href="#">UAFElement</a>	Abstract super type for all of the UAF elements. It provides a way for all of the UAF elements to have a common set of properties.

## 2.7.4 R8 - Requirement Fulfilment

### Purpose

The R8 is used to determine and map acceptance and evaluation criteria for the individual functional and non-functional requirements.

### Meta Model

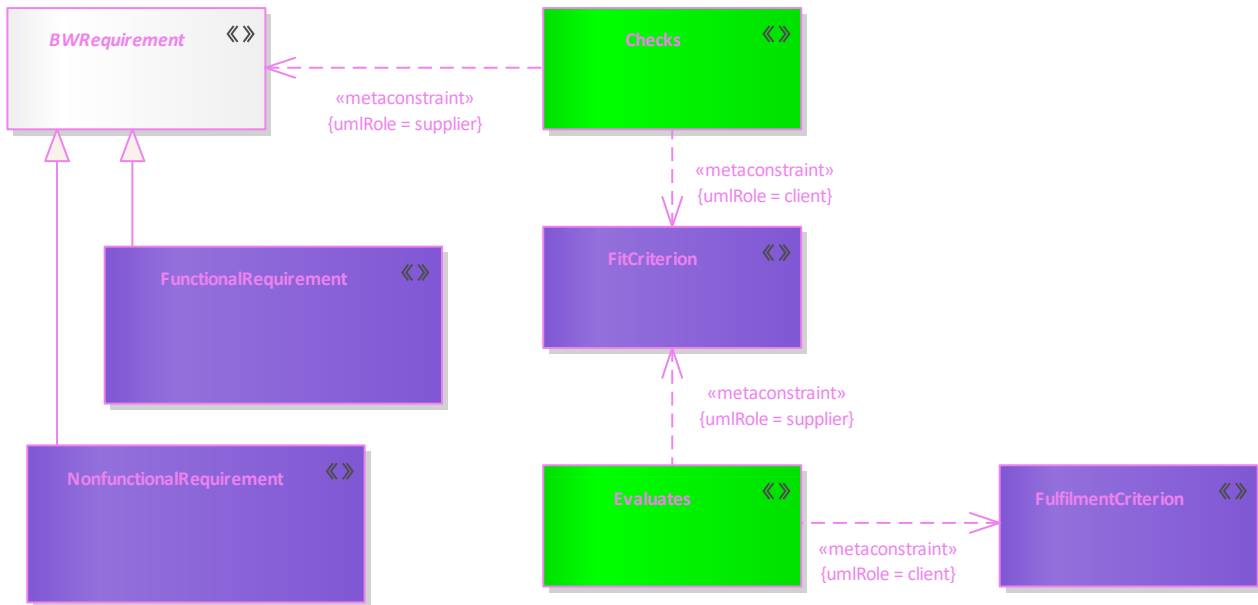


Figure 55: R8 - Requirement Fulfilment

### Meta Model Elements

Name	Definition
<a href="#">BWRequirement</a>	Abstract base class for requirements.
<a href="#">Checks</a>	Relation that shows that an acceptance criterion (FitCriterion) is valid for a functional or non-functional requirement.
<a href="#">Evaluates</a>	This relation states that an evaluation criterion (FulfilmentCriterion) can be assigned to a specific acceptance criterion (FitCriterion).
<a href="#">FitCriterion</a>	This element represents an acceptance criterion for a functional or non-functional requirement.
<a href="#">FulfilmentCriterion</a>	This element represents a criterion for evaluating the degree of implementation of a functional or non-functional requirement.
<a href="#">FunctionalRequirement</a>	The element represents a functional requirement (what should the system / software be able to do?).
<a href="#">NonfunctionalRequirement</a>	The element represents a non-functional requirement (how should the system / software be able to do something?).

## 2.7.5 Rr - Requirement Realization

### Purpose

In the Rr, requirements are assigned to the realizing architectural elements.

### Meta Model

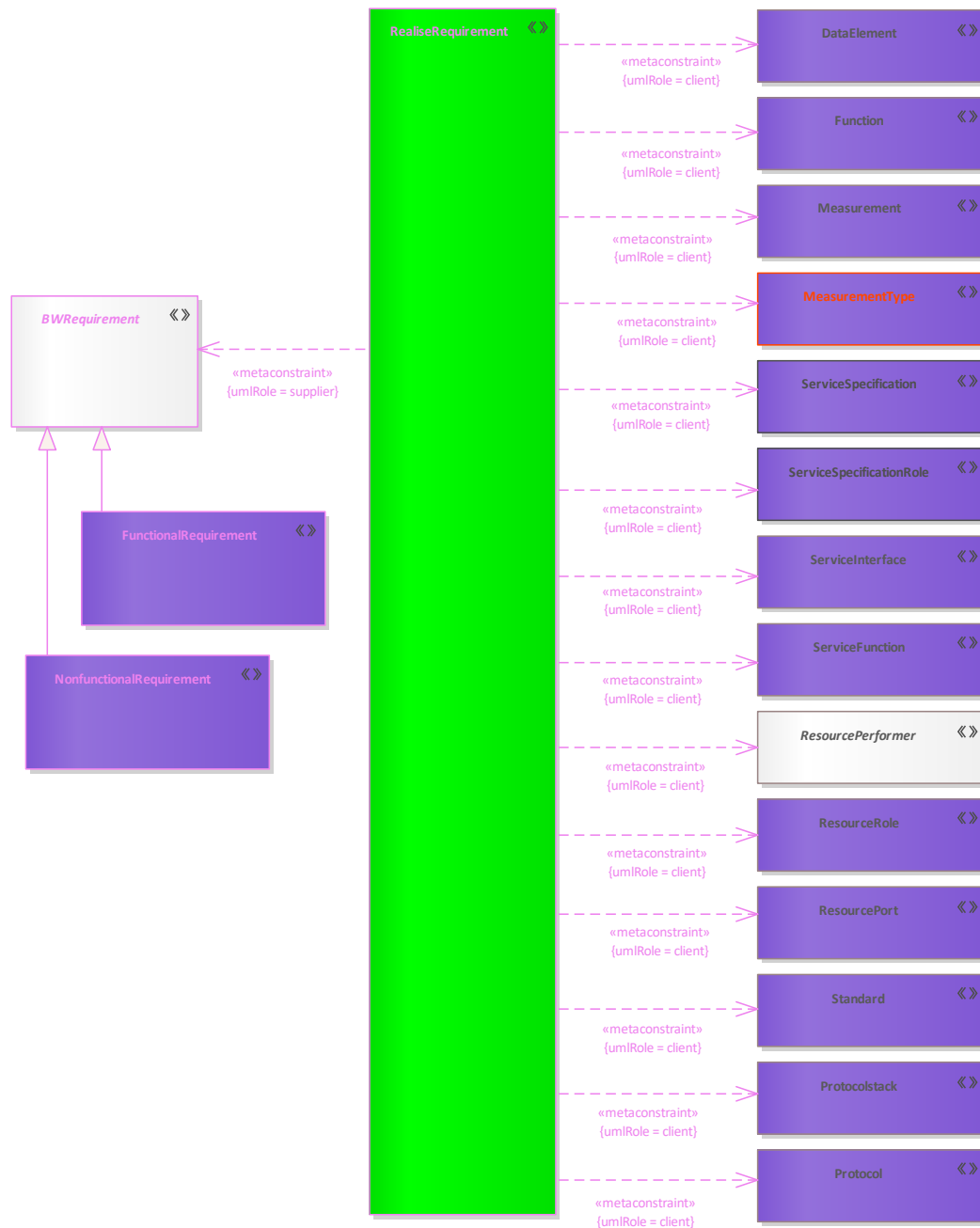


Figure 56: Rr - Requirement Realization

### Meta Model Elements

Name	Definition
<a href="#">BWRequirement</a>	Abstract base class for requirements.
<a href="#">DataElement</a>	A formalized representation of data that is managed by or exchanged between resources.
<a href="#">Function</a>	An Activity which is specified in the context to the ResourcePerformer (human or machine) that IsCapableToPerform it.
<a href="#">FunctionalRequirement</a>	The element represents a functional requirement (what should the system / software be able to do?).
<a href="#">Measurement</a>	A property of an element representing something in the physical world, expressed in amounts of a unit of measure.
<a href="#">Measurement</a>	A property of an element representing something in the physical world, expressed in amounts of a unit of measure.



Name	Definition
<a href="#">Measurement</a>	A property of an element representing something in the physical world, expressed in amounts of a unit of measure.
<a href="#">MeasurementType</a>	A type of a property representing something in the physical world, expressed in amounts of a unit of measure.
<a href="#">NonfunctionalRequirement</a>	The element represents a non-functional requirement (how should the system / software be able to do something?).
<a href="#">Protocol</a>	A Standard for communication over a network. Protocols may be composite, represented as a ProtocolStack made up of ProtocolLayers.
<a href="#">Protocolstack</a>	A sub type of Protocol that contains the ProtocolLayers, defining a complete stack.
<a href="#">RealiseRequirement</a>	Relation states that a functional or non-functional requirement is realized through this element.
<a href="#">ResourcePerformer</a>	An abstract type grouping elements that can be the subject of a SecurityConstraint (there are currently no security viewpoints in the NAF).
<a href="#">ResourcePort</a>	An interaction point for a ResourcePerformer through which it can interact with the outside environment and which is defined by a ResourceInterface.
<a href="#">ResourceRole</a>	Usage of a ResourcePerformer in the context of another ResourcePerformer. Creates a whole-part relationship.
<a href="#">ServiceFunction</a>	An Activity that describes the abstract behavior of ServiceSpecifications, regardless of the actual implementation.
<a href="#">ServiceInterface</a>	A contract that defines the ServiceMethods and ServiceMessageHandlers that the ServiceSpecification realizes.
<a href="#">ServiceSpecification</a>	The specification of a set of functionality provided one element for the use of others.
<a href="#">ServiceSpecificationRole</a>	An assertion that a ServiceSecification calls upon another ServiceSpecification in order to deliver its stated functionality.
<a href="#">Standard</a>	A ratified and peer-reviewed specification that is used to guide or constrain the architecture. A Standard may be applied to any element in the architecture.

## 3 Definitions

### 3.1 AchievedEffect

#### Definition

A tuple that exists between an ActualState (e.g., observed/measured during testing) of an element that attempts to achieve a DesiredEffect and an Achiever.

#### Meta Model

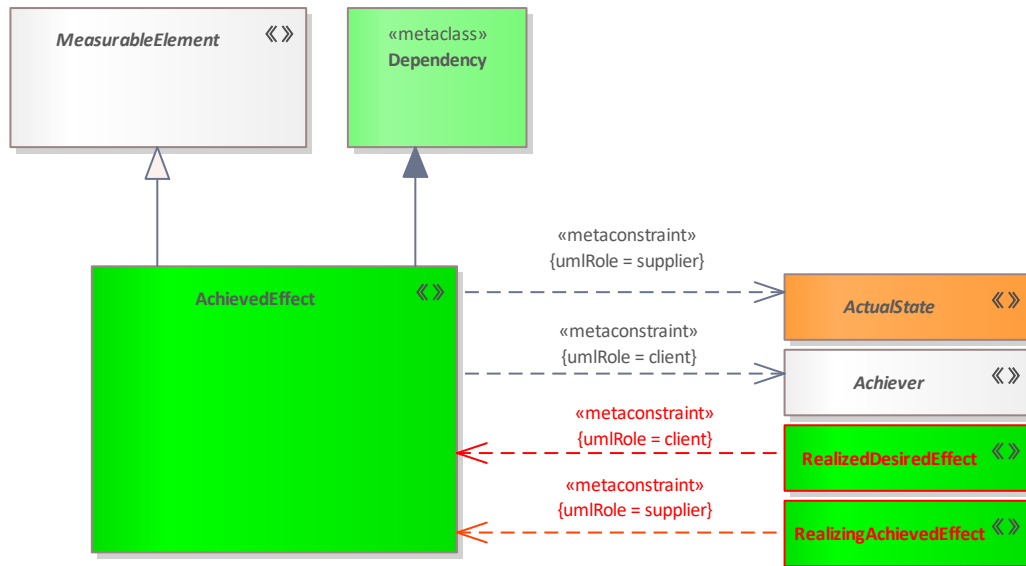


Figure 57: AchievedEffect

#### Elements in Diagram

Name	Definition
<a href="#">AchievedEffect</a>	A tuple that exists between an ActualState (e.g., observed/measured during testing) of an element that attempts to achieve a DesiredEffect and an Achiever.
<a href="#">Achiever</a>	An ActualResource, ActualProject or ActualEnterprisePhase that can deliver a DesiredEffect.
<a href="#">ActualState</a>	Abstract element that applies temporal extent to a set of elements realized as Instance Specifications.
<a href="#">MeasurableElement</a>	Abstract type, grouping elements that can be measured by applying MeasurementSets to them.
<a href="#">RealizedDesiredEffect</a>	Relationship that expresses which connector DesiredEffect the connector AchievedEffect realizes.
<a href="#">RealizingAchievedEffect</a>	Relationship that expresses which connector AchievedEffect realizes the connector DesiredEffect.

#### Tagged Values

Tag Name	Valid Values
URI	String

#### Relevant Viewpoints

- [C5 - Effects](#)

## 3.2 Achiever

### Definition

An ActualResource, ActualProject or ActualEnterprisePhase that can deliver a DesiredEffect.

### Meta Model

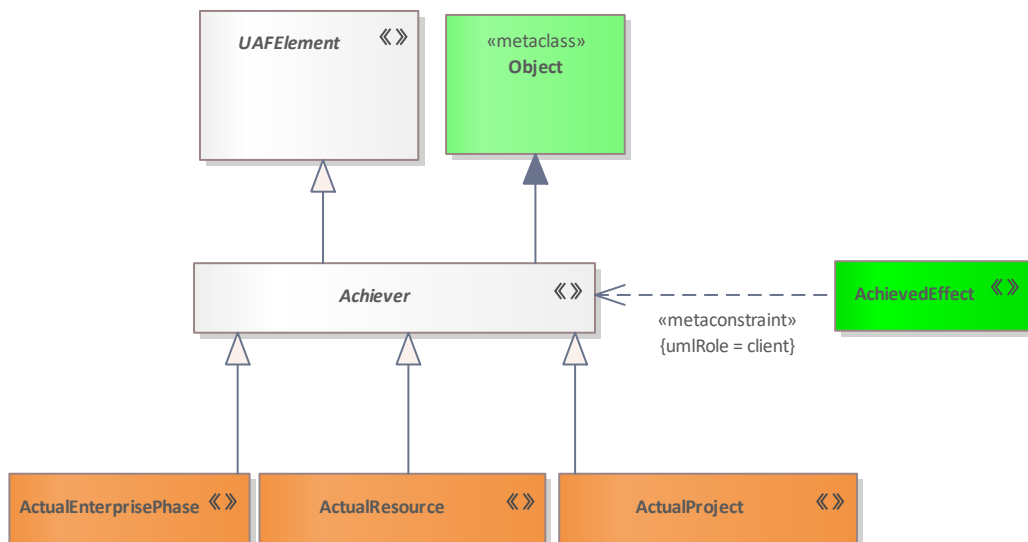


Figure 58: Achiever

### Elements in Diagram

Name	Definition
<a href="#">AchievedEffect</a>	A tuple that exists between an ActualState (e.g., observed/measured during testing) of an element that attempts to achieve a DesiredEffect and an Achiever.
<a href="#">Achiever</a>	An ActualResource, ActualProject or ActualEnterprisePhase that can deliver a DesiredEffect.
<a href="#">ActualEnterprisePhase</a>	The ActualState that describes the phase of an Enterprise endeavor.
<a href="#">ActualProject</a>	A time-limited endeavor to provide a specific set of ActualResource that meet specific Capability needs.
<a href="#">ActualResource</a>	Role in an Organisation, where the role carries the authority to undertake a function - through the ActualOrganizationalResource given the role has the responsibility.
<a href="#">UAFElement</a>	Abstract super type for all of the UAF elements. It provides a way for all of the UAF elements to have a common set of properties.

### Tagged Values

Tag Name	Valid Values
URI	String

### Relevant Viewpoints

### 3.3 ActivityPerformableUnderCondition

#### Definition

The ActualCondition under which an Activity is performed.

#### Meta Model

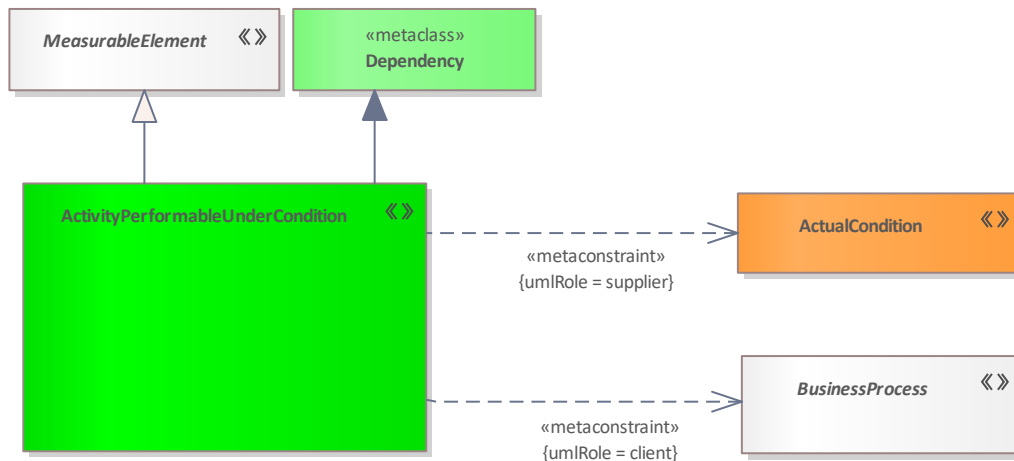


Figure 59: ActivityPerformableUnderCondition

#### Elements in Diagram

Name	Definition
<a href="#">ActivityPerformableUnderCondition</a>	The ActualCondition under which an Activity is performed.
<a href="#">ActualCondition</a>	An individual describing an actual situation with respect to circumstances under which an OperationalActivity, Function or ServiceFunction can be performed.
<a href="#">BusinessProcess</a>	An abstract type that represents a behavior or process (i.e. a Function or OperationalActivity) that can be performed by a Performer.
<a href="#">MeasurableElement</a>	Abstract type, grouping elements that can be measured by applying MeasurementSets to them.

#### Tagged Values

Tag Name	Valid Values
URI	String

#### Relevant Viewpoints

- [L4 - Logical Activities](#)

## 3.4 ActivitySupportsService

### Definition

Relation states that a process is necessary for the implementation of a service.

### Meta Model

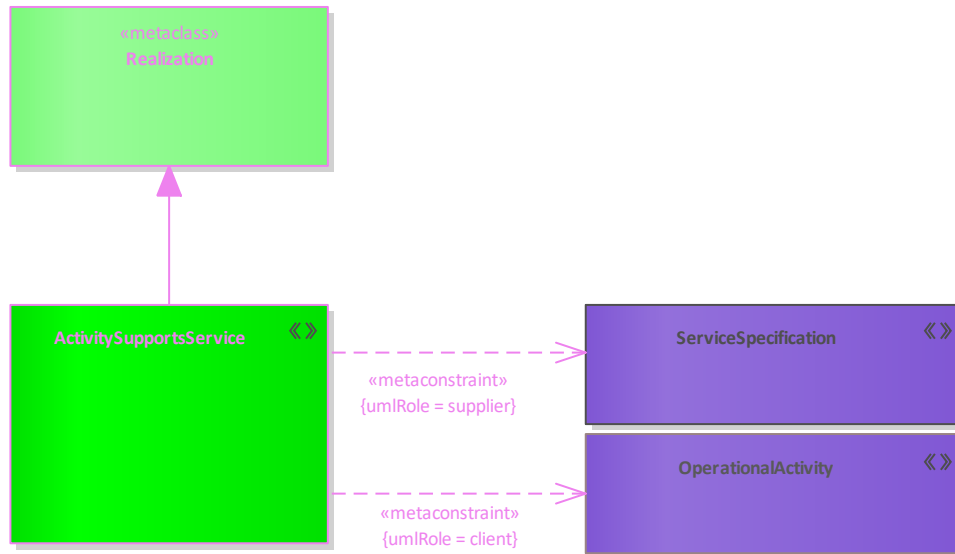


Figure 60: ActivitySupportsService

### Elements in Diagram

Name	Definition
<a href="#">ActivitySupportsService</a>	Relation states that a process is necessary for the implementation of a service.
<a href="#">OperationalActivity</a>	An Activity that captures a logical process, specified independently of how the process is carried out.
<a href="#">ServiceSpecification</a>	The specification of a set of functionality provided one element for the use of others.

### Tagged Values

### Relevant Viewpoints

- [L4 - Logical Activities](#)

## 3.5 ActsUpon

### Definition

Asserts that something (subject) is acted upon by an OperationalActivity (activity).

### Meta Model

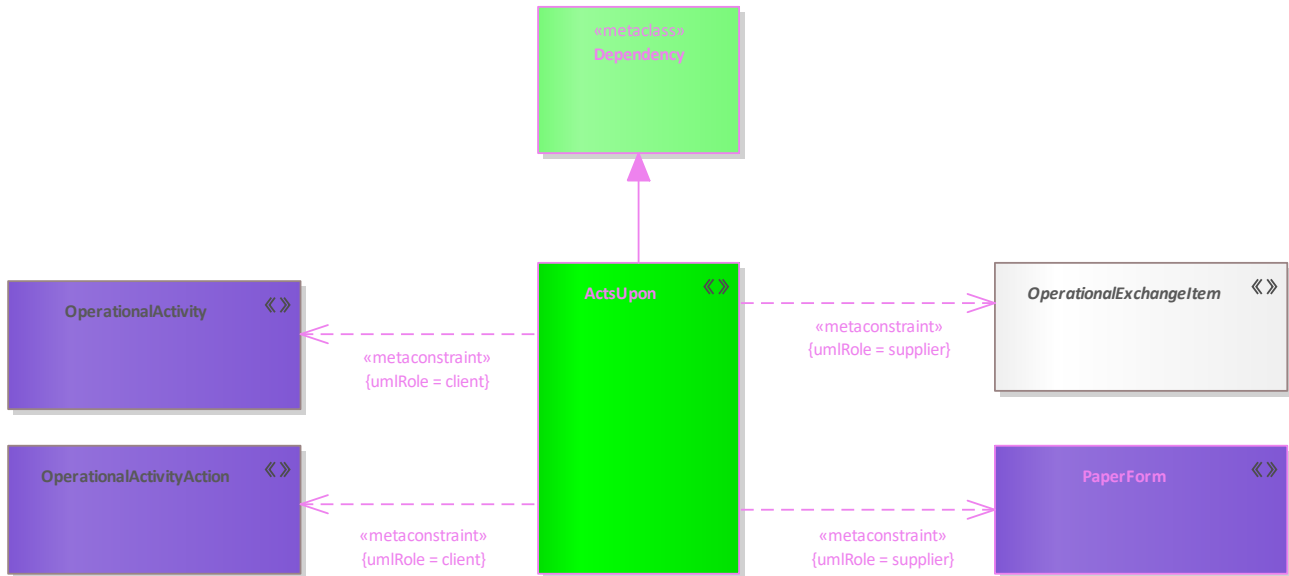


Figure 61: ActsUpon

### Elements in Diagram

Name	Definition
<a href="#">ActsUpon</a>	Asserts that something (subject) is acted upon by an OperationalActivity (activity).
<a href="#">OperationalActivity</a>	An Activity that captures a logical process, specified independently of how the process is carried out.
<a href="#">OperationalActivityAction</a>	A call of an OperationalActivity in the context of another OperationalActivity.
<a href="#">OperationalExchangeItem</a>	An abstract grouping for elements that defines the types of elements that can be exchanged between OperationalPerformers and conveyed by an OperationalExchange.
<a href="#">PaperForm</a>	Form is a digitized or digitizable document, for example a scanned document.

### Tagged Values

#### Relevant Viewpoints

- [L4 - Logical Activities](#)

## 3.6 ActualCondition

### Definition

An individual describing an actual situation with respect to circumstances under which an OperationalActivity, Function or ServiceFunction can be performed.

### Meta Model

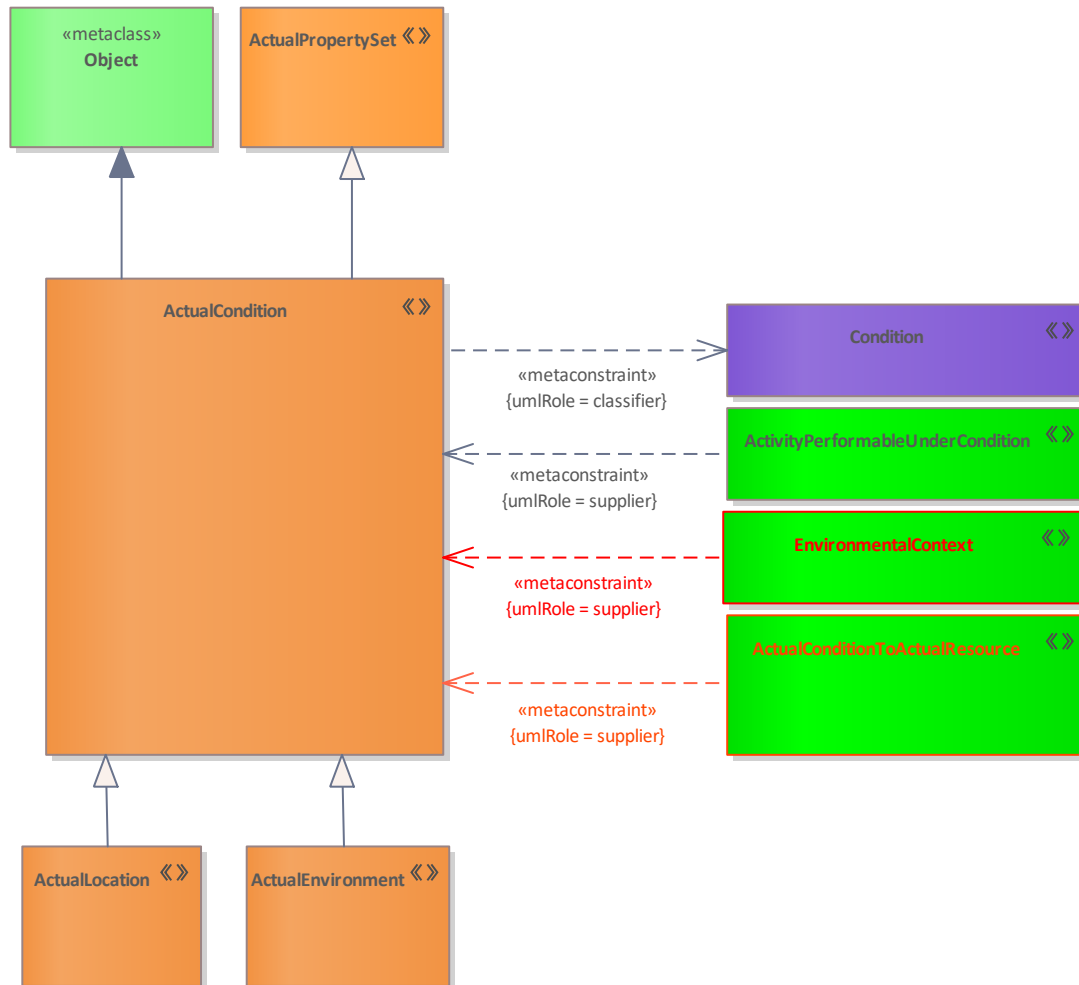


Figure 62: ActualCondition

### Elements in Diagram

Name	Definition
<a href="#">ActivityPerformableUnderCondition</a>	The ActualCondition under which an Activity is performed.
<a href="#">ActualCondition</a>	An individual describing an actual situation with respect to circumstances under which an OperationalActivity, Function or ServiceFunction can be performed.
<a href="#">ActualConditionToActualResource</a>	A relationship that expresses that a actual resource is an actual situation.
<a href="#">ActualEnvironment</a>	The ActualState that describes the circumstances of an Environment.
<a href="#">ActualLocation</a>	The ActualState that describes a physical location, for example using text to provide an address, Geo-coordinates, etc.
<a href="#">ActualPropertySet</a>	A set or collection of Actual properties.
<a href="#">Condition</a>	A type that defines the Location, Environment and/or GeoPoliticalExtent.
<a href="#">EnvironmentalContext</a>	Relationship that indicates under which condition an measurement counts.

## Tagged Values

Tag Name	Valid Values
endDate	endDate
startDate	startDate
URI	String

## Relevant Viewpoints

- [C1 - Capability Taxonomy](#)
- [C5 - Effects](#)
- [C7 - Performance Parameters](#)
- [L1 - Node Types](#)
- [L2 - Logical Scenario](#)
- [L2-L3 - Logical Concept Viewpoint](#)
- [L3 - Node Interaction](#)
- [L4 - Logical Activities](#)
- [P1- Resource Types](#)
- [P2 - Resource Structure](#)
- [P3 - Resource Connectivity](#)
- [P4 - Resource Functions](#)
- [S1 - Service Taxonomy](#)
- [S2 - Service Structure](#)
- [S8 - Service Policy](#)



## 3.7 ActualConditionToActualResource

### Definition

A relationship that expresses that a actual resource is an actual situation.

### Meta Model

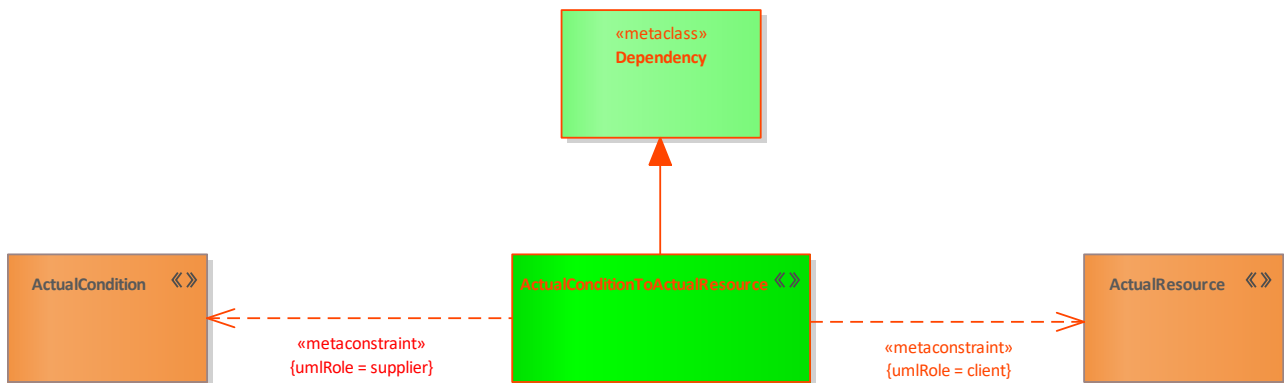


Figure 63: ActualConditionToActualResource

### Elements in Diagram

Name	Definition
<a href="#">ActualCondition</a>	An individual describing an actual situation with respect to circumstances under which an OperationalActivity, Function or ServiceFunction can be performed.
<a href="#">ActualConditionToActualResource</a>	A relationship that expresses that a actual resource is an actual situation.
<a href="#">ActualResource</a>	Role in an Organisation, where the role carries the authority to undertake a function - through the ActualOrganizationalResource given the role has the responsibility.

### Tagged Values

### Relevant Viewpoints

## 3.8 ActualEnduringTask

### Definition

An actual undertaking recognized by an enterprise as being essential to achieving its goals - i.e. a strategic specification of what the enterprise does.

### Meta Model

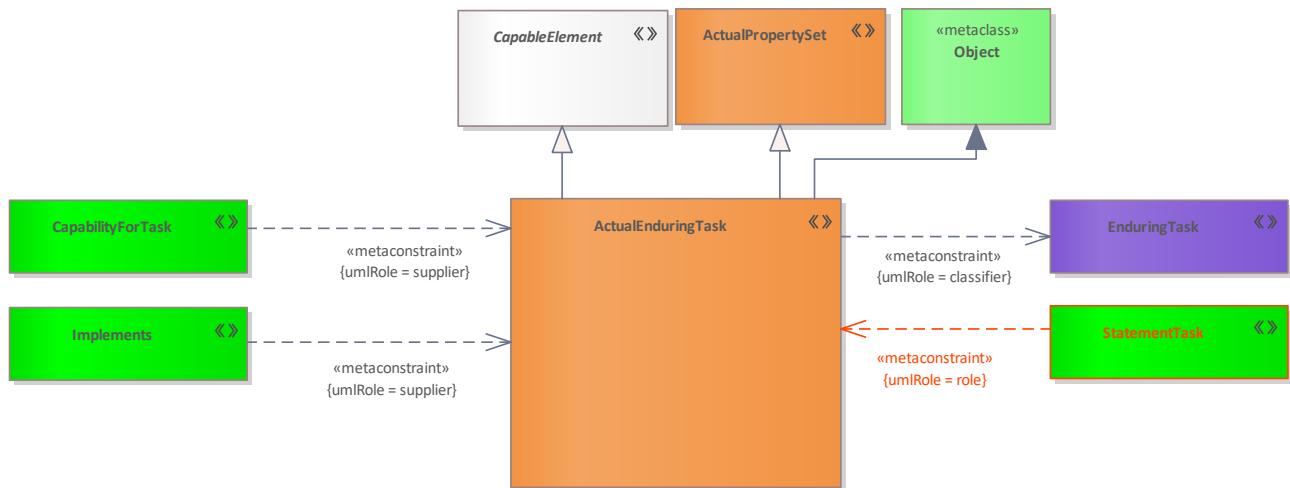


Figure 64: ActualEnduringTask

### Elements in Diagram

Name	Definition
<a href="#">ActualEnduringTask</a>	An actual undertaking recognized by an enterprise as being essential to achieving its goals - i.e. a strategic specification of what the enterprise does.
<a href="#">ActualPropertySet</a>	A set or collection of Actual properties.
<a href="#">CapabilityForTask</a>	A tuple that asserts that a Capability is required in order for an Enterprise to conduct a phase of an EnduringTask.
<a href="#">CapableElement</a>	An abstract type that represents a structural element that can perform behaviors (i.e. OperationalActivity).
<a href="#">EnduringTask</a>	A type of template behavior recognized by an enterprise as being essential to achieving its goals - i.e. a template for a strategic specification of what the enterprise does.
<a href="#">Implements</a>	A tuple that defines how an element in the upper layer of abstraction is implemented by a semantically equivalent element (i.e. tracing the OperationalActivities to the Functions that implement them) in the lower level of abstraction.
<a href="#">StatementTask</a>	A relationship that expresses that an actual enterprise phase fulfills a actual enduring task.

### Tagged Values

Tag Name	Valid Values
URI	String
endDate	endDate
startDate	startDate

### Relevant Viewpoints

- [C2 - Enterprise Vision](#)
- [C4 - Standard Processes](#)
- [C5 - Effects](#)

## 3.9 ActualEnterprisePhase

### Definition

The ActualState that describes the phase of an Enterprise endeavor.

### Meta Model

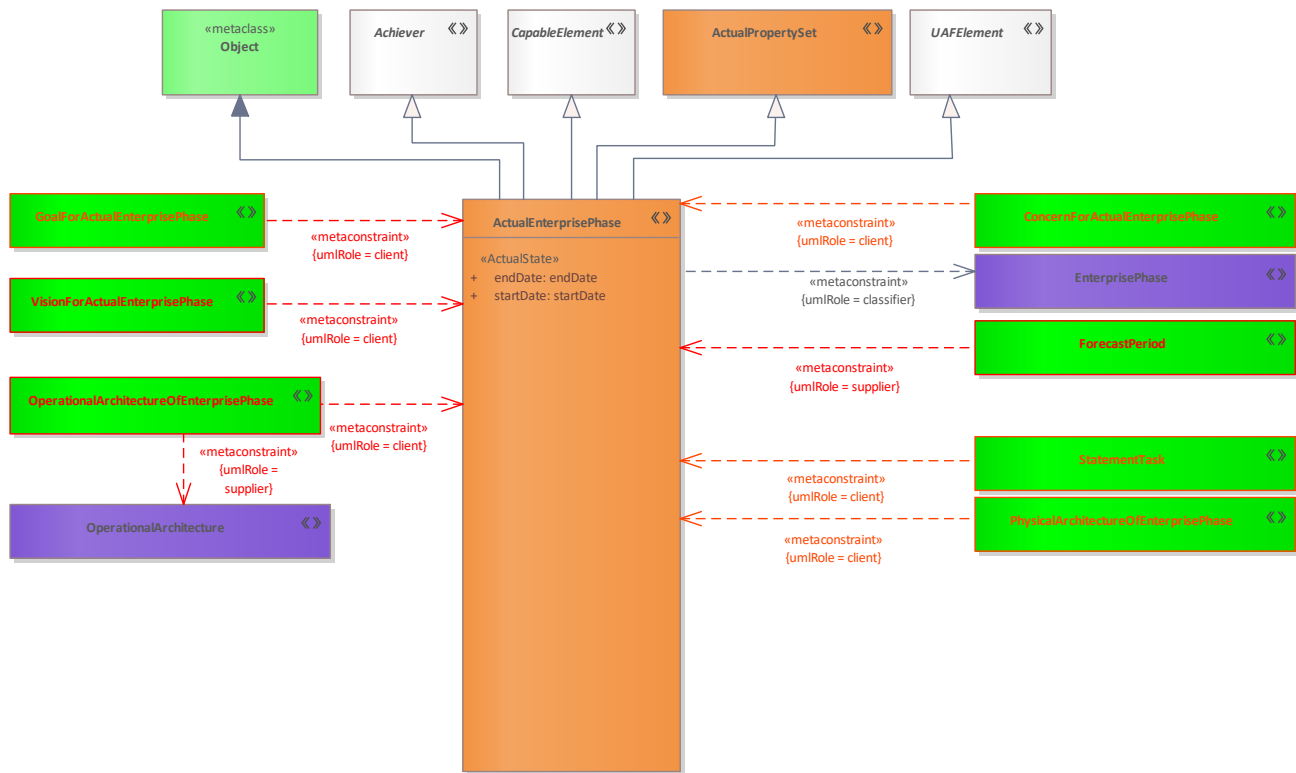


Figure 65: ActualEnterprisePhase

### Elements in Diagram

Name	Definition
<a href="#">Achiever</a>	An ActualResource, ActualProject or ActualEnterprisePhase that can deliver a DesiredEffect.
<a href="#">ActualEnterprisePhase</a>	The ActualState that describes the phase of an Enterprise endeavor.
<a href="#">ActualPropertySet</a>	A set or collection of Actual properties.
<a href="#">CapableElement</a>	An abstract type that represents a structural element that can perform behaviors (i.e. OperationalActivity).
<a href="#">ConcernForActualEnterprisePhase</a>	A relationship that expresses which concerns are covered by an actual enterprise phase.
<a href="#">EnterprisePhase</a>	A current or future state of the wholeLifeEnterprise or another EnterprisePhase.
<a href="#">ForecastPeriod</a>	Planning phase for which the forecast is valid.
<a href="#">GoalForActualEnterprisePhase</a>	A relationship that expresses which actual enterprise phase implements an enterprisegoal.
<a href="#">OperationalArchitecture</a>	A type used to denote a model of the Architecture, described from the Operational perspective.
<a href="#">OperationalArchitectureOfEnterprisePhase</a>	Relationship that says that in a actual enterprise phase an operational architecture is valid.
<a href="#">PhysicalArchitectureOfEnterprisePhase</a>	A relationship that expresses that an actual enterprise phase has resource architectures.
<a href="#">StatementTask</a>	A relationship that expresses that an actual enterprise phase fulfills a actual enduring task.
<a href="#">UAFElement</a>	Abstract super type for all of the UAF elements. It provides a way for all of the UAF elements to have a common set of properties.
<a href="#">VisionForActualEnterprisePhase</a>	A relationship that expresses which actual enterprise phase implements

Name	Definition
	an enterprisevision.

### Tagged Values

Tag Name	Valid Values
endDate	endDate
startDate	startDate
URI	String

### Relevant Viewpoints

- [A2 - Architecture Products](#)
- [C2 - Enterprise Vision](#)
- [C5 - Effects](#)
- [P1- Resource Types](#)

## 3.10 ActualEnvironment

### Definition

The ActualState that describes the circumstances of an Environment.

### Meta Model

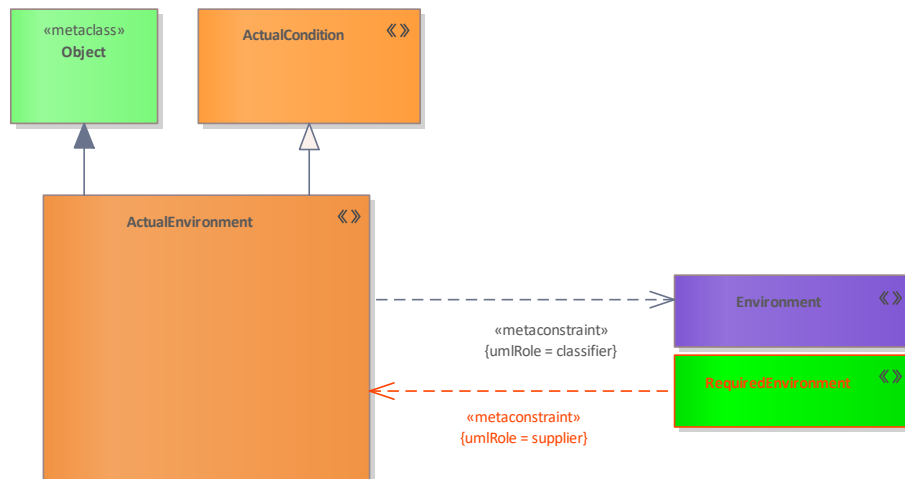


Figure 66: ActualEnvironment

### Elements in Diagram

Name	Definition
<a href="#">ActualCondition</a>	An individual describing an actual situation with respect to circumstances under which an OperationalActivity, Function or ServiceFunction can be performed.
<a href="#">ActualEnvironment</a>	The ActualState that describes the circumstances of an Environment.
<a href="#">Environment</a>	A definition of the environmental factors in which something exists or functions. The definition of an Environment element can be further defined using EnvironmentKind.
<a href="#">RequiredEnvironment</a>	A relationship that expresses that a location holder operates under specific environmental conditions.

### Tagged Values

Tag Name	Valid Values
AbstractionLevel	not set, 0, 1, 2, 3, 4, 5, 6, R
endDate	endDate
startDate	startDate
URI	String

### Relevant Viewpoints

- [C1 - Capability Taxonomy](#)
- [C7 - Performance Parameters](#)
- [L1 - Node Types](#)
- [L2 - Logical Scenario](#)
- [L2-L3 - Logical Concept Viewpoint](#)
- [L3 - Node Interaction](#)
- [P1- Resource Types](#)
- [P2 - Resource Structure](#)
- [P3 - Resource Connectivity](#)
- [P4 - Resource Functions](#)
- [S1 - Service Taxonomy](#)
- [S2 - Service Structure](#)
- [S8 - Service Policy](#)

## 3.11 ActualLocation

### Definition

The ActualState that describes a physical location, for example using text to provide an address, Geo-coordinates, etc.

### Meta Model

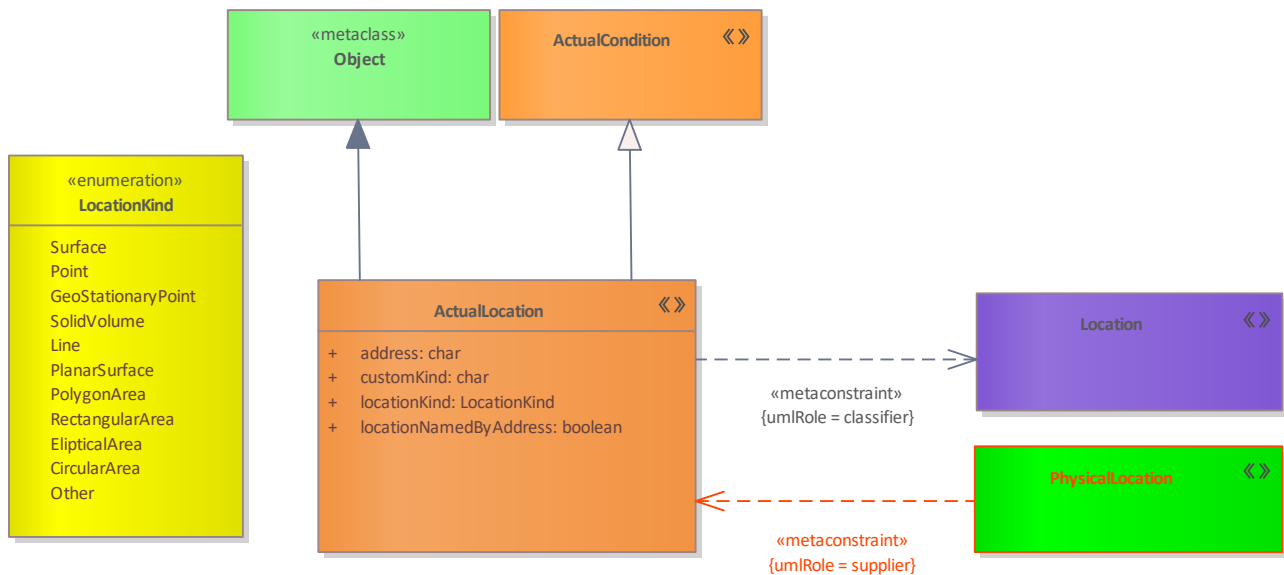


Figure 67: ActualLocation

### Elements in Diagram

Name	Definition
<a href="#">ActualCondition</a>	An individual describing an actual situation with respect to circumstances under which an OperationalActivity, Function or ServiceFunction can be performed.
<a href="#">ActualLocation</a>	The ActualState that describes a physical location, for example using text to provide an address, Geo-coordinates, etc.
<a href="#">Location</a>	A specification of the generic area in which a LocationHolder is required to be located.
<a href="#">PhysicalLocation</a>	A relationship that expresses that a location holder operates in an actual location.

### Tagged Values

Tag Name	Valid Values
AbstractionLevel	not set, 0, 1, 2, 3, 4, 5, 6, R
address	char
customKind	char
locationKind	Surface, Point, GeoStationaryPoint, SolidVolume, Line, PlanarSurface, PolygonArea, RectangularArea, ElipticalArea, CircularArea, Other
locationNamedByAddress	boolean
endDate	endDate
startDate	startDate
URI	String

### Relevant Viewpoints

- [C1 - Capability Taxonomy](#)
- [C7 - Performance Parameters](#)
- [L1 - Node Types](#)
- [L2 - Logical Scenario](#)

- [L2-L3 - Logical Concept Viewpoint](#)
- [L3 - Node Interaction](#)
- [P1- Resource Types](#)
- [P2 - Resource Structure](#)
- [P3 - Resource Connectivity](#)
- [P4 - Resource Functions](#)
- [S1 - Service Taxonomy](#)
- [S2 - Service Structure](#)
- [S8 - Service Policy](#)

## 3.12 ActualMeasurement

### Definition

An actual value that is applied to a Measurement.

### Meta Model

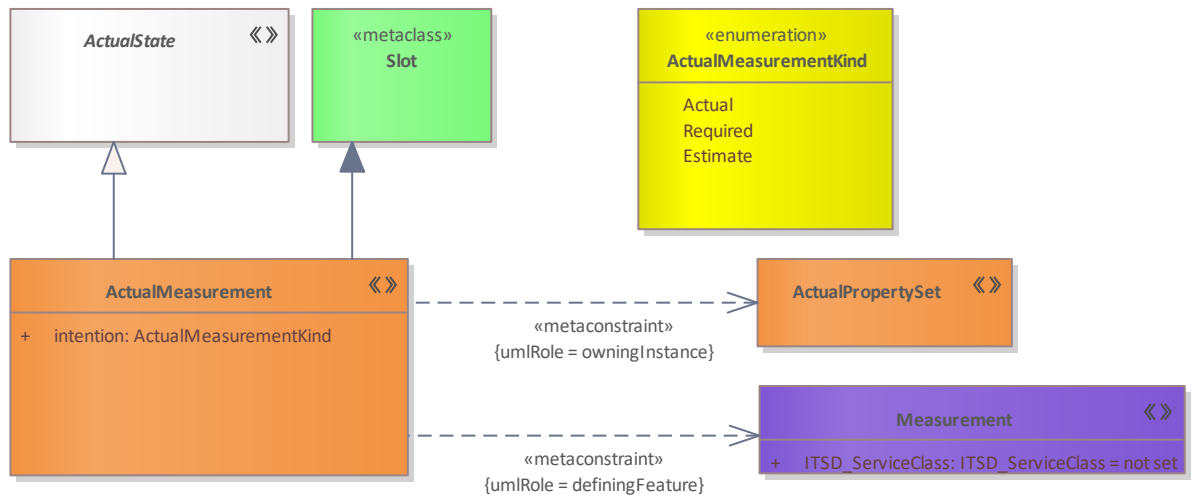


Figure 68: ActualMeasurement

### Elements in Diagram

Name	Definition
<a href="#">ActualMeasurement</a>	An actual value that is applied to a Measurement.
<a href="#">ActualPropertySet</a>	A set or collection of Actual properties.
<a href="#">ActualState</a>	Abstract element that applies temporal extent to a set of elements realized as Instance Specifications.
<a href="#">Measurement</a>	A property of an element representing something in the physical world, expressed in amounts of a unit of measure.
<a href="#">Measurement</a>	A property of an element representing something in the physical world, expressed in amounts of a unit of measure.
<a href="#">Measurement</a>	A property of an element representing something in the physical world, expressed in amounts of a unit of measure.

### Tagged Values

Tag Name	Valid Values
intention	Actual, Required, Estimate
endDate	endDate
startDate	startDate
URI	String

### Relevant Viewpoints



## 3.13 ActualMeasurementSet

### Definition

A set of ActualMeasurements.

### Meta Model

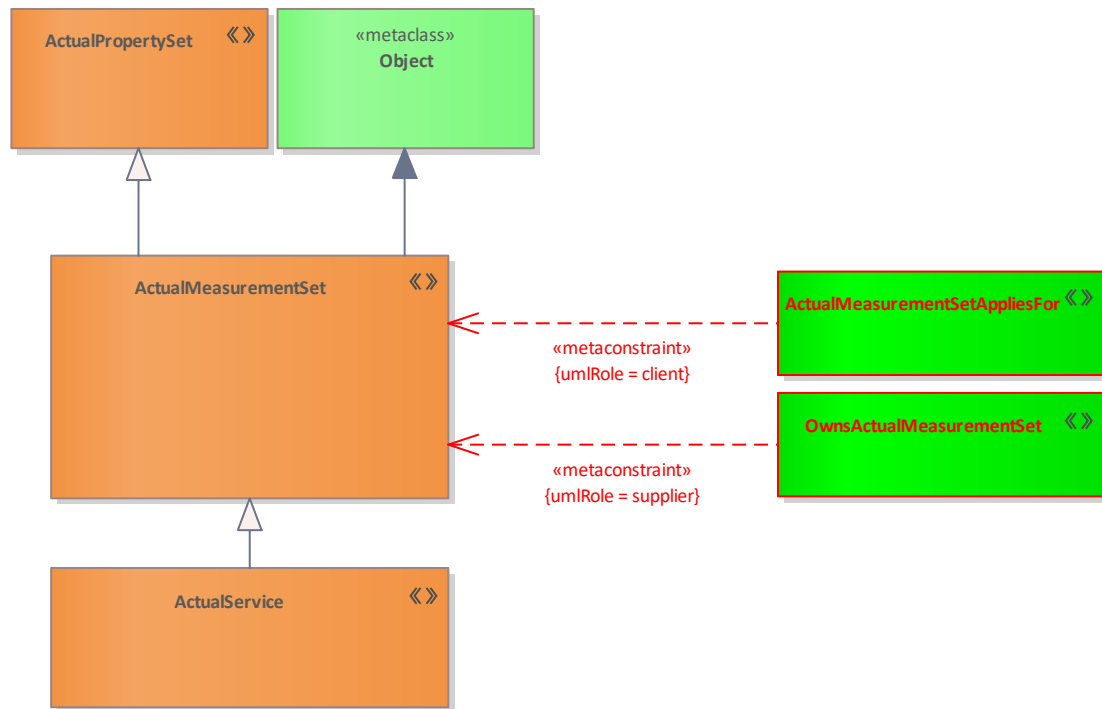


Figure 69: ActualMeasurementSet

### Elements in Diagram

Name	Definition
<a href="#">ActualMeasurementSet</a>	A set of ActualMeasurements.
<a href="#">ActualMeasurementSetAppliesFor or</a>	A relationship that expresses which actual measurement applies for an element.
<a href="#">ActualPropertySet</a>	A set or collection of Actual properties.
<a href="#">ActualService</a>	An individual ServiceSpecification.
<a href="#">OwnsActualMeasurementSet</a>	A relationship that expresses which actual measurement set an element owns.

### Tagged Values

Tag Name	Valid Values
endDate	endDate
startDate	startDate
URI	String

### Relevant Viewpoints

- [C5 - Effects](#)

## 3.14 ActualMeasurementSetAppliesFor

### Definition

A relationship that expresses which actual measurement applies for an element.

### Meta Model

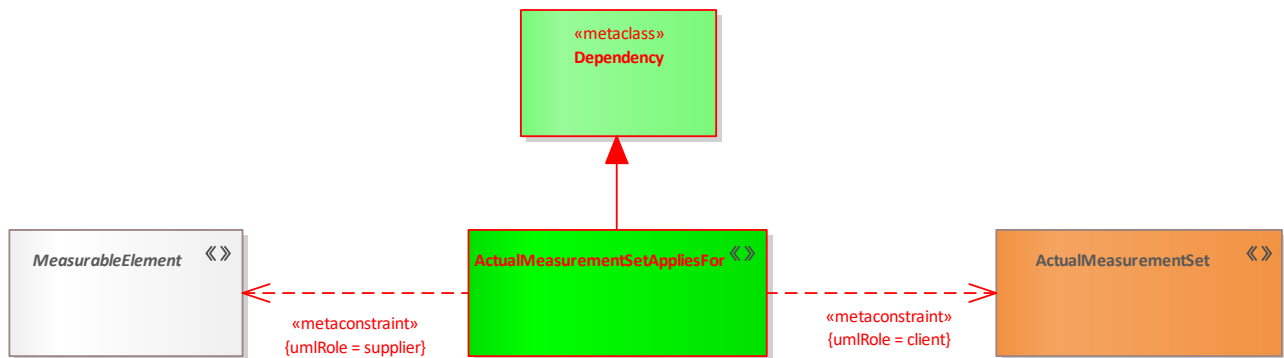


Figure 70: ActualMeasurementSetAppliesFor

### Elements in Diagram

Name	Definition
<a href="#">ActualMeasurementSet</a>	A set of ActualMeasurements.
<a href="#">ActualMeasurementSetAppliesFor</a>	A relationship that expresses which actual measurement applies for an element.
<a href="#">MeasurableElement</a>	Abstract type, grouping elements that can be measured by applying MeasurementSets to them.

### Tagged Values

### Relevant Viewpoints

## 3.15 ActualOrganization

### Definition

An actual formal or informal organizational unit, e.g. "Driving and Vehicle Licensing Agency", "UAF team Alpha".

### Meta Model

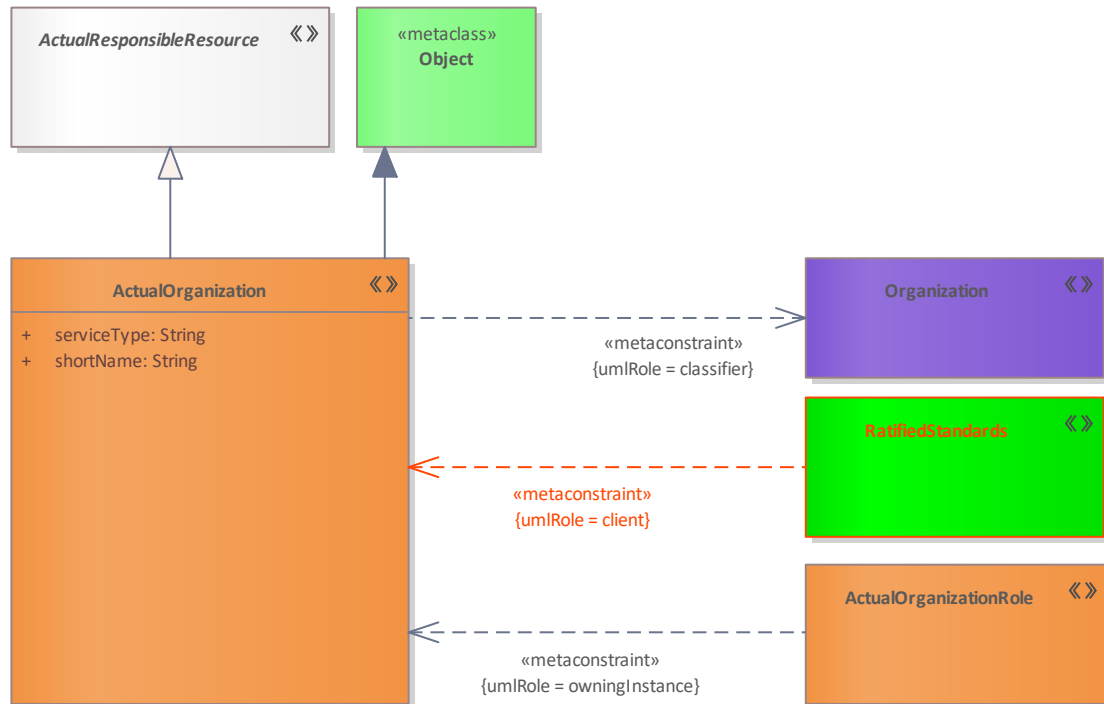


Figure 71: ActualOrganization

### Elements in Diagram

Name	Definition
<a href="#">ActualOrganization</a>	An actual formal or informal organizational unit, e.g. "Driving and Vehicle Licensing Agency", "UAF team Alpha".
<a href="#">ActualOrganizationRole</a>	An ActualOrganizationalResource that is applied to a ResourceRole.
<a href="#">ActualResponsibleResource</a>	An abstract type grouping responsible OrganizationalResources.
<a href="#">Organization</a>	A group of OrganizationalResources (Persons, Posts, Organizations and Responsibilities) associated for a particular purpose.
<a href="#">RatifiedStandards</a>	A relationship that expresses that an actual organization releases a standard.

### Tagged Values

Tag Name	Valid Values
serviceType	String
shortName	String
URI	String
endDate	endDate
startDate	startDate

### Relevant Viewpoints

- [A2 - Architecture Products](#)
- [A8 - Standards](#)
- [C5 - Effects](#)

## 3.16 ActualOrganizationalResource

### Definition

Abstract element for an ActualOrganization, ActualPerson or ActualPost.

### Meta Model

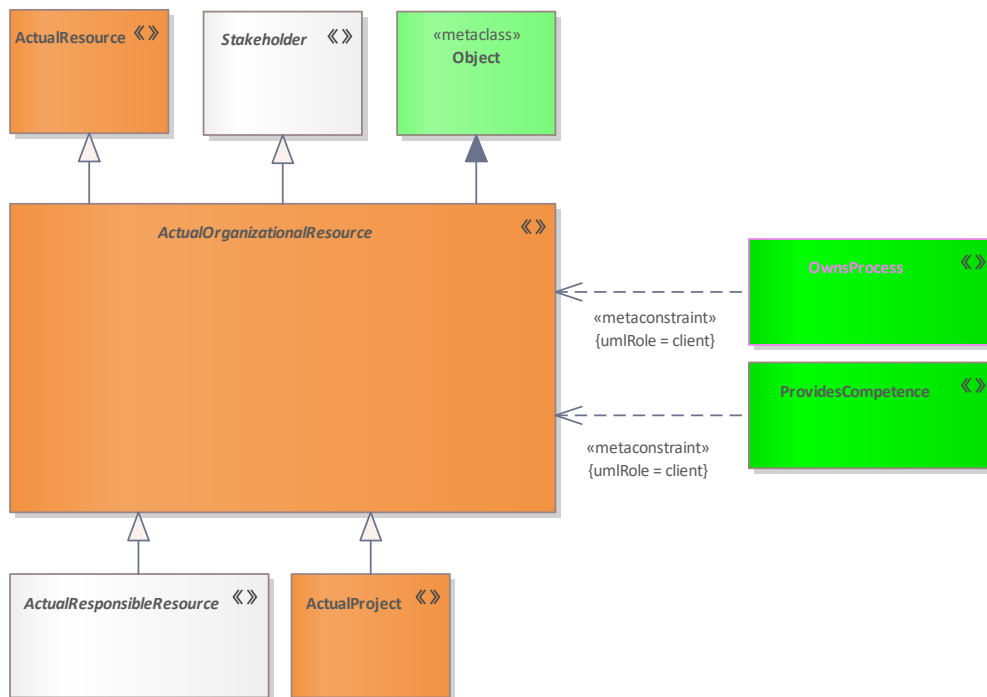


Figure 72: ActualOrganizationalResource

### Elements in Diagram

Name	Definition
<a href="#">ActualOrganizationalResource</a>	Abstract element for an ActualOrganization, ActualPerson or ActualPost.
<a href="#">ActualProject</a>	A time-limited endeavor to provide a specific set of ActualResource that meet specific Capability needs.
<a href="#">ActualResource</a>	Role in an Organisation, where the role carries the authority to undertake a function - through the ActualOrganizationalResource given the role has the responsibility.
<a href="#">ActualResponsibleResource</a>	An abstract type grouping responsible OrganizationalResources.
<a href="#">OwnsProcess</a>	A dependency relationship denoting that an ActualOrganizationResource owns an OperationalActivity.
<a href="#">ProvidesCompetence</a>	A tuple that asserts that an ActualOrganizationalResource provides a specific set of Competencies.
<a href="#">Stakeholder</a>	individual, team, organization, or classes thereof, having an interest in an EnterprisePhase [ISO/IEC/IEEE 42010:2011].

### Tagged Values

Tag Name	Valid Values
URI	String
endDate	endDate
startDate	startDate

### Relevant Viewpoints

## 3.17 ActualOrganizationRole

### Definition

An ActualOrganizationalResource that is applied to a ResourceRole.

### Meta Model

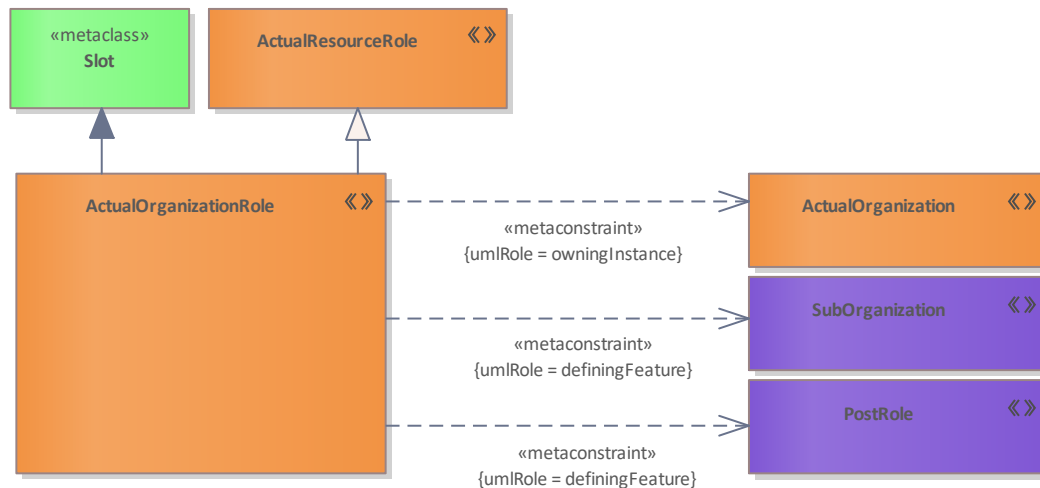


Figure 73: ActualOrganizationRole

### Elements in Diagram

Name	Definition
<a href="#">ActualOrganization</a>	An actual formal or informal organizational unit, e.g. "Driving and Vehicle Licensing Agency", "UAF team Alpha".
<a href="#">ActualOrganizationRole</a>	An ActualOrganizationalResource that is applied to a ResourceRole.
<a href="#">ActualResourceRole</a>	An instance of a ResourcePerformer.
<a href="#">PostRole</a>	A usage of a post in the context of another OrganizationalResource. Creates a whole-part relationship.
<a href="#">SubOrganization</a>	A type of a human being used to define the characteristics that need to be described for ActualPersons (e.g. properties such as address, telephone number, nationality, etc).

### Tagged Values

Tag Name	Valid Values
URI	String

### Relevant Viewpoints

## 3.18 ActualPerson

### Definition

An individual human being.

### Meta Model

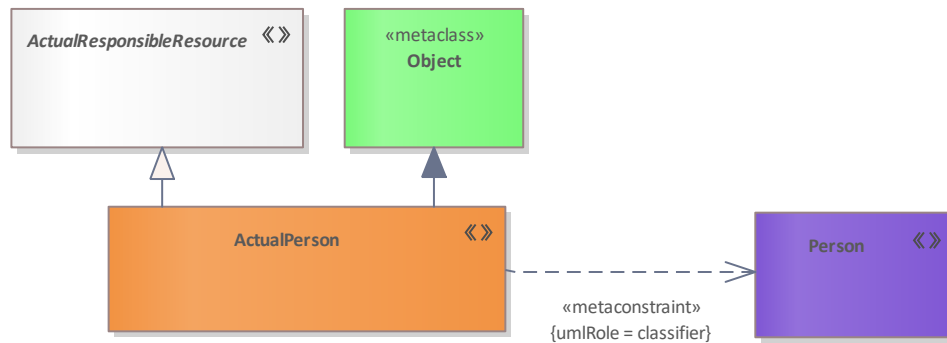


Figure 74: ActualPerson

### Elements in Diagram

Name	Definition
<a href="#">ActualPerson</a>	An individual human being.
<a href="#">ActualResponsibleResource</a>	An abstract type grouping responsible OrganizationalResources.
<a href="#">Person</a>	A type of a human being used to define the characteristics that need to be described for ActualPersons (e.g. properties such as address, telephone number, nationality, etc).

### Tagged Values

Tag Name	Valid Values
URI	String
endDate	endDate
startDate	startDate

### Relevant Viewpoints

- [A2 - Architecture Products](#)
- [C5 - Effects](#)

## 3.19 ActualPost

### Definition

An actual, specific post, an instance of a Post "type" - e.g., "President of the United States of America." where the Post would be president.

### Meta Model

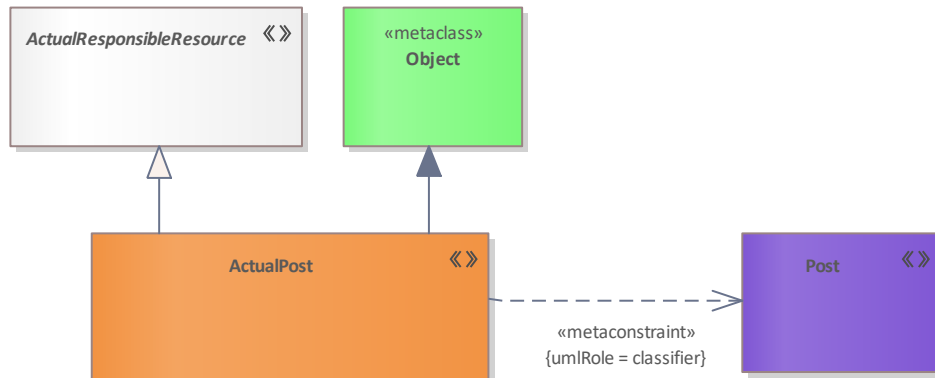


Figure 75: ActualPost

### Elements in Diagram

Name	Definition
<a href="#">ActualPost</a>	An actual, specific post, an instance of a Post "type" - e.g., "President of the United States of America." where the Post would be president.
<a href="#">ActualResponsibleResource</a>	An abstract type grouping responsible OrganizationalResources.
<a href="#">Post</a>	A type of job title or position that a person can fill (e.g. Lawyer, Solution Architect, Machine Operator or Chief Executive Officer).

### Tagged Values

Tag Name	Valid Values
URI	String
endDate	endDate
startDate	startDate

### Relevant Viewpoints

- [A2 - Architecture Products](#)
- [C5 - Effects](#)

## 3.20 ActualProject

### Definition

A time-limited endeavor to provide a specific set of ActualResource that meet specific Capability needs.

### Meta Model



Figure 76: ActualProject



## Elements in Diagram

Name	Definition
<a href="#">Achiever</a>	An ActualResource, ActualProject or ActualEnterprisePhase that can deliver a DesiredEffect.
<a href="#">ActualOrganizationalResource</a>	Abstract element for an ActualOrganization, ActualPerson or ActualPost.
<a href="#">ActualProject</a>	A time-limited endeavor to provide a specific set of ActualResource that meet specific Capability needs.
<a href="#">ActualProjectConsults</a>	A relation that expresses that a project consults an OrganizationalResource.
<a href="#">ActualProjectDependency</a>	Relationship that is a dependency of a actualproject on a actualproject.
<a href="#">ActualProjectInforms</a>	A relation that expresses that a project informs an OrganizationalResource.
<a href="#">ActualProjectMilestoneRole</a>	An ActualProjectMilestone that is applied to a ProjectMilestoneRole.
<a href="#">ArchitectureForProject</a>	A relationship that expresses that a architectural description belongs to a actual project.
<a href="#">IsAccountableFor</a>	A relation that expresses that an OrganizationalResource is responsible for a resource, service or project in the context of an approval.
<a href="#">IsResponsibleFor</a>	A relation that expresses that an OrganizationalResource is responsible for a resource, service or project.
<a href="#">NeedsService</a>	A relation that expresses that a project needs a service
<a href="#">OwnedMilestone</a>	Relationship that expresses that actual project has a actual milestone.
<a href="#">Project</a>	A type that describes types of time-limited endeavours that are required to meet one or more Capability needs.
<a href="#">ProjectProvidesFunction</a>	Relation stats that a project realizes a function.
<a href="#">ProjectSequence</a>	A tuple between two ActualProjects that denotes one ActualProject cannot start before the previous ActualProject is finished.

## Tagged Values

Tag Name	Valid Values
endDate	endDate
project-ID	
projectKind	Programme, Portfolio, PersonnelDevelopment
projectShortTitle	
startDate	startDate
URI	String

## Relevant Viewpoints

- [A1 - Meta-Data Definitions](#)
- [Cr - Capability Roadmap](#)
- [Lr - Lines of Development](#)
- [P2 - Resource Structure](#)
- [Pr - Configuration Management](#)
- [Sr - Service Roadmap](#)

## 3.21 ActualProjectConsults

### Definition

A relation that expresses that a project consults an OrganizationalResource.

### Meta Model

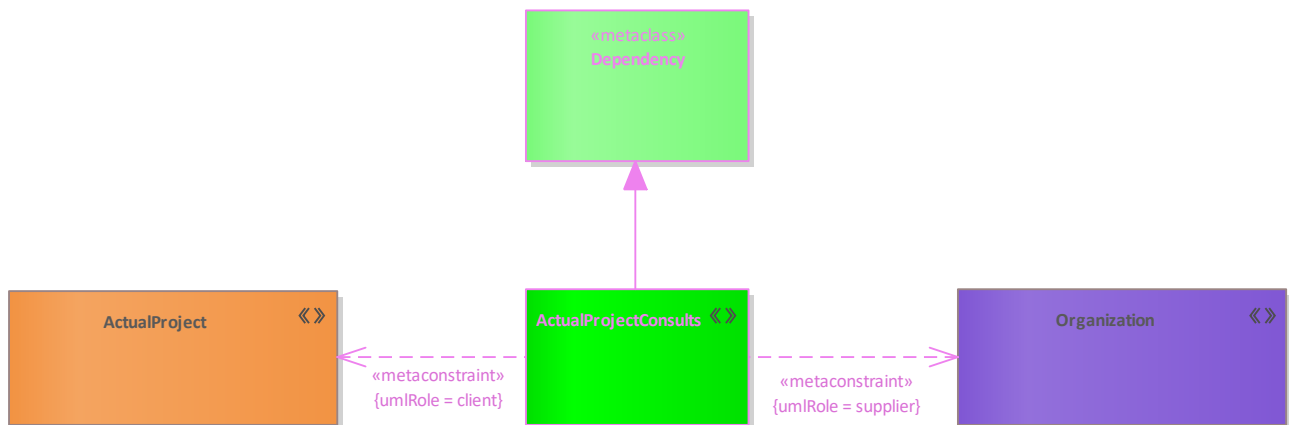


Figure 77: ActualProjectConsults

### Elements in Diagram

Name	Definition
<a href="#">ActualProject</a>	A time-limited endeavor to provide a specific set of ActualResource that meet specific Capability needs.
<a href="#">ActualProjectConsults</a>	A relation that expresses that a project consults an OrganizationalResource.
<a href="#">Organization</a>	A group of OrganizationalResources (Persons, Posts, Organizations and Responsibilities) associated for a particular purpose.

### Tagged Values

### Relevant Viewpoints

- [Lr - Lines of Development](#)
- [P2 - Resource Structure](#)

## 3.22 ActualProjectDependency

### Definition

Relationship that is a dependency of a actualproject on a actualproject.

### Meta Model

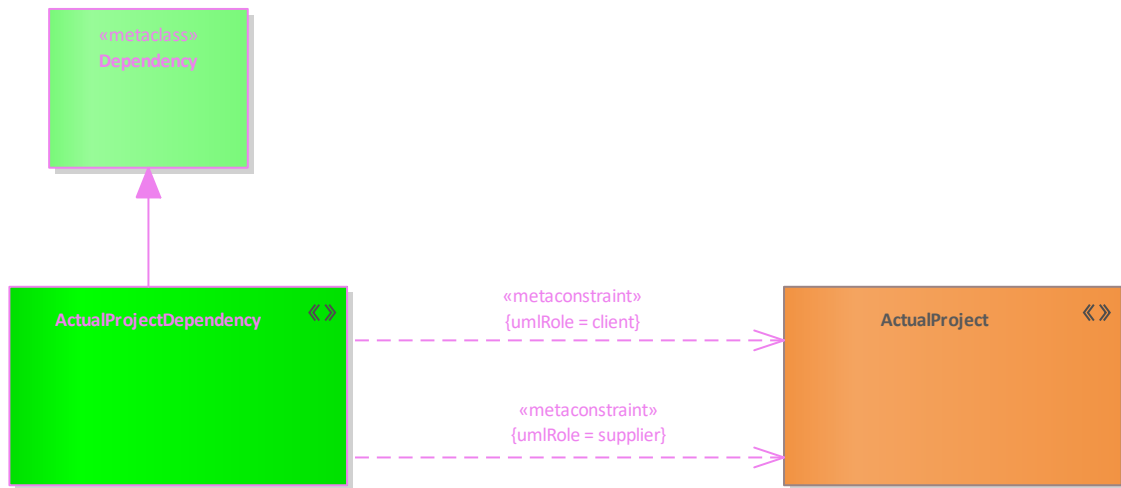


Figure 78: ActualProjectDependency

### Elements in Diagram

Name	Definition
<a href="#">ActualProject</a>	A time-limited endeavor to provide a specific set of ActualResource that meet specific Capability needs.
<a href="#">ActualProjectDependency</a>	Relationship that is a dependency of a actualproject on a actualproject.

### Tagged Values

#### Relevant Viewpoints

- [Cr - Capability Roadmap](#)
- [Lr - Lines of Development](#)
- [Pr - Configuration Management](#)
- [Sr - Service Roadmap](#)

## 3.23 ActualProjectInforms

### Definition

A relation that expresses that a project informs an OrganizationalResource.

### Meta Model

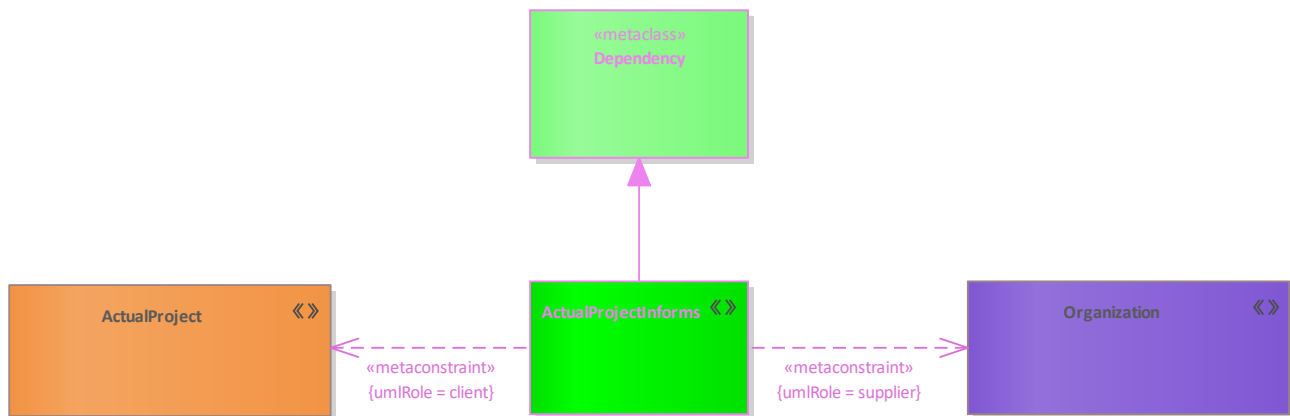


Figure 79: ActualProjectInforms

### Elements in Diagram

Name	Definition
<a href="#">ActualProject</a>	A time-limited endeavor to provide a specific set of ActualResource that meet specific Capability needs.
<a href="#">ActualProjectInforms</a>	A relation that expresses that a project informs an OrganizationalResource.
<a href="#">Organization</a>	A group of OrganizationalResources (Persons, Posts, Organizations and Responsibilities) associated for a particular purpose.

### Tagged Values

#### Relevant Viewpoints

- [Lr - Lines of Development](#)
- [P2 - Resource Structure](#)

## 3.24 ActualProjectMilestone

### Definition

An event with a start date in a ActualProject from which progress is measured.

### Meta Model

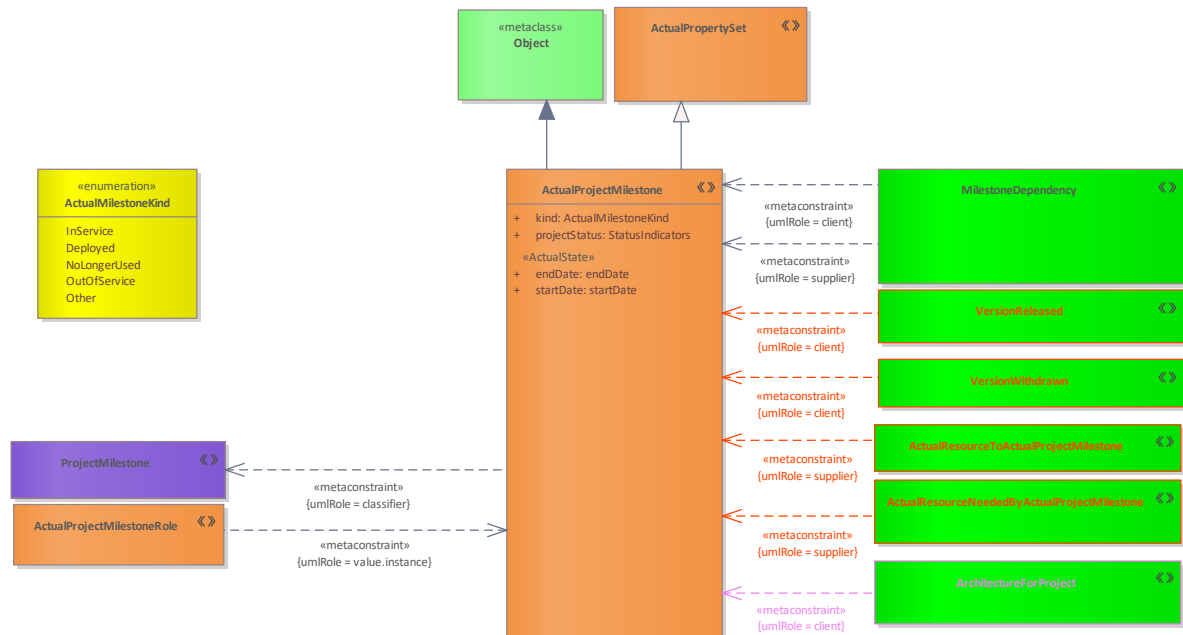


Figure 80: ActualProjectMilestone

### Elements in Diagram

Name	Definition
<a href="#">ActualProjectMilestone</a>	An event with a start date in a ActualProject from which progress is measured.
<a href="#">ActualProjectMilestoneRole</a>	An ActualProjectMilestone that is applied to a ProjectMilestoneRole.
<a href="#">ActualPropertySet</a>	A set or collection of Actual properties.
<a href="#">ActualResourceNeededByActualProjectMilestone</a>	A relationship that expresses that an actual resource is needed by actual project milestones.
<a href="#">ActualResourceToActualProjectMilestone</a>	A relationship that expresses that an actual resource is mapped to actual project milestones.
<a href="#">ArchitectureForProject</a>	A relationship that expresses that a architectural description belongs to a actual project.
<a href="#">MilestoneDependency</a>	A tuple between two ActualProjectMilestones that denotes one ActualProjectMilestone follows from another.
<a href="#">ProjectMilestone</a>	A type of event in a Project by which progress is measured.
<a href="#">VersionReleased</a>	A relationship that expresses that an actual project milestone releases an versioned element.
<a href="#">VersionWithdrawn</a>	A relationship that expresses that an actual project milestone withdraws an versioned element.

### Tagged Values

Tag Name	Valid Values
endDate	endDate
kind	InService, Deployed, NoLongerUsed, OutOfService, Other
projectStatus	StatusIndicators
startDate	startDate
URI	String

## Relevant Viewpoints

- [A1 - Meta-Data Definitions](#)
- [C5 - Effects](#)
- [Cr - Capability Roadmap](#)
- [Lr - Lines of Development](#)
- [Pr - Configuration Management](#)
- [Sr - Service Roadmap](#)

## 3.25 ActualProjectMilestoneRole

### Definition

An ActualProjectMilestone that is applied to a ProjectMilestoneRole.

### Meta Model

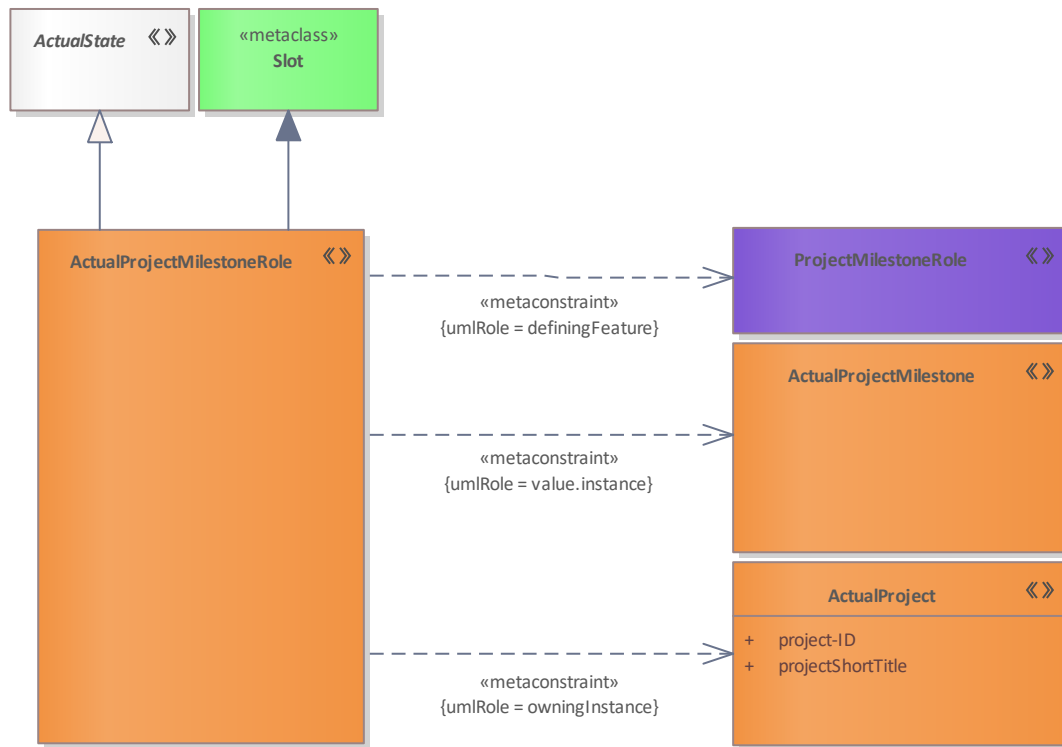


Figure 81: ActualProjectMilestoneRole

### Elements in Diagram

Name	Definition
<a href="#">ActualProject</a>	A time-limited endeavor to provide a specific set of ActualResource that meet specific Capability needs.
<a href="#">ActualProjectMilestone</a>	An event with a start date in a ActualProject from which progress is measured.
<a href="#">ActualProjectMilestoneRole</a>	An ActualProjectMilestone that is applied to a ProjectMilestoneRole.
<a href="#">ActualState</a>	Abstract element that applies temporal extent to a set of elements realized as Instance Specifications.
<a href="#">ProjectMilestoneRole</a>	The role played by a ProjectMilestone in the context of a Project.

### Tagged Values

Tag Name	Valid Values
endDate	endDate
startDate	startDate
URI	String

### Relevant Viewpoints

## 3.26 ActualPropertySet

### Definition

A set or collection of Actual properties.

### Meta Model

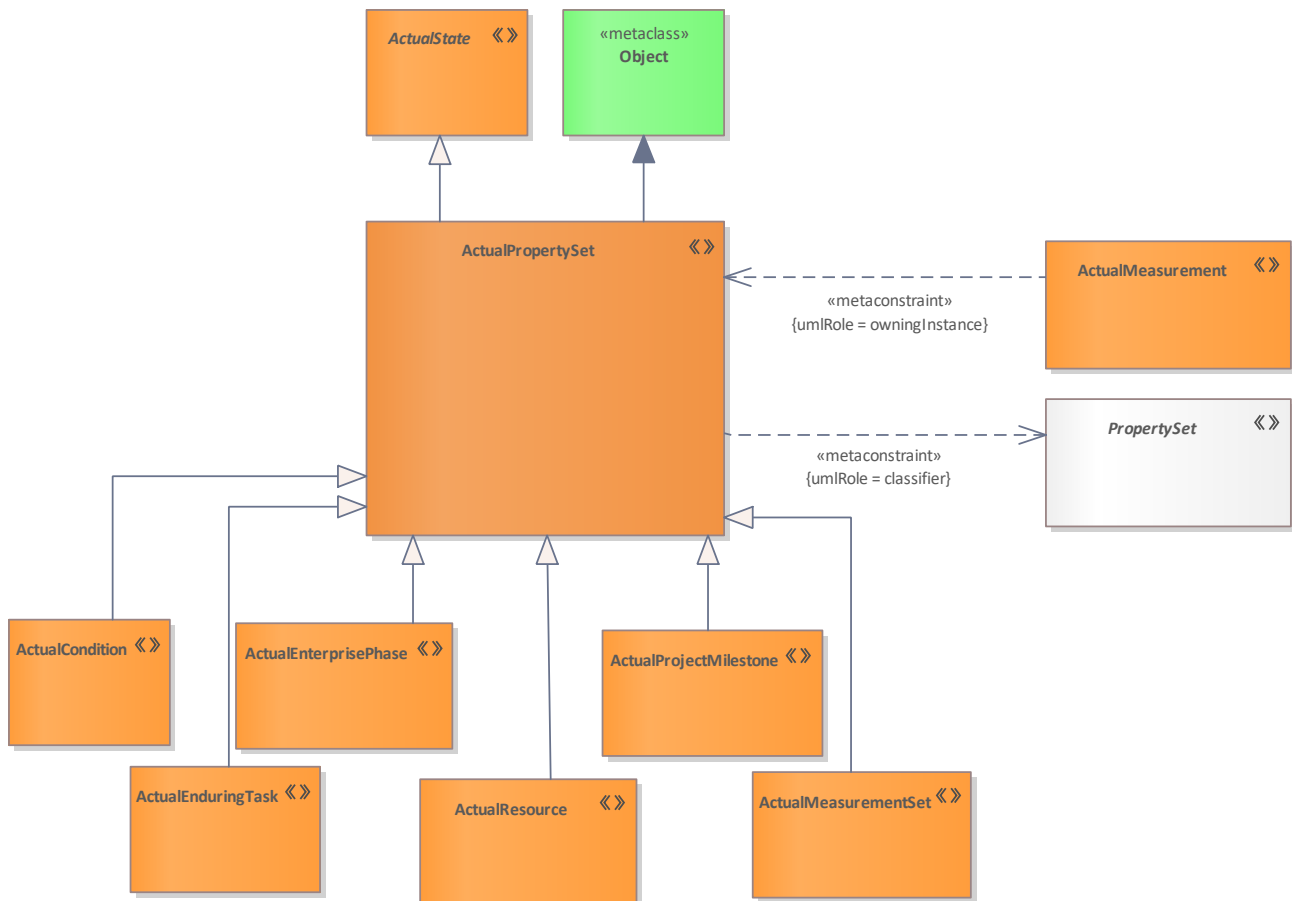


Figure 82: ActualPropertySet

### Elements in Diagram

Name	Definition
<a href="#">ActualCondition</a>	An individual describing an actual situation with respect to circumstances under which an OperationalActivity, Function or ServiceFunction can be performed.
<a href="#">ActualEnduringTask</a>	An actual undertaking recognized by an enterprise as being essential to achieving its goals - i.e. a strategic specification of what the enterprise does.
<a href="#">ActualEnterprisePhase</a>	The ActualState that describes the phase of an Enterprise endeavor.
<a href="#">ActualMeasurement</a>	An actual value that is applied to a Measurement.
<a href="#">ActualMeasurementSet</a>	A set of ActualMeasurements.
<a href="#">ActualProjectMilestone</a>	An event with a start date in a ActualProject from which progress is measured.
<a href="#">ActualPropertySet</a>	A set or collection of Actual properties.
<a href="#">ActualResource</a>	Role in an Organisation, where the role carries the authority to undertake a function - through the ActualOrganizationalResource given the role has the responsibility.
<a href="#">ActualState</a>	Abstract element that applies temporal extent to a set of elements realized as Instance Specifications.
<a href="#">PropertySet</a>	An abstract type grouping architectural elements that can own Measurements.



## Tagged Values

Tag Name	Valid Values
endDate	endDate
startDate	startDate
URI	String

## Relevant Viewpoints

- [C5 - Effects](#)

## 3.27 ActualResource

### Definition

Role in an Organisation, where the role carries the authority to undertake a function - through the ActualOrganizationalResource given the role has the responsibility.

### Meta Model

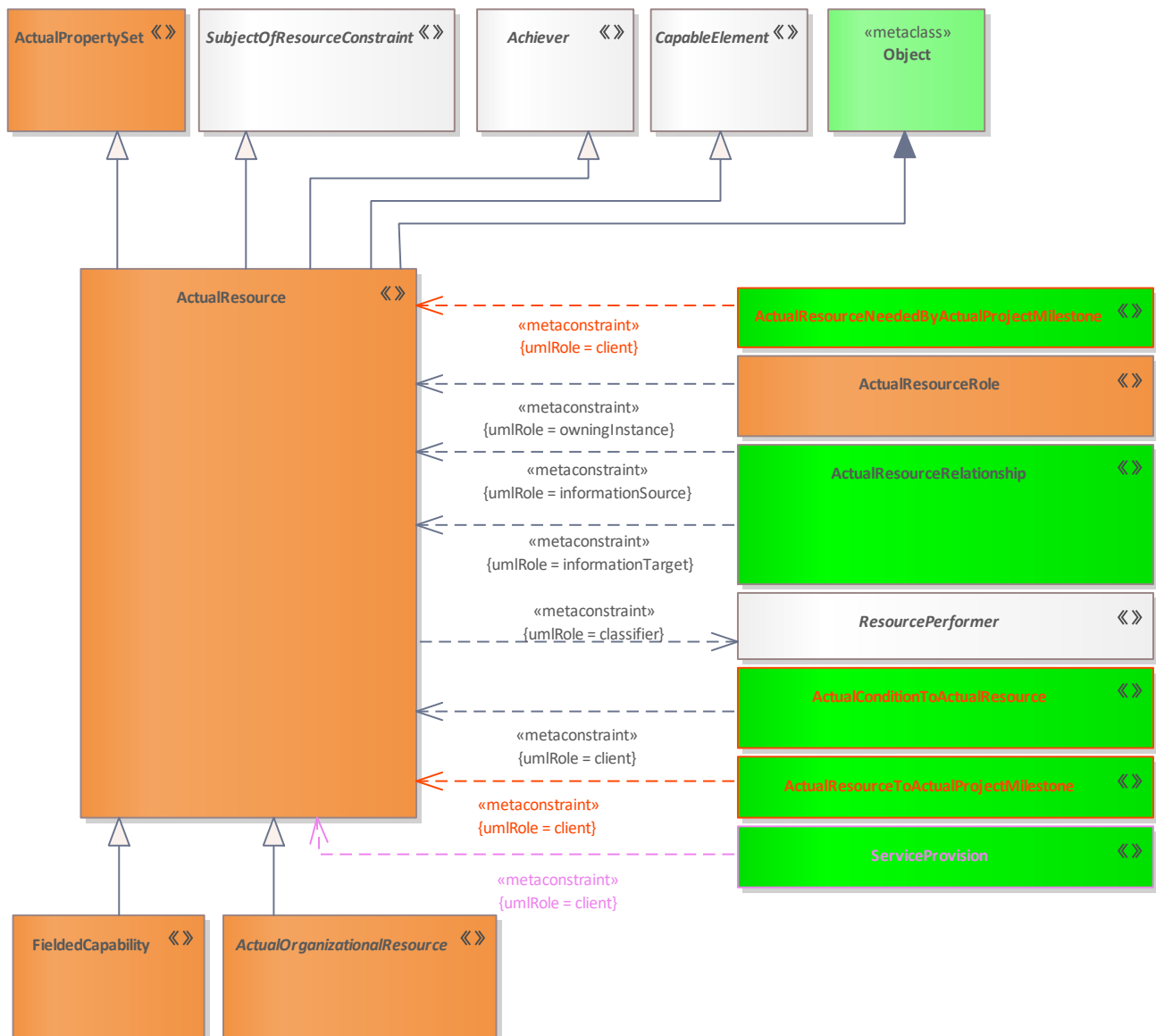


Figure 83: ActualResource

### Elements in Diagram

Name	Definition
<a href="#">Achiever</a>	An ActualResource, ActualProject or ActualEnterprisePhase that can deliver a DesiredEffect.
<a href="#">ActualConditionToActualResource</a>	A relationship that expresses that a actual resource is an actual situation.
<a href="#">ActualOrganizationalResource</a>	Abstract element for an ActualOrganization, ActualPerson or ActualPost.
<a href="#">ActualPropertySet</a>	A set or collection of Actual properties.
<a href="#">ActualResource</a>	Role in an Organisation, where the role carries the authority to undertake a function - through the ActualOrganizationalResource given the role has the responsibility.
<a href="#">ActualResourceNeededByActualProjectMilestone</a>	A relationship that expresses that an actual resource is needed by actual project milestones.

Name	Definition
<a href="#">ActualResourceRelationship</a>	An actual resource flow existing between ActualResources (i.e. flow of data, people, materiel, or energy).
<a href="#">ActualResourceRole</a>	An instance of a ResourcePerformer.
<a href="#">ActualResourceToActualProjectMilestone</a>	A relationship that expresses that an actual resource is mapped to actual project milestones.
<a href="#">CapableElement</a>	An abstract type that represents a structural element that can perform behaviors (i.e. OperationalActivity).
<a href="#">FieldedCapability</a>	An individual, fully-realized capability.
<a href="#">ResourcePerformer</a>	An abstract type grouping elements that can be the subject of a SecurityConstraint (there are currently no security viewpoints in the NAF).
<a href="#">ServiceProvision</a>	An assertion that a Resource delivers a Service to a specified ServiceLevel.
<a href="#">SubjectOfResourceConstraint</a>	An abstract type grouping elements that can be the subject of a ResourceConstraint.

### Tagged Values

Tag Name	Valid Values
URI	String
endDate	endDate
startDate	startDate

### Relevant Viewpoints

- [C5 - Effects](#)
- [P1- Resource Types](#)

## 3.28 ActualResourceNeededByActualProjectMilestone

### Definition

A relationship that expresses that an actual resource is needed by actual project milestones.

### Meta Model

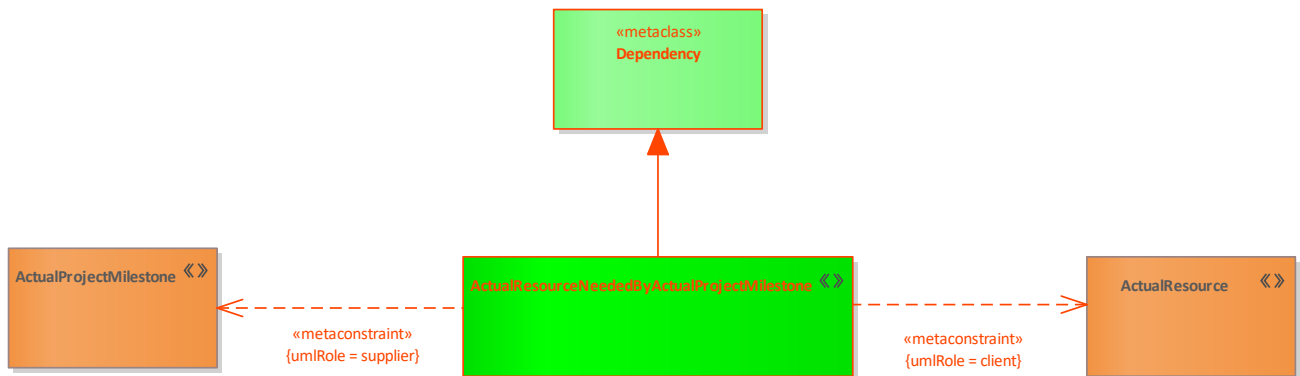


Figure 84: ActualResourceNeededByActualProjectMilestone

### Elements in Diagram

Name	Definition
<a href="#">ActualProjectMilestone</a>	An event with a start date in a ActualProject from which progress is measured.
<a href="#">ActualResource</a>	Role in an Organisation, where the role carries the authority to undertake a function - through the ActualOrganizationalResource given the role has the responsibility.
<a href="#">ActualResourceNeededByActualProjectMilestone</a>	A relationship that expresses that an actual resource is needed by actual project milestones.

### Tagged Values

### Relevant Viewpoints

- [Cr - Capability Roadmap](#)

## 3.29 ActualResourceRelationship

### Definition

An actual resource flow existing between ActualResources (i.e. flow of data, people, materiel, or energy).

### Meta Model

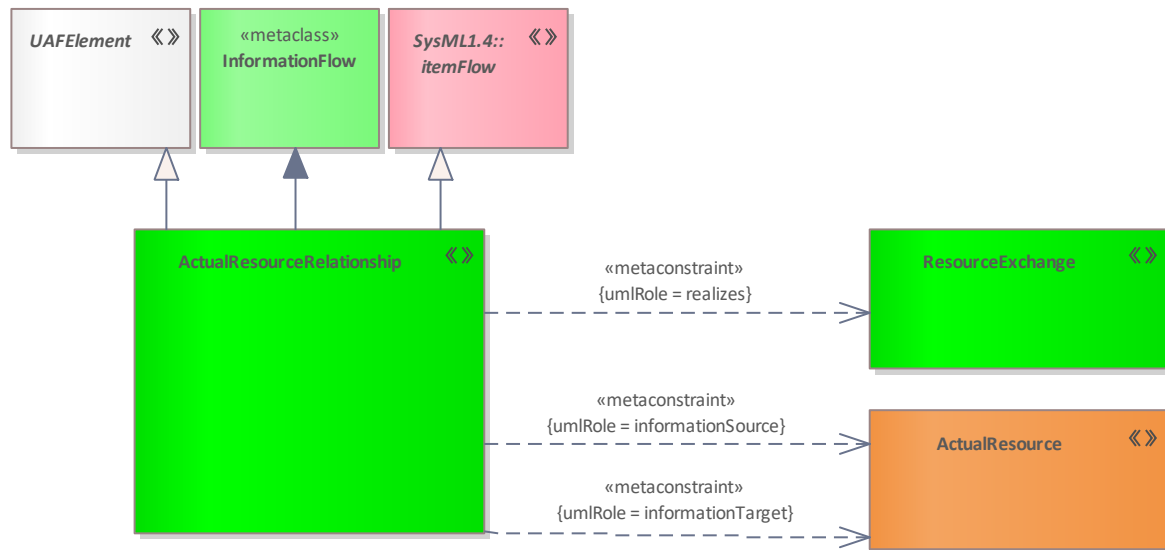


Figure 85: ActualResourceRelationship

### Elements in Diagram

Name	Definition
<a href="#">ActualResource</a>	Role in an Organisation, where the role carries the authority to undertake a function - through the ActualOrganizationalResource given the role has the responsibility.
<a href="#">ActualResourceRelationship</a>	An actual resource flow existing between ActualResources (i.e. flow of data, people, materiel, or energy).
<a href="#">ResourceExchange</a>	Asserts that a flow can exist between ResourcePerformers (i.e. flows of data, people, material, or energy).
<a href="#">UAFElement</a>	Abstract super type for all of the UAF elements. It provides a way for all of the UAF elements to have a common set of properties.

### Tagged Values

Tag Name	Valid Values
URI	String

### Relevant Viewpoints

## 3.30 ActualResourceRole

### Definition

An instance of a ResourcePerformer.

### Meta Model

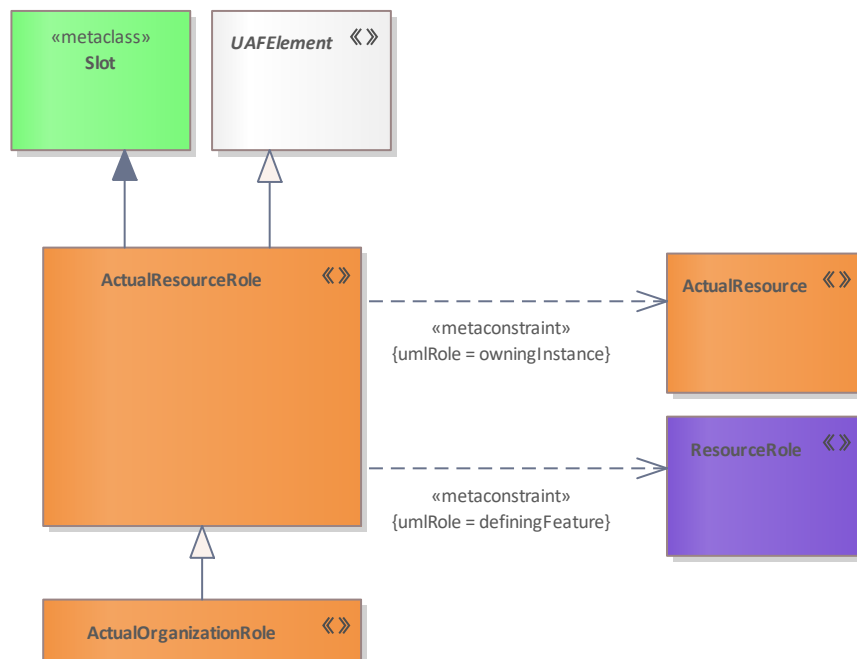


Figure 86: ActualResourceRole

### Elements in Diagram

Name	Definition
<a href="#">ActualOrganizationRole</a>	An ActualOrganizationalResource that is applied to a ResourceRole.
<a href="#">ActualResource</a>	Role in an Organisation, where the role carries the authority to undertake a function - through the ActualOrganizationalResource given the role has the responsibility.
<a href="#">ActualResourceRole</a>	An instance of a ResourcePerformer.
<a href="#">ResourceRole</a>	Usage of a ResourcePerformer in the context of another ResourcePerformer. Creates a whole-part relationship.
<a href="#">UAFAElement</a>	Abstract super type for all of the UAF elements. It provides a way for all of the UAF elements to have a common set of properties.

### Tagged Values

Tag Name	Valid Values
URI	String

### Relevant Viewpoints

## 3.31 ActualResourceToActualProjectMilestone

### Definition

A relationship that expresses that an actual resource is mapped to actual project milestones.

### Meta Model

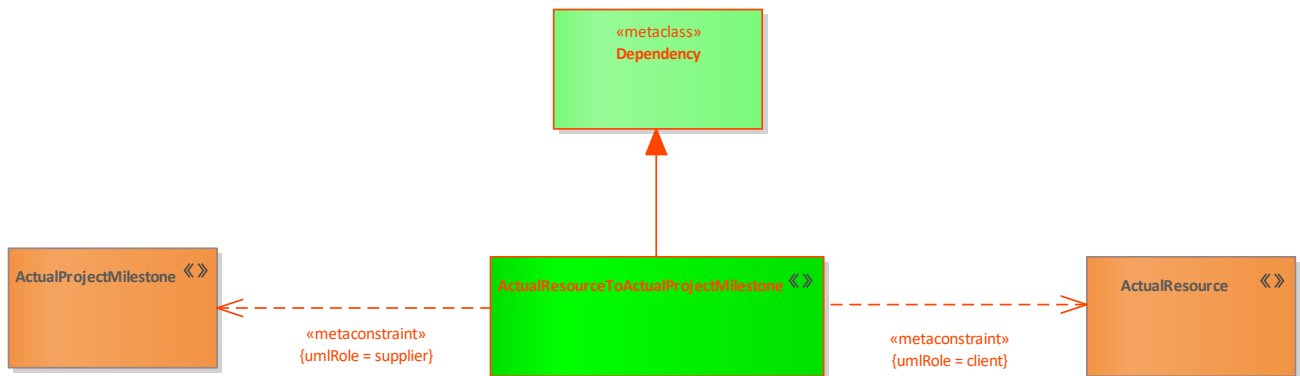


Figure 87: ActualResourceToActualProjectMilestone

### Elements in Diagram

Name	Definition
<a href="#">ActualProjectMilestone</a>	An event with a start date in a ActualProject from which progress is measured.
<a href="#">ActualResource</a>	Role in an Organisation, where the role carries the authority to undertake a function - through the ActualOrganizationalResource given the role has the responsibility.
<a href="#">ActualResourceToActualProjectMilestone</a>	A relationship that expresses that an actual resource is mapped to actual project milestones.

### Tagged Values

### Relevant Viewpoints

- [Cr - Capability Roadmap](#)

## 3.32 ActualResponsibleResource

### Definition

An abstract type grouping responsible OrganizationalResources.

### Meta Model

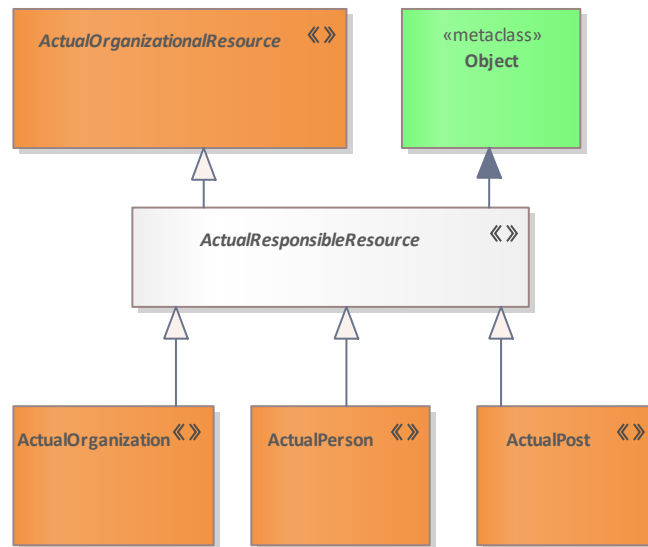


Figure 88: ActualResponsibleResource

### Elements in Diagram

Name	Definition
<a href="#">ActualOrganization</a>	An actual formal or informal organizational unit, e.g. "Driving and Vehicle Licensing Agency", "UAF team Alpha".
<a href="#">ActualOrganizationalResource</a>	Abstract element for an ActualOrganization, ActualPerson or ActualPost.
<a href="#">ActualPerson</a>	An individual human being.
<a href="#">ActualPost</a>	An actual, specific post, an instance of a Post "type" - e.g., "President of the United States of America." where the Post would be president.
<a href="#">ActualResponsibleResource</a>	An abstract type grouping responsible OrganizationalResources.

### Tagged Values

Tag Name	Valid Values
URI	String
endDate	endDate
startDate	startDate

### Relevant Viewpoints



## 3.33 ActualService

### Definition

An individual ServiceSpecification.

### Meta Model

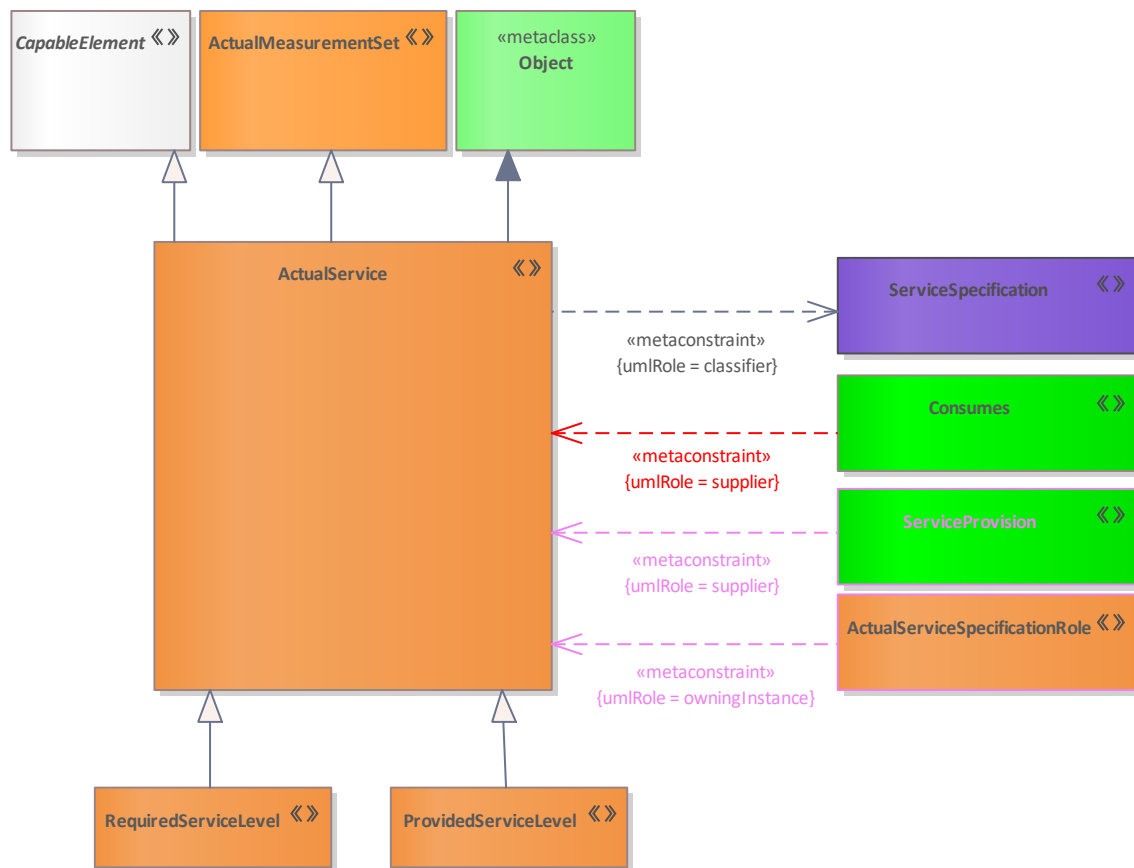


Figure 89: ActualService

### Elements in Diagram

Name	Definition
<a href="#">ActualMeasurementSet</a>	A set of ActualMeasurements.
<a href="#">ActualService</a>	An individual ServiceSpecification.
<a href="#">ActualServiceSpecificationRole</a>	An instance of a ServiceSpecification in context of a ServiceSpecification.
<a href="#">CapableElement</a>	An abstract type that represents a structural element that can perform behaviors (i.e. OperationalActivity).
<a href="#">Consumes</a>	A tuple that asserts that a service in someway contributes or assists in the execution of an OperationalActivity.
<a href="#">ProvidedServiceLevel</a>	A sub type of ActualService that details a specific service level delivered by the provider.
<a href="#">RequiredServiceLevel</a>	A sub type of ActualService that details a specific service level required of the provider.
<a href="#">ServiceProvision</a>	An assertion that a Resource delivers a Service to a specified ServiceLevel.
<a href="#">ServiceSpecification</a>	The specification of a set of functionality provided one element for the use of others.

### Tagged Values

Tag Name	Valid Values
URI	String

endDate	endDate
startDate	startDate

### Relevant Viewpoints

- [L4 - Logical Activities](#)
- [P1- Resource Types](#)
- [Sr - Service Roadmap](#)

## 3.34 ActualServiceSpecificationRole

### Definition

An instance of a ServiceSpecification in context of a ServiceSpecification.

### Meta Model

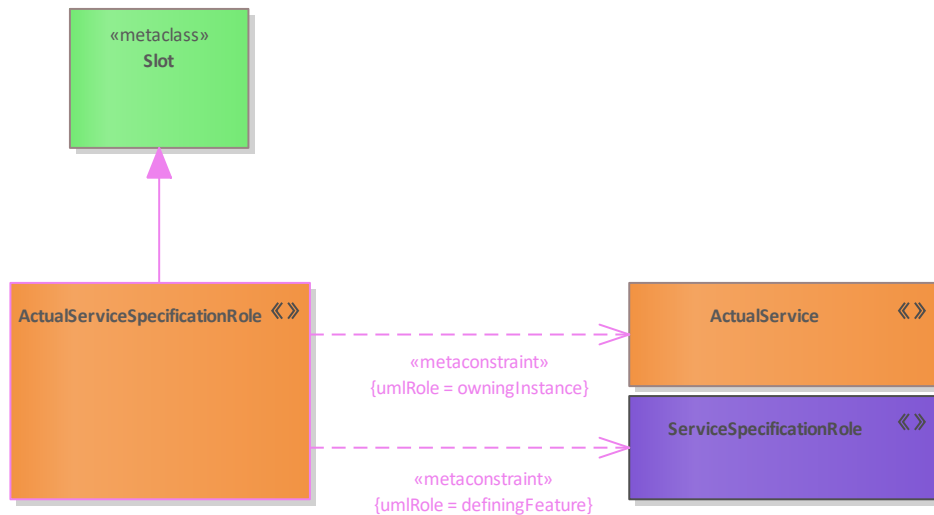


Figure 90: ActualServiceSpecificationRole

### Elements in Diagram

Name	Definition
<a href="#">ActualService</a>	An individual ServiceSpecification.
<a href="#">ActualServiceSpecificationRole</a>	An instance of a ServiceSpecification in context of a ServiceSpecification.
<a href="#">ServiceSpecificationRole</a>	An assertion that a ServiceSecification calls upon another ServiceSpecification in order to deliver its stated functionality.

### Tagged Values

### Relevant Viewpoints

## 3.35 ActualState

### Definition

Abstract element that applies temporal extent to a set of elements realized as Instance Specifications.

### Meta Model

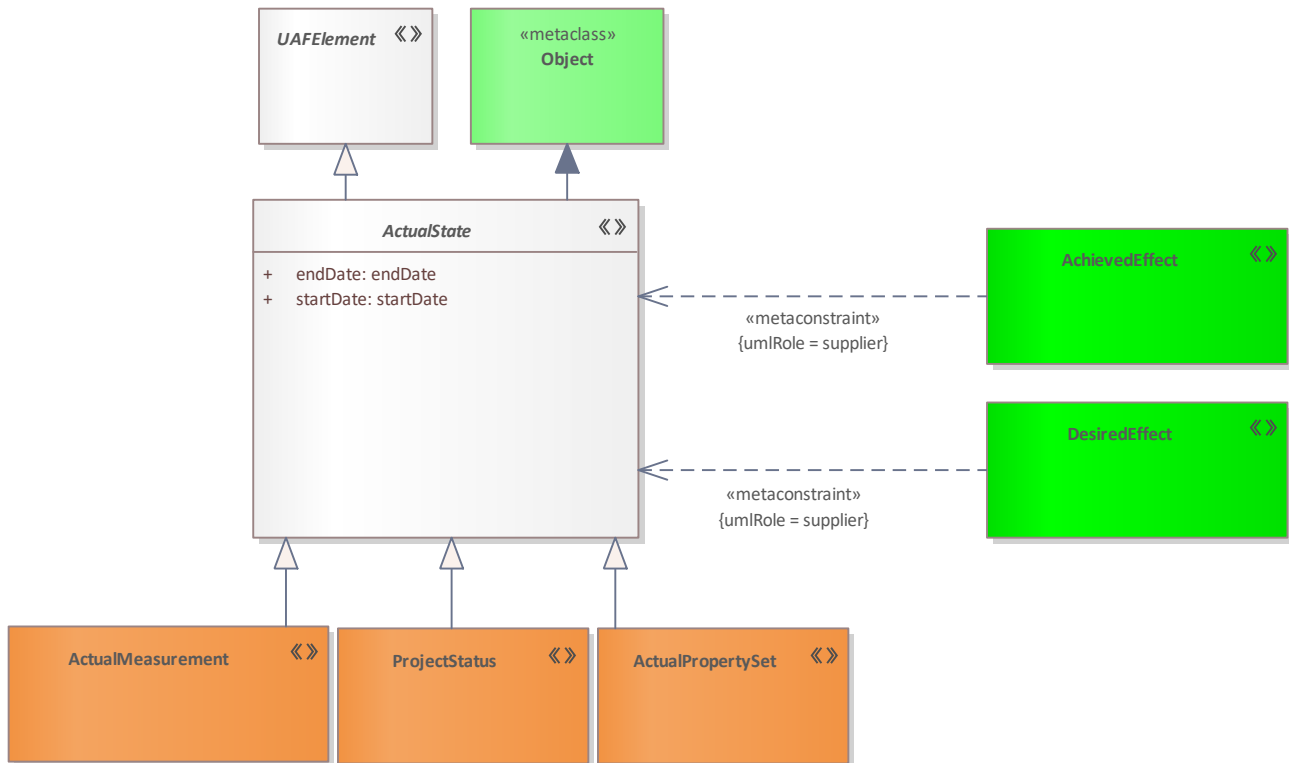


Figure 91: ActualState

### Elements in Diagram

Name	Definition
<a href="#">AchievedEffect</a>	A tuple that exists between an ActualState (e.g., observed/measured during testing) of an element that attempts to achieve a DesiredEffect and an Achiever.
<a href="#">ActualMeasurement</a>	An actual value that is applied to a Measurement.
<a href="#">ActualPropertySet</a>	A set or collection of Actual properties.
<a href="#">ActualState</a>	Abstract element that applies temporal extent to a set of elements realized as Instance Specifications.
<a href="#">DesiredEffect</a>	A tuple relating the Desirer (a Capability or OrganizationalResource) to an ActualState.
<a href="#">ProjectStatus</a>	The status (i.e. level of progress) of a ProjectTheme for an ActualProject at the time of the ActualProjectMilestone.
<a href="#">UAFElement</a>	Abstract super type for all of the UAF elements. It provides a way for all of the UAF elements to have a common set of properties.

### Tagged Values

Tag Name	Valid Values
endDate	endDate
startDate	startDate
URI	String

### Relevant Viewpoints

## 3.36 AffectedActivity

### Definition

A relationship that expresses which resource is affected by a operational activity.

### Meta Model

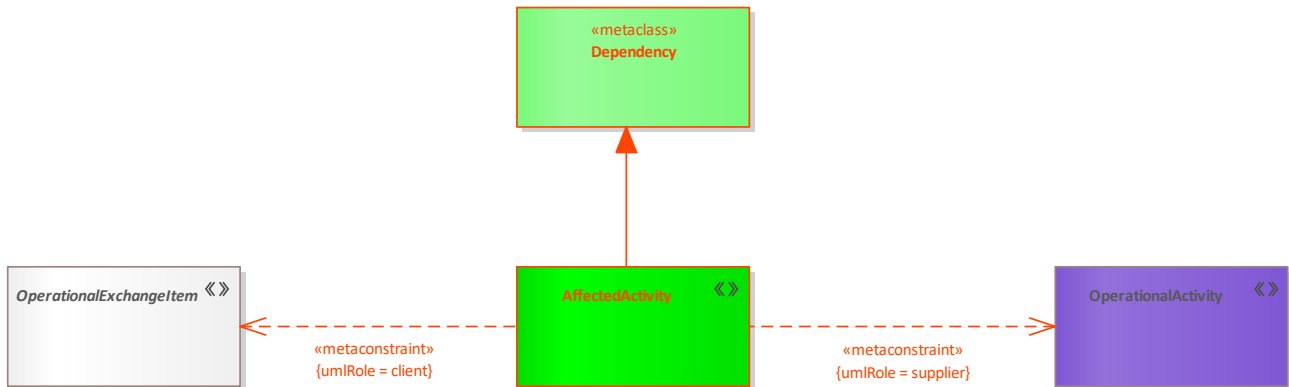


Figure 92: AffectedActivity

### Elements in Diagram

Name	Definition
<a href="#">AffectedActivity</a>	A relationship that expresses which resource is affected by a operational activity.
<a href="#">OperationalActivity</a>	An Activity that captures a logical process, specified independently of how the process is carried out.
<a href="#">OperationalExchangeItem</a>	An abstract grouping for elements that defines the types of elements that can be exchanged between OperationalPerformers and conveyed by an OperationalExchange.

### Tagged Values

### Relevant Viewpoints

- [L4 - Logical Activities](#)

## 3.37 AffectedFunctions

### Definition

A relationship that expresses which function is affected by a resource.

### Meta Model

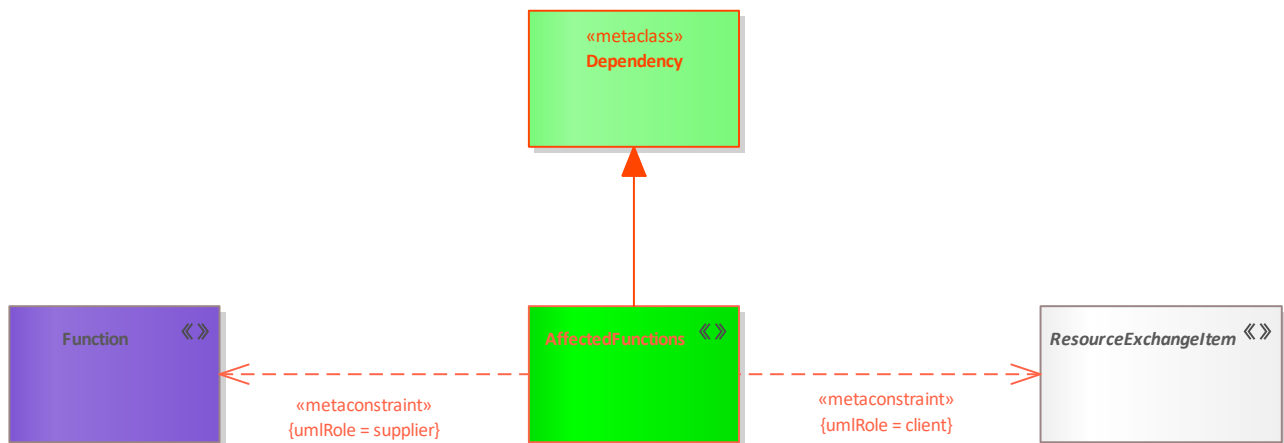


Figure 93: AffectedFunctions

### Elements in Diagram

Name	Definition
<a href="#">AffectedFunctions</a>	A relationship that expresses which function is affected by a resource.
<a href="#">Function</a>	An Activity which is specified in the context to the ResourcePerformer (human or machine) that IsCapableToPerform it.
<a href="#">ResourceExchangeItem</a>	An abstract type grouping elements that defines the types of elements that can be exchanged between ResourcePerformers and conveyed by a ResourceExchange.

### Tagged Values

### Relevant Viewpoints

- [P4 - Resource Functions](#)

## 3.38 AffectedResource

### Definition

A relationship that expresses which operational activity is affected by a resource.

### Meta Model

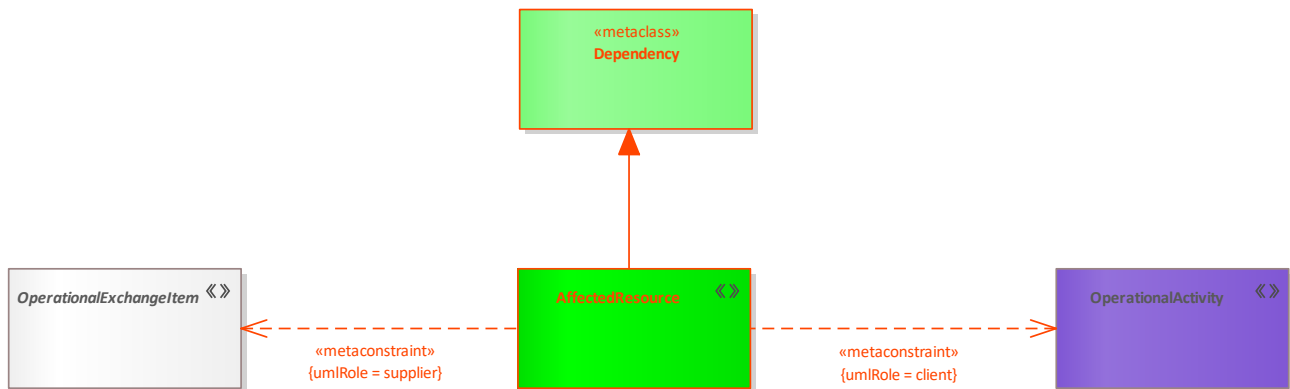


Figure 94: AffectedResource

### Elements in Diagram

Name	Definition
<a href="#">AffectedResource</a>	A relationship that expresses which operational activity is affected by a resource.
<a href="#">OperationalActivity</a>	An Activity that captures a logical process, specified independently of how the process is carried out.
<a href="#">OperationalExchangeItem</a>	An abstract grouping for elements that defines the types of elements that can be exchanged between OperationalPerformers and conveyed by an OperationalExchange.

### Tagged Values

### Relevant Viewpoints

- [L4 - Logical Activities](#)

## 3.39 Alias

### Definition

A metamodel Artifact used to define an alternative name for an element.

### Meta Model

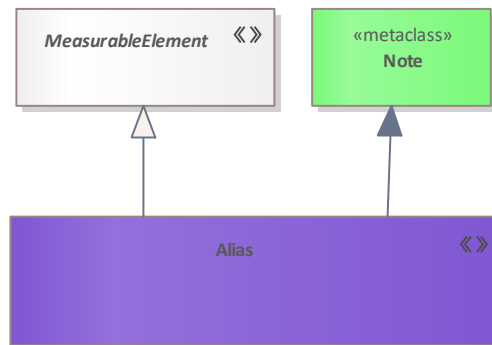


Figure 95: Alias

### Elements in Diagram

Name	Definition
<a href="#">Alias</a>	A metamodel Artifact used to define an alternative name for an element.
<a href="#">MeasurableElement</a>	Abstract type, grouping elements that can be measured by applying MeasurementSets to them.

### Tagged Values

Tag Name	Valid Values
URI	String

### Relevant Viewpoints



## 3.40 ArbitraryConnector

### Definition

Represents a visual indication of a connection used in high level operational concept diagrams.

### Meta Model

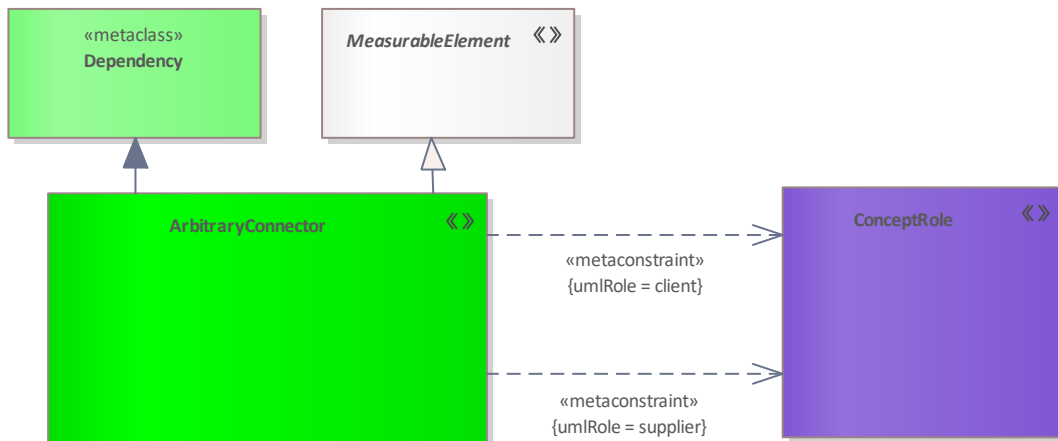


Figure 96: ArbitraryConnector

### Elements in Diagram

Name	Definition
<a href="#">ArbitraryConnector</a>	Represents a visual indication of a connection used in high level operational concept diagrams.
<a href="#">ConceptRole</a>	Usage of a ConceptItem in the context of a HighLevelOperationalConcept.
<a href="#">MeasurableElement</a>	Abstract type, grouping elements that can be measured by applying MeasurementSets to them.

### Tagged Values

Tag Name	Valid Values
URI	String

### Relevant Viewpoints

- [L2-L3 - Logical Concept Viewpoint](#)

## 3.41 ArchitecturalDescription

### Definition

An Architecture Description is a work product used to express the Architecture of some System Of Interest. It provides executive-level summary information about the architecture description in a consistent form to allow quick reference and comparison between architecture descriptions -- It includes assumptions, constraints, and limitations that may affect high-level decisions relating to an architecture-based work program.

### Meta Model

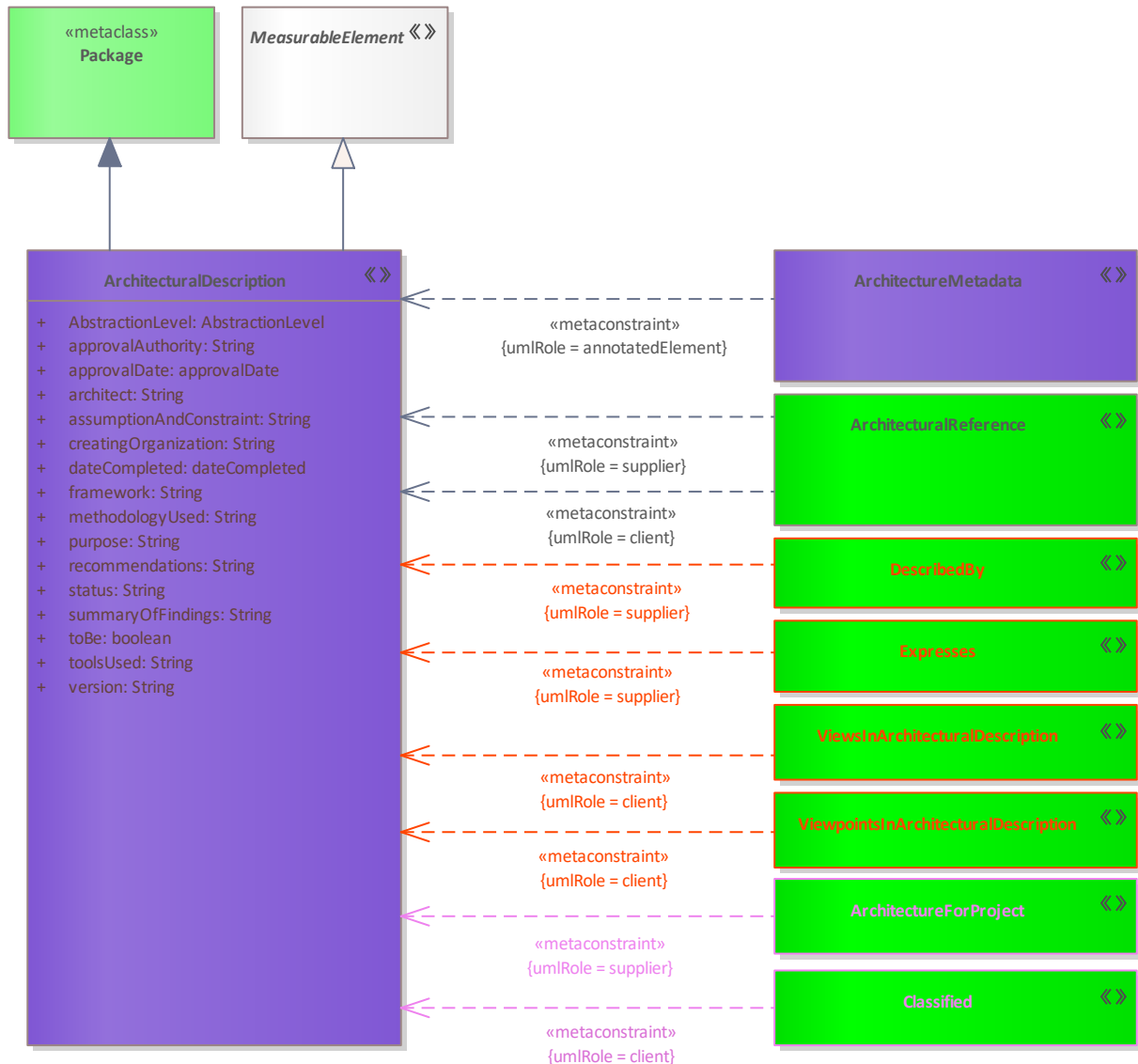


Figure 97: ArchitecturalDescription

### Elements in Diagram

Name	Definition
<a href="#">ArchitecturalDescription</a>	An Architecture Description is a work product used to express the Architecture of some System Of Interest. It provides executive-level summary information about the architecture description in a consistent form to allow quick reference and comparison bet
<a href="#">ArchitecturalReference</a>	A tuple that specifies that one architectural description refers to another.
<a href="#">ArchitectureForProject</a>	A relationship that expresses that a architectural description belongs to a actual project.
<a href="#">ArchitectureMetadata</a>	Information associated with an ArchitecturalDescription, that supplements the standard set of tags used to summarize the

Name	Definition
	Architecture. It states things like what methodology was used, notation, etc.
<a href="#">Classified</a>	Relationship that indicates which classification an element has.
<a href="#">DescribedBy</a>	A relationship that expresses that an architectural description describes an architecture.
<a href="#">Expresses</a>	A relationship that expresses that an architectural description includes the following architectures.
<a href="#">MeasurableElement</a>	Abstract type, grouping elements that can be measured by applying MeasurementSets to them.
<a href="#">ViewpointsInArchitecturalDescription</a>	A relationship that expresses that an architectural description includes the following viewpoints.
<a href="#">ViewsInArchitecturalDescription</a>	A relationship that expresses that an architectural description includes the following views.

## Tagged Values

Tag Name	Valid Values
AbstractionLevel	not set, 0, 1, 2, 3, 4, 5, 6, R
approvalAuthority	String
approvalDate	approvalDate
architect	String
assumptionAndConstraint	String
creatingOrganization	String
dateCompleted	dateCompleted
framework	String
methodologyUsed	String
purpose	String
recommendations	String
status	String
summaryOfFindings	String
toBe	boolean
toolsUsed	String
version	String
URI	String

## Relevant Viewpoints

- [A1 - Meta-Data Definitions](#)
- [A3 - Architecture Correspondence](#)
- [A6 - Architecture Versions](#)
- [Ar - Architecture Roadmap](#)
- [Lr - Lines of Development](#)

## 3.42 ArchitecturalReference

### Definition

A tuple that specifies that one architectural description refers to another.

### Meta Model

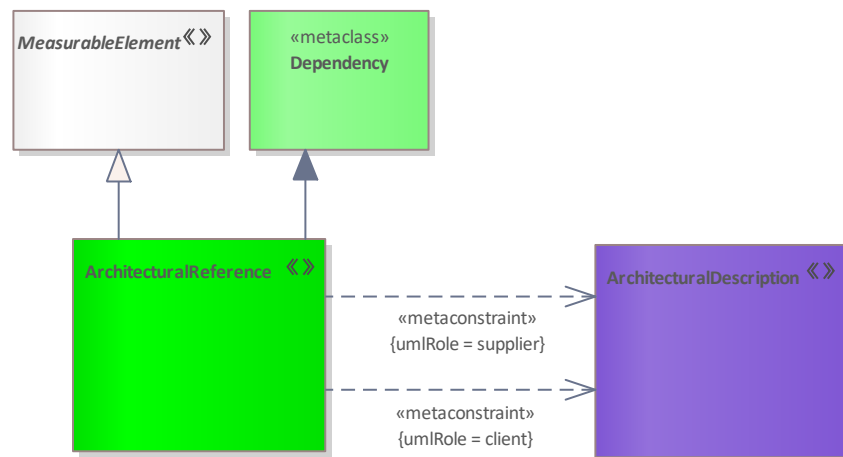


Figure 98: ArchitecturalReference

### Elements in Diagram

Name	Definition
<a href="#">ArchitecturalDescription</a>	An Architecture Description is a work product used to express the Architecture of some System Of Interest. It provides executive-level summary information about the architecture description in a consistent form to allow quick reference and comparison bet
<a href="#">ArchitecturalReference</a>	A tuple that specifies that one architectural description refers to another.
<a href="#">MeasurableElement</a>	Abstract type, grouping elements that can be measured by applying MeasurementSets to them.

### Tagged Values

Tag Name	Valid Values
URI	String

### Relevant Viewpoints

- [A3 - Architecture Correspondence](#)

## 3.43 ArchitecturalSequence

### Definition

A relationship that specifies that one architectural description is the successor of another.

### Meta Model

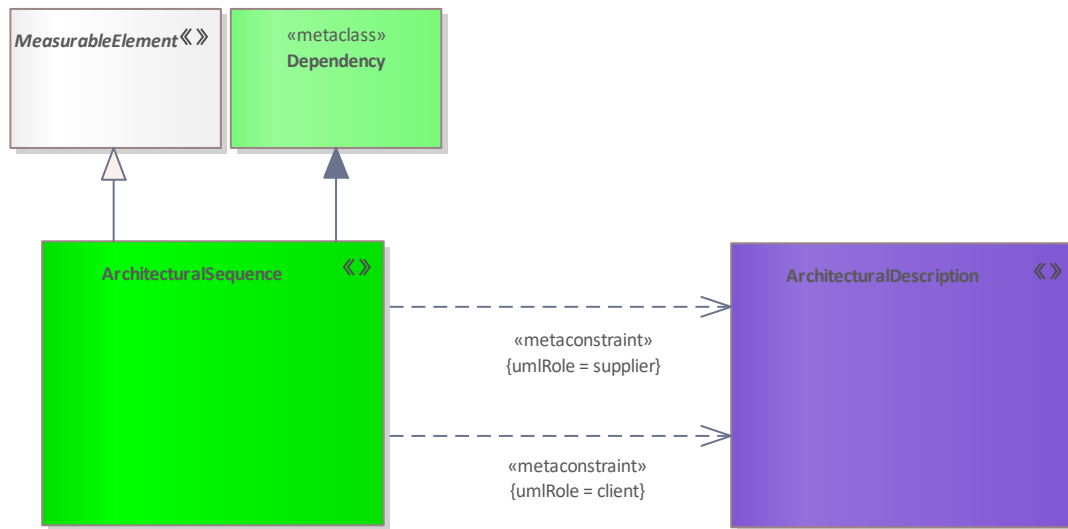


Figure 99: ArchitecturalSequence

### Elements in Diagram

Name	Definition
<a href="#">ArchitecturalDescription</a>	An Architecture Description is a work product used to express the Architecture of some System Of Interest. It provides executive-level summary information about the architecture description in a consistent form to allow quick reference and comparison bet
<a href="#">ArchitecturalSequence</a>	A relationship that specifies that one architectural description is the successor of another.
<a href="#">MeasurableElement</a>	Abstract type, grouping elements that can be measured by applying MeasurementSets to them.

### Tagged Values

Tag Name	Valid Values
URI	String

### Relevant Viewpoints

- [A6 - Architecture Versions](#)
- [Ar - Architecture Roadmap](#)

## 3.44 Architecture

### Definition

An abstract type that represents a generic architecture. Subtypes are OperationalArchitecture and ResourceArchitecture.

### Meta Model

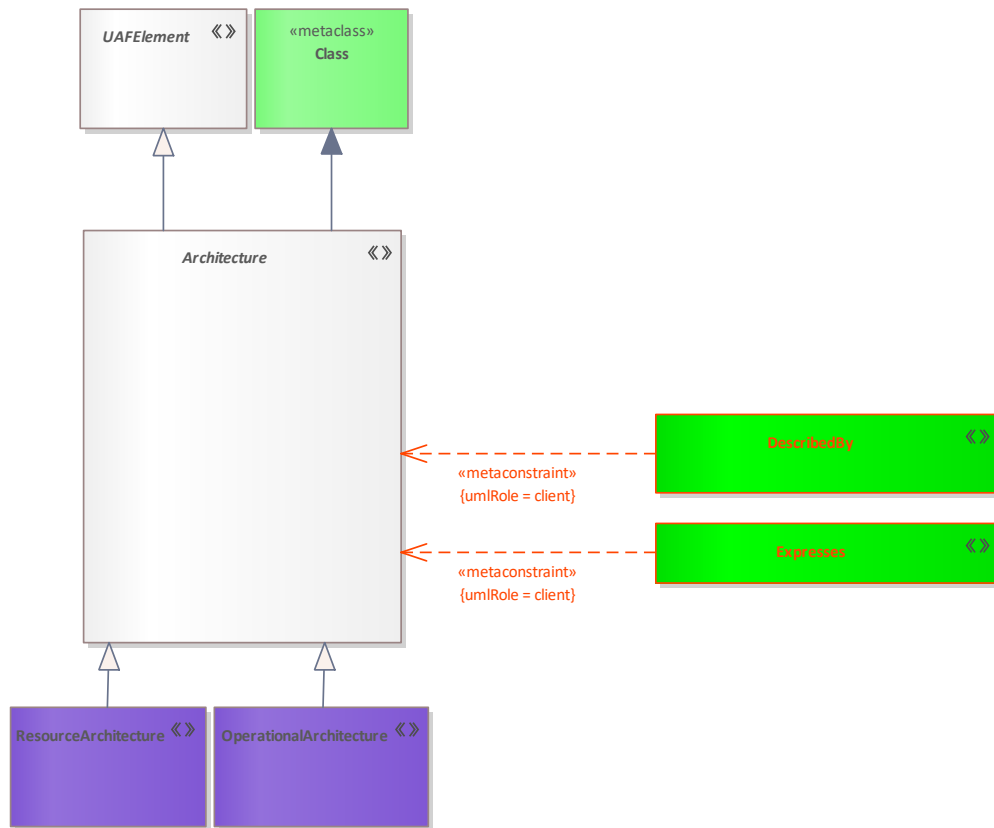


Figure 100: Architecture

### Elements in Diagram

Name	Definition
<a href="#">Architecture</a>	An abstract type that represents a generic architecture. Subtypes are OperationalArchitecture and ResourceArchitecture.
<a href="#">DescribedBy</a>	A relationship that expresses that an architectural description describes an architecture.
<a href="#">Expresses</a>	A relationship that expresses that an architectural description includes the following architectures.
<a href="#">OperationalArchitecture</a>	A type used to denote a model of the Architecture, described from the Operational perspective.
<a href="#">ResourceArchitecture</a>	A type used to denote a model of the Architecture, described from the ResourcePerformer perspective.
<a href="#">UAFElement</a>	Abstract super type for all of the UAF elements. It provides a way for all of the UAF elements to have a common set of properties.

### Tagged Values

Tag Name	Valid Values
AbstractionLevel	not set, 0, 1, 2, 3, 4, 5, 6, R
URI	String

### Relevant Viewpoints

## 3.45 ArchitectureForProject

### Definition

A relationship that expresses that a architectural description belongs to a actual project.

### Meta Model

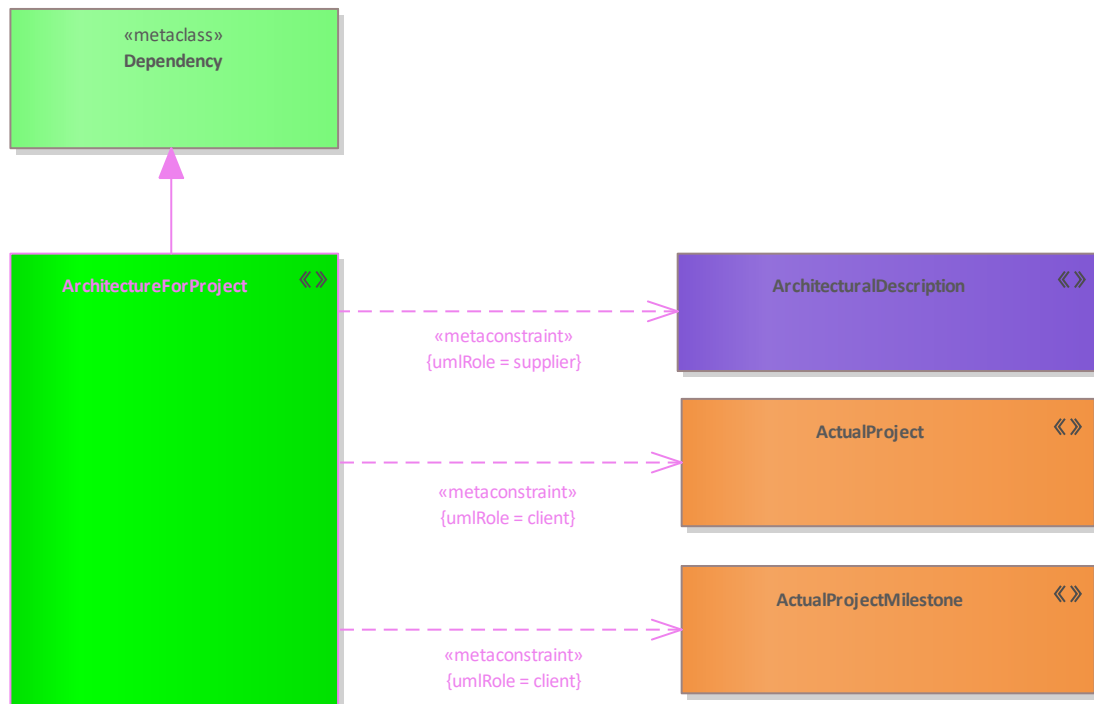


Figure 101: ArchitectureForProject

### Elements in Diagram

Name	Definition
<a href="#">ActualProject</a>	A time-limited endeavor to provide a specific set of ActualResource that meet specific Capability needs.
<a href="#">ActualProjectMilestone</a>	An event with a start date in a ActualProject from which progress is measured.
<a href="#">ArchitecturalDescription</a>	An Architecture Description is a work product used to express the Architecture of some System Of Interest. It provides executive-level summary information about the architecture description in a consistent form to allow quick reference and comparison bet
<a href="#">ArchitectureForProject</a>	A relationship that expresses that a architectural description belongs to a actual project.

### Tagged Values

#### Relevant Viewpoints

- [A1 - Meta-Data Definitions](#)
- [Lr - Lines of Development](#)

## 3.46 ArchitectureMetadata

### Definition

Information associated with an ArchitecturalDescription, that supplements the standard set of tags used to summarize the Architecture. It states things like what methodology was used, notation, etc.

### Meta Model

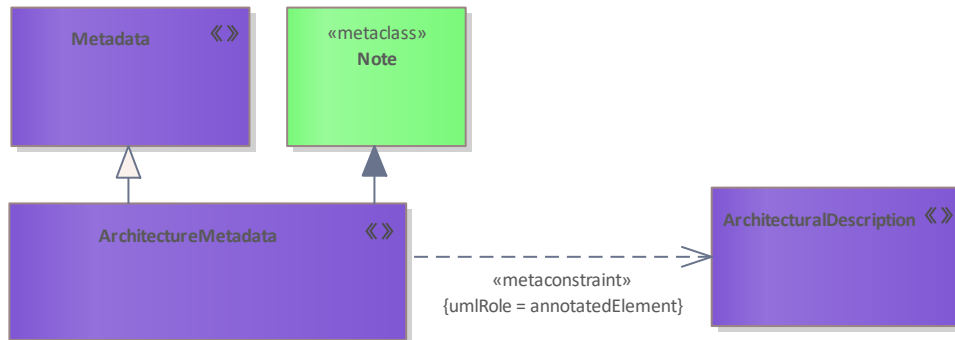


Figure 102: ArchitectureMetadata

### Elements in Diagram

Name	Definition
<a href="#">ArchitecturalDescription</a>	An Architecture Description is a work product used to express the Architecture of some System Of Interest. It provides executive-level summary information about the architecture description in a consistent form to allow quick reference and comparison bet
<a href="#">ArchitectureMetadata</a>	Information associated with an ArchitecturalDescription, that supplements the standard set of tags used to summarize the Architecture. It states things like what methodology was used, notation, etc.
<a href="#">Metadata</a>	A comment that can be applied to any element in the architecture. The attributes associated with this element details the relationship between the element and its related dublinCoreElement, metaDataScheme, category and name. This allows the element to be

### Tagged Values

Tag Name	Valid Values
category	String
dublinCoreElement	String
metaDataScheme	String
name	String
URI	String

### Relevant Viewpoints

- [A1 - Meta-Data Definitions](#)



## 3.47 Asset

### Definition

Asset as applied to Security views, an abstract type that indicates the types of elements that can be considered as a subject for security analysis.

### Meta Model

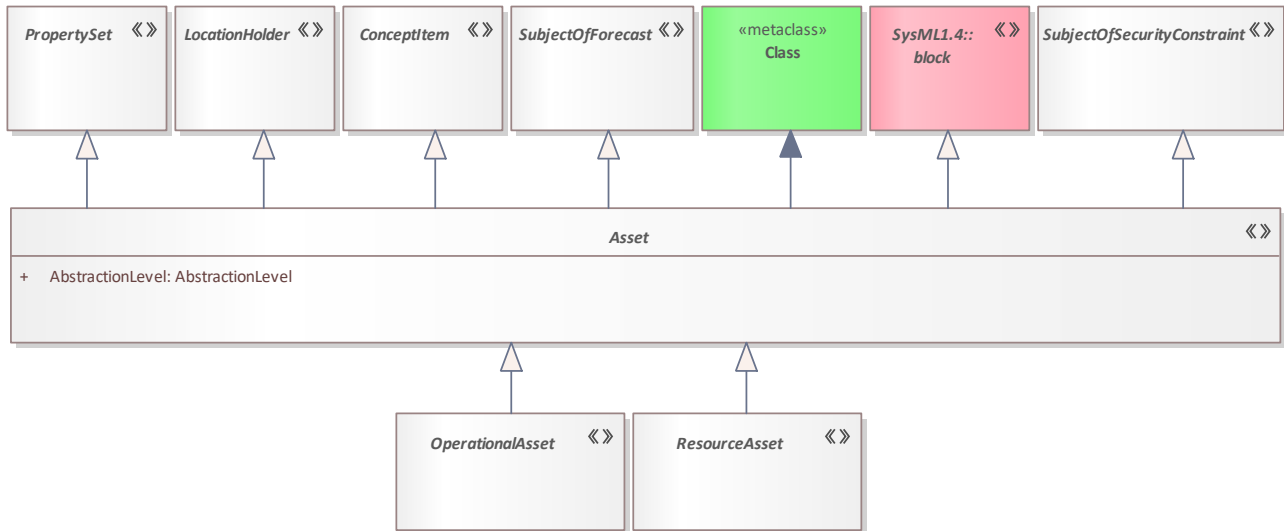


Figure 103: Asset

### Elements in Diagram

Name	Definition
<a href="#">Asset</a>	Asset as applied to Security views, an abstract type that indicates the types of elements that can be considered as a subject for security analysis.
<a href="#">ConceptItem</a>	Abstract, an item which may feature in a HighLevelOperationalConcept.
<a href="#">LocationHolder</a>	Abstract type, used to group elements that are allowed to be associated with a Location.
<a href="#">OperationalAsset</a>	An abstract element used to group the elements of OperationalAgent and InformationElement allowing them to own InformationRoles.
<a href="#">PropertySet</a>	An abstract type grouping architectural elements that can own Measurements.
<a href="#">ResourceAsset</a>	An abstract element used to group the elements of ResourcePerformer and DataElement allowing them to own DataRoles
<a href="#">SubjectOfForecast</a>	An abstract type grouping elements that can be the subject of a Forecast.
<a href="#">SubjectOfSecurityConstraint</a>	An abstract grouping of elements that can be the subject of a SecurityConstraint. Element is not used in the current version of the framework and reserved for future developments.

### Tagged Values

Tag Name	Valid Values
AbstractionLevel	not set, 0, 1, 2, 3, 4, 5, 6, R
URI	String

### Relevant Viewpoints

## 3.48 AssetRole

### Definition

AssetRole as applied to Security views, an abstract element that indicates the type of elements that can be considered as a subject for security analysis in the particular context (currently no security viewpoints in the framework).

### Meta Model

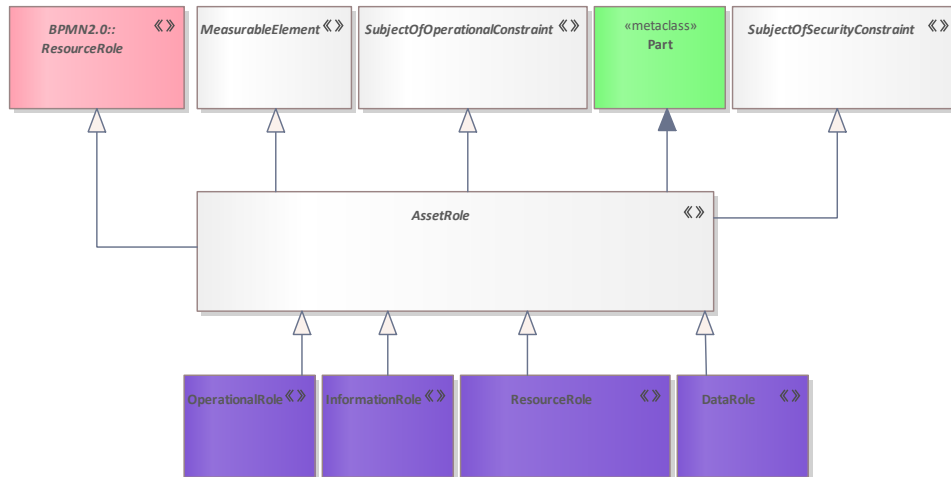


Figure 104: AssetRole

### Elements in Diagram

Name	Definition
<a href="#">AssetRole</a>	AssetRole as applied to Security views, an abstract element that indicates the type of elements that can be considered as a subject for security analysis in the particular context (currently no security viewpoints in the framework).
<a href="#">DataRole</a>	A usage of DataElement that exists in the context of an ResourceAsset. It also allows the representation of the whole-part aggregation of DataElements.
<a href="#">InformationRole</a>	A usage of InformationElement that exists in the context of an OperationalAsset. It also allows the representation of the whole-part aggregation of InformationElements.
<a href="#">MeasurableElement</a>	Abstract type, grouping elements that can be measured by applying MeasurementSets to them.
<a href="#">OperationalRole</a>	Usage of a OperationalPerformer or OperationalArchitecture in the context of another OperationalPerformer or OperationalArchitecture. Creates a whole-part relationship.
<a href="#">ResourceRole</a>	Usage of a ResourcePerformer in the context of another ResourcePerformer. Creates a whole-part relationship.
<a href="#">SubjectOfOperationalConstraint</a>	An abstract type grouping elements that can be the subject of an OperationalConstraint.
<a href="#">SubjectOfSecurityConstraint</a>	An abstract grouping of elements that can be the subject of a SecurityConstraint.  Element is not used in the current version of the framework and reserved for future developments.

### Tagged Values

Tag Name	Valid Values
URI	String

### Relevant Viewpoints

## 3.49 BoundaryCondition

### Definition

A relationship that expresses which environment is relevant to an resource exchange.

### Meta Model

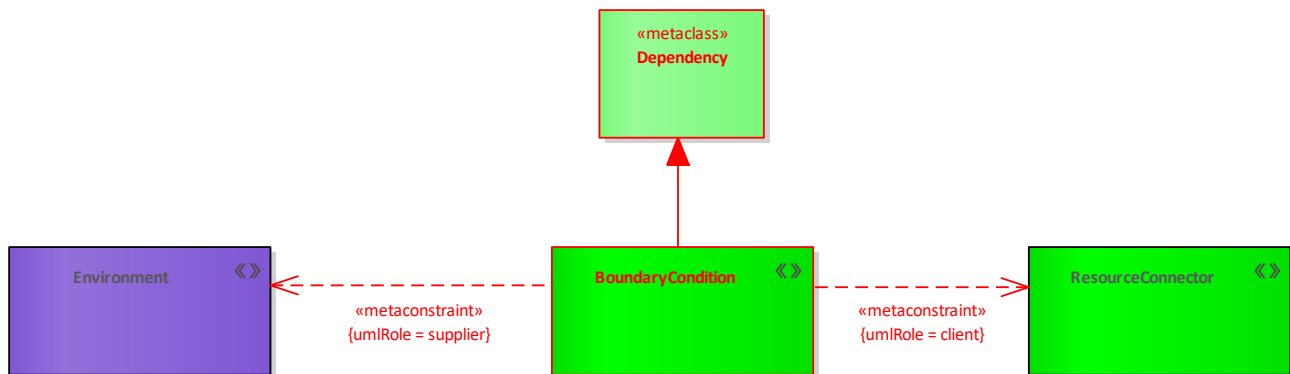


Figure 105: BoundaryCondition

### Elements in Diagram

Name	Definition
<a href="#">BoundaryCondition</a>	A relationship that expresses which environment is relevant to an resource exchange.
<a href="#">Environment</a>	A definition of the environmental factors in which something exists or functions. The definition of an Environment element can be further defined using EnvironmentKind.
<a href="#">ResourceConnector</a>	A channel for exchange between two ResourceRoles.

### Tagged Values

### Relevant Viewpoints

- [P3 - Resource Connectivity](#)

## 3.50 BusinessProcess

### Definition

An abstract type that represents a behavior or process (i.e. a Function or OperationalActivity) that can be performed by a Performer.

### Meta Model

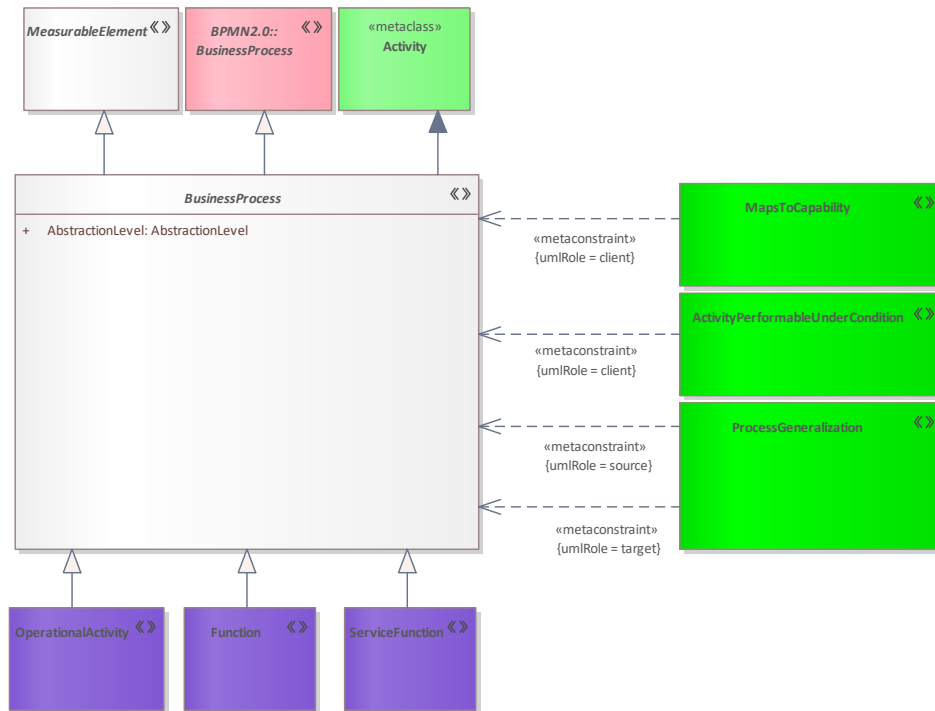


Figure 106: BusinessProcess

### Elements in Diagram

Name	Definition
<a href="#">ActivityPerformableUnderCondition</a>	The ActualCondition under which an Activity is performed.
<a href="#">BusinessProcess</a>	An abstract type that represents a behavior or process (i.e. a Function or OperationalActivity) that can be performed by a Performer.
<a href="#">Function</a>	An Activity which is specified in the context to the ResourcePerformer (human or machine) that IsCapableToPerform it.
<a href="#">MapsToCapability</a>	A tuple denoting that an Activity contributes to providing a Capability.
<a href="#">MeasurableElement</a>	Abstract type, grouping elements that can be measured by applying MeasurementSets to them.
<a href="#">OperationalActivity</a>	An Activity that captures a logical process, specified independently of how the process is carried out.
<a href="#">ProcessGeneralization</a>	A ProcessGeneralization is a taxonomic relationship between a more general Process and a more specific Process.
<a href="#">ServiceFunction</a>	An Activity that describes the abstract behavior of ServiceSpecifications, regardless of the actual implementation.

### Tagged Values

Tag Name	Valid Values
AbstractionLevel	not set, 0, 1, 2, 3, 4, 5, 6, R
URI	String

### Relevant Viewpoints

## 3.51 BWRequirement

### Definition

Abstract base class for requirements.

### Meta Model



Figure 107: BWRequirement

### Elements in Diagram

Name	Definition
<a href="#">BWRequirement</a>	Abstract base class for requirements.
<a href="#">Checks</a>	Relation that shows that an acceptance criterion (FitCriterion) is valid for a functional or non-functional requirement.
<a href="#">ConflictsWith</a>	Relation that represents a conflict between two requirements.
<a href="#">DerivedFrom</a>	Relation that shows that a functional or non-functional requirement is based on a process, role and task carrier, information element or other element.
<a href="#">FunctionalRequirement</a>	The element represents a functional requirement (what should the system / software be able to do?).
<a href="#">IsDuplicateOf</a>	Relation that represents that two requirements convey the same content.
<a href="#">NonfunctionalRequirement</a>	The element represents a non-functional requirement (how should the system / software be able to do something?).
<a href="#">PartOfCategory</a>	This relation states that his functional or non-functional requirement belongs to a category (RequirementCategory) of the requirements catalog.
<a href="#">RealiseRequirement</a>	Relation states that a functional or non-functional requirement is realized through this element.
<a href="#">Refines</a>	Relation that represents a refinement of a requirement by another requirement.

Name	Definition
<a href="#">Replaces</a>	Relation that represents a replacement of a requirement with another requirement.
<a href="#">Requires</a>	Relation that represents that a requirement assumes another requirement.
<a href="#">ToBeRealizedBy</a>	Relation states that a functional or non-functional requirement should be realized through this element.

## Tagged Values

Tag Name	Valid Values
Afo_ID	String
AG_ID	String
Akteur	String
Aktivität	String
Anforderung manuell	boolean
Anforderungsart	String
Ansprechpartner	String
Bemerkung	String
Bezug	String
Detailstufe	int
Freitext	String
Gewicht (absolut)	float
Hinweis	String
Kategorie	String
Kritikalität	String
Markierung	boolean
Nachweisart	String
Object und Ergänzungen	String
Objectid	String
Operative Bewertung	String
Phasen	String
Position	int
Priorität Vergabe	String
Projektrolle	String
Prozesswort	String
QS_Status	String
Qualität	String
Randbedingung	String
Rang	int
Regelungen	String
Singular	boolean
Status	String
Subjekt	String
Text	String
Titelsperre	boolean
Uuid	String
Verbindlichkeit	String
Vererbung	String
Zu	boolean

## Relevant Viewpoints

## 3.52 Capability

### Definition

A high level specification of the enterprise's ability to execute a specified course of action.

### Meta Model

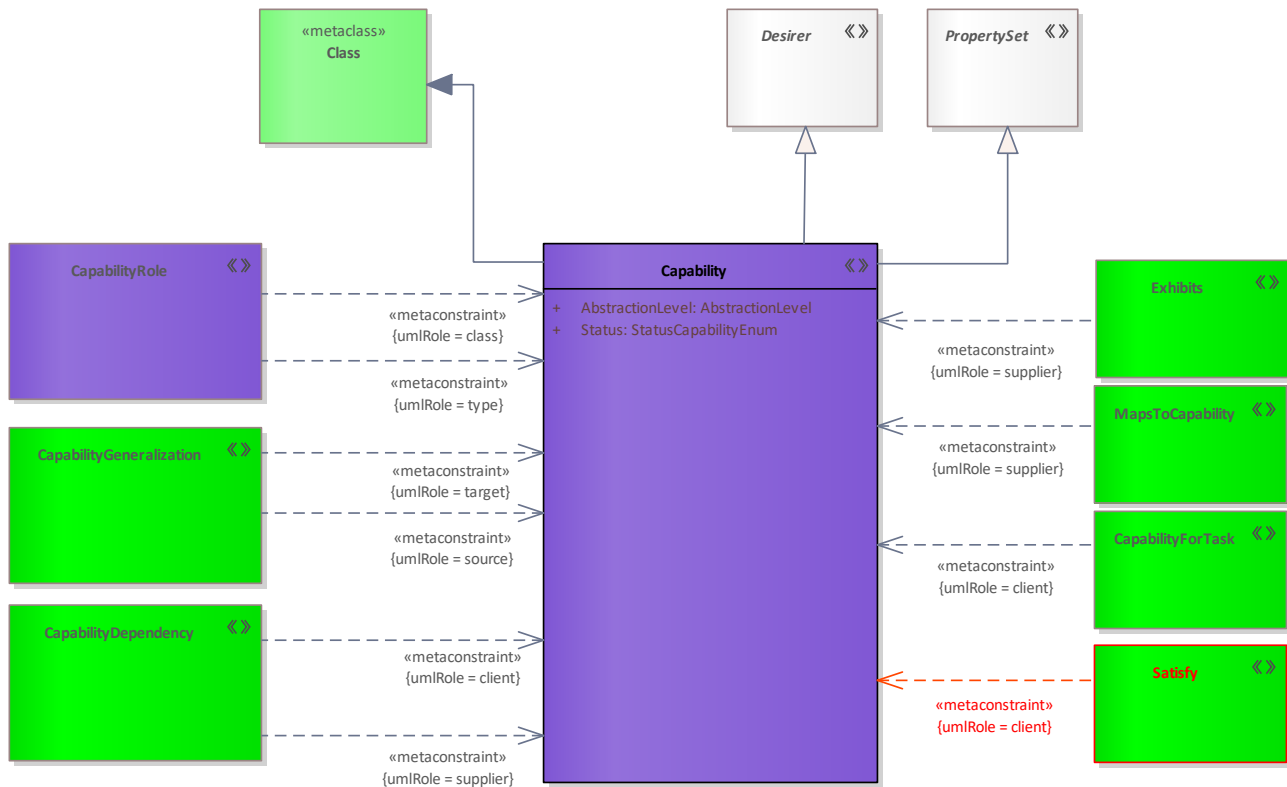


Figure 108: Capability

### Elements in Diagram

Name	Definition
<a href="#">Capability</a>	A high level specification of the enterprise's ability to execute a specified course of action.
<a href="#">CapabilityDependency</a>	A tuple that asserts that one Capability is dependent from another.
<a href="#">CapabilityForTask</a>	A tuple that asserts that a Capability is required in order for an Enterprise to conduct a phase of an EnduringTask.
<a href="#">CapabilityGeneralization</a>	A CapabilityGeneralization is a taxonomic relationship between a more general Capability and a more specific Capability.
<a href="#">CapabilityRole</a>	A high level specification of the enterprise's ability to execute a specified course of action.
<a href="#">Desirer</a>	Abstract type used to group architecture elements that might desire a particular effect.
<a href="#">Exhibits</a>	A tuple that exists between a CapableElement and a Capability that it meets under specific environmental conditions.
<a href="#">MapsToCapability</a>	A tuple denoting that an Activity contributes to providing a Capability.
<a href="#">PropertySet</a>	An abstract type grouping architectural elements that can own Measurements.
<a href="#">Satisfy</a>	This relation states that an constraint affects an element.

### Tagged Values

Tag Name	Valid Values
AbstractionLevel	not set, 0, 1, 2, 3, 4, 5, 6, R
Status	Schwarz, Rot, Orange, Gelb, Grün, not set

URI	String
-----	--------

### Relevant Viewpoints

- [C1 - Capability Taxonomy](#)
- [C1-S1 - Capability to Service Mapping](#)
- [C2 - Enterprise Vision](#)
- [C3 - Capability Dependencies](#)
- [C4 - Standard Processes](#)
- [C5 - Effects](#)
- [C7 - Performance Parameters](#)
- [Cr - Capability Roadmap](#)



## 3.53 CapabilityConfiguration

### Definition

A composite structure representing the physical and human resources (and their interactions) in an enterprise, assembled to meet a capability).

### Meta Model

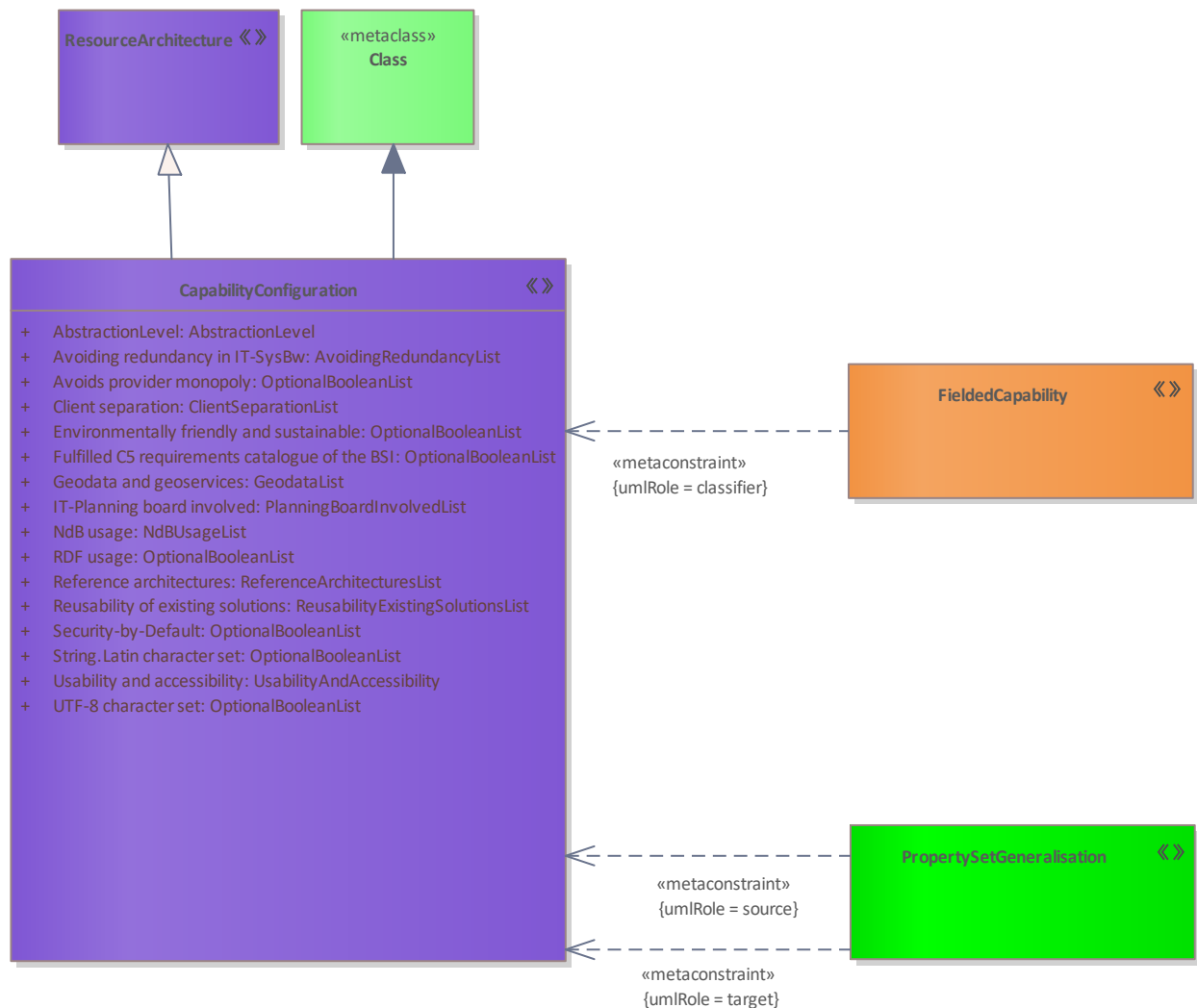


Figure 109: CapabilityConfiguration

### Elements in Diagram

Name	Definition
<a href="#">CapabilityConfiguration</a>	A composite structure representing the physical and human resources (and their interactions) in an enterprise, assembled to meet a capability).
<a href="#">FieldedCapability</a>	An individual, fully-realized capability.
<a href="#">PropertySetGeneralisation</a>	A PropertySetGeneralization is a taxonomic relationship between a more general PropertySet and a more specific PropertySet.
<a href="#">ResourceArchitecture</a>	A type used to denote a model of the Architecture, described from the ResourcePerformer perspective.

### Tagged Values

Tag Name	Valid Values
AbstractionLevel	not set, 0, 1, 2, 3, 4, 5, 6, R
Avoiding redundancy in IT-SysBw	gegeben, nicht gegeben (bewusst), nicht gegeben (Harmonisierung geplant), keine Relevanz, not set

Avoids provider monopoly	Ja, Nein, keine Relevanz, not set
Client separation	Rechte- und Rollenmanagement, dedizierte virtuelle Server, dedizierte Plattenpartitionen, dedizierte virtuelle LANs, unterschiedliche Verschlüsselung in den Datenbereichen, physische Trennung, keine, keine Relevanz, not set
Environmentally friendly and sustainable	Ja, Nein, keine Relevanz, not set
Fulfilled C5 requirements catalogue of the BSI	Ja, Nein, keine Relevanz, not set
Geodata and geoservices	Standard-konform, nicht Standard-konform, keine Relevanz, not set
IT-Planning board involved	Ja (Einbindung erfolgt), Nein (Einbindung nicht erfolgt), nicht erforderlich, keine Relevanz, not set
NdB usage	Ja (entsprechend vorgesehener Art und Weise), Ja (mit Abweichungen), Nein, keine Relevanz, not set
RDF usage	Ja, Nein, keine Relevanz, not set
Reference architectures	berücksichtigt, nicht berücksichtigt, teilweise berücksichtigt, keine verfügbar, keine Relevant, not set
Reusability of existing solutions	Ja, teilweise Wiederverwendung, keine Wiederverwendung, keine Lösungen vorhanden, keine Relevanz, not set
Security-by-Default	Ja, Nein, keine Relevanz, not set
String.Latin character set	Ja, Nein, keine Relevanz, not set
Usability and accessibility	Ja, Nein, nur benutzerfreundlich, nur barrierefrei, keine Relevanz, not set
UTF-8 character set	Ja, Nein, keine Relevanz, not set
materialPlanningNumber	
URI	String

### Relevant Viewpoints

- [C5 - Effects](#)
- [Cr - Capability Roadmap](#)
- [L2-L3 - Logical Concept Viewpoint](#)
- [L3 - Node Interaction](#)
- [Lr - Lines of Development](#)
- [P1- Resource Types](#)
- [P2 - Resource Structure](#)
- [P3 - Resource Connectivity](#)
- [Rr - Requirement Realization](#)
- [S2 - Service Structure](#)

## 3.54 CapabilityDependency

### Definition

A tuple that asserts that one Capability is dependent from another.

### Meta Model

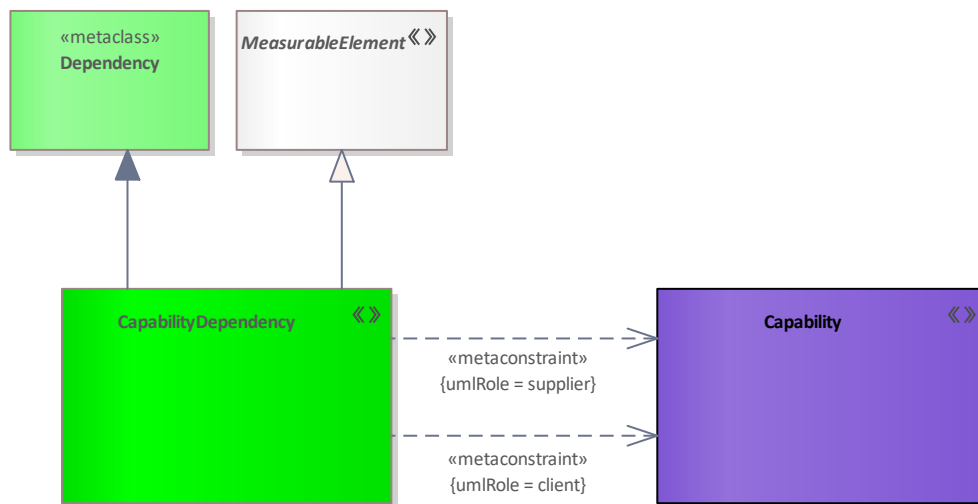


Figure 110: CapabilityDependency

### Elements in Diagram

Name	Definition
<a href="#">Capability</a>	A high level specification of the enterprise's ability to execute a specified course of action.
<a href="#">CapabilityDependency</a>	A tuple that asserts that one Capability is dependent from another.
<a href="#">MeasurableElement</a>	Abstract type, grouping elements that can be measured by applying MeasurementSets to them.

### Tagged Values

Tag Name	Valid Values
URI	String

### Relevant Viewpoints

- [C3 - Capability Dependencies](#)

## 3.55 CapabilityForTask

### Definition

A tuple that asserts that a Capability is required in order for an Enterprise to conduct a phase of an EnduringTask.

### Meta Model

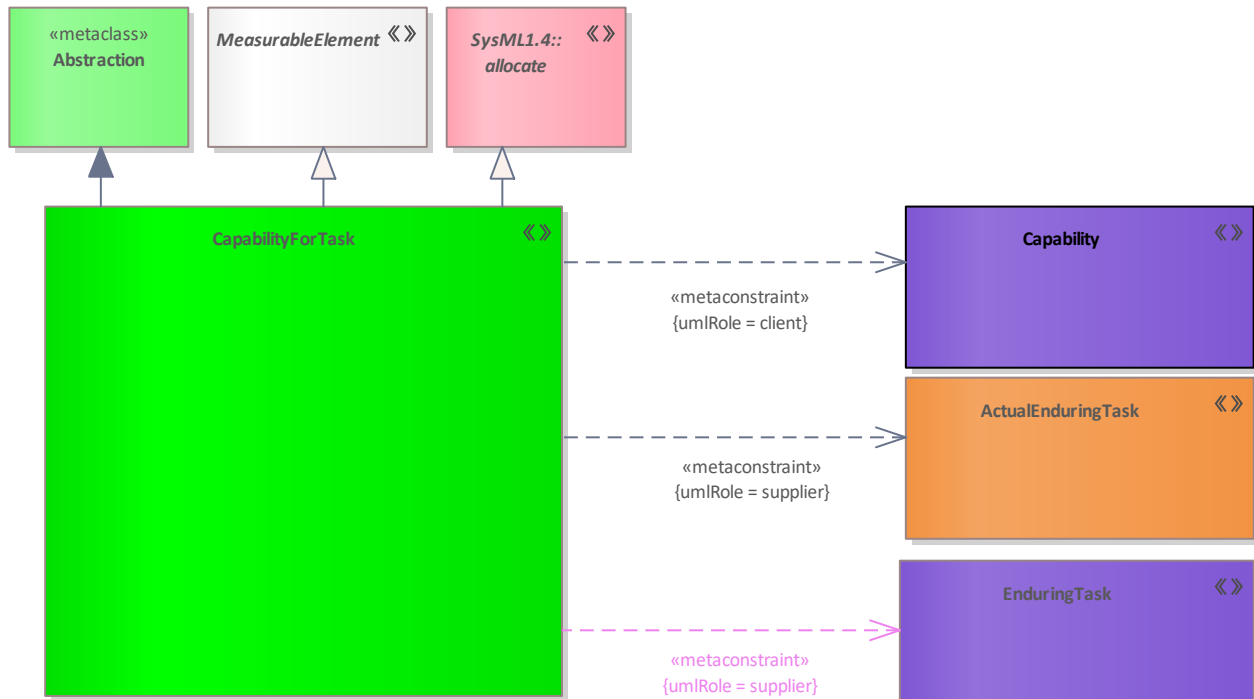


Figure 111: CapabilityForTask

### Elements in Diagram

Name	Definition
<a href="#">ActualEnduringTask</a>	An actual undertaking recognized by an enterprise as being essential to achieving its goals - i.e. a strategic specification of what the enterprise does.
<a href="#">Capability</a>	A high level specification of the enterprise's ability to execute a specified course of action.
<a href="#">CapabilityForTask</a>	A tuple that asserts that a Capability is required in order for an Enterprise to conduct a phase of an EnduringTask.
<a href="#">EnduringTask</a>	A type of template behavior recognized by an enterprise as being essential to achieving its goals - i.e. a template for a strategic specification of what the enterprise does.
<a href="#">MeasurableElement</a>	Abstract type, grouping elements that can be measured by applying MeasurementSets to them.

### Tagged Values

Tag Name	Valid Values
URI	String

### Relevant Viewpoints

- [C2 - Enterprise Vision](#)
- [C4 - Standard Processes](#)

## 3.56 CapabilityGeneralization

### Definition

A CapabilityGeneralization is a taxonomic relationship between a more general Capability and a more specific Capability.

### Meta Model

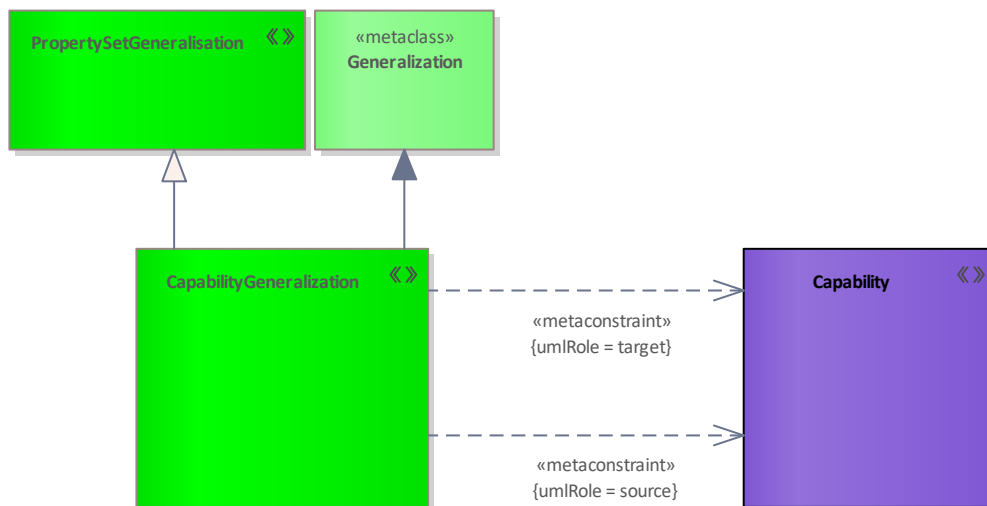


Figure 112: CapabilityGeneralization

### Elements in Diagram

Name	Definition
<a href="#">Capability</a>	A high level specification of the enterprise's ability to execute a specified course of action.
<a href="#">CapabilityGeneralization</a>	A CapabilityGeneralization is a taxonomic relationship between a more general Capability and a more specific Capability.
<a href="#">PropertySetGeneralisation</a>	A PropertySetGeneralization is a taxonomic relationship between a more general PropertySet and a more specific PropertySet.

### Tagged Values

Tag Name	Valid Values
URI	String

### Relevant Viewpoints

- [C1 - Capability Taxonomy](#)

## 3.57 CapabilityRole

### Definition

A high level specification of the enterprise's ability to execute a specified course of action.

### Meta Model

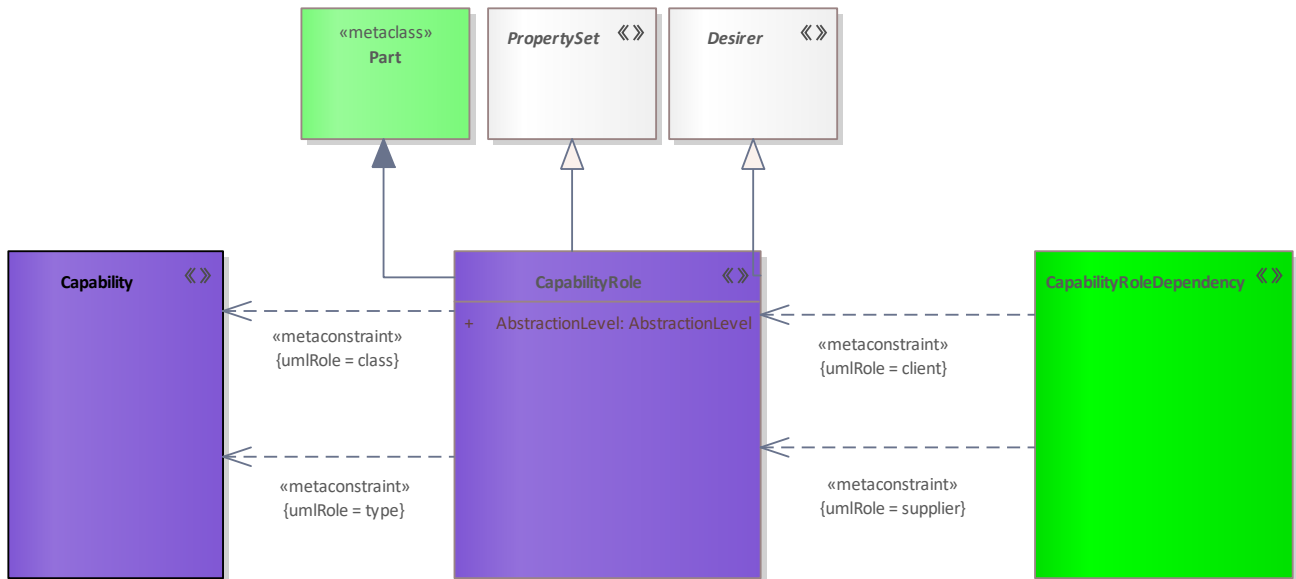


Figure 113: CapabilityRole

### Elements in Diagram

Name	Definition
<a href="#">Capability</a>	A high level specification of the enterprise's ability to execute a specified course of action.
<a href="#">CapabilityRole</a>	A high level specification of the enterprise's ability to execute a specified course of action.
<a href="#">CapabilityRoleDependency</a>	A tuple that asserts that one CapabilityRole is dependent from another.
<a href="#">Desirer</a>	Abstract type used to group architecture elements that might desire a particular effect.
<a href="#">PropertySet</a>	An abstract type grouping architectural elements that can own Measurements.

### Tagged Values

Tag Name	Valid Values
AbstractionLevel	not set, 0, 1, 2, 3, 4, 5, 6, R
URI	String

### Relevant Viewpoints

- [C3 - Capability Dependencies](#)

## 3.58 CapabilityRoleDependency

### Definition

A tuple that asserts that one CapabilityRole is dependent from another.

### Meta Model

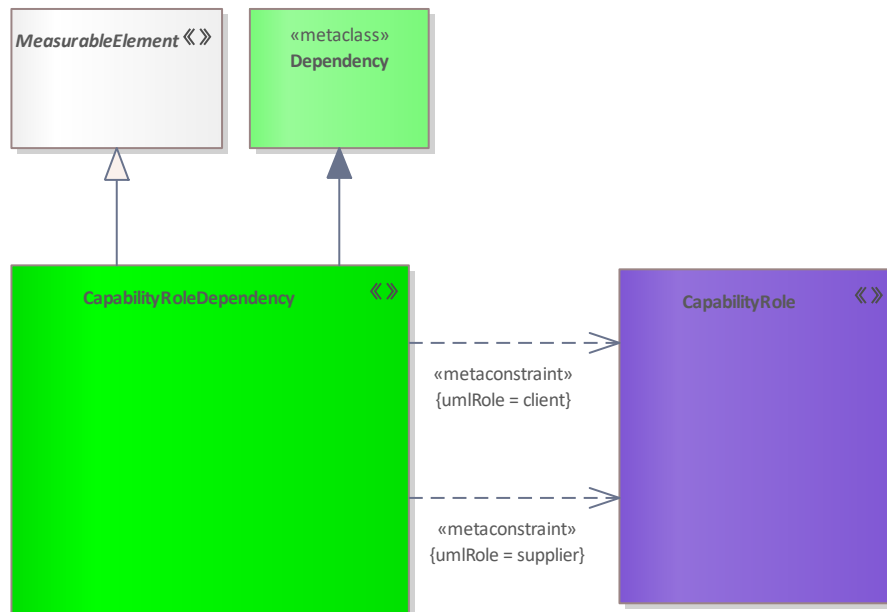


Figure 114: CapabilityRoleDependency

### Elements in Diagram

Name	Definition
<a href="#">CapabilityRole</a>	A high level specification of the enterprise's ability to execute a specified course of action.
<a href="#">CapabilityRoleDependency</a>	A tuple that asserts that one CapabilityRole is dependent from another.
<a href="#">MeasurableElement</a>	Abstract type, grouping elements that can be measured by applying MeasurementSets to them.

### Tagged Values

Tag Name	Valid Values
URI	String

### Relevant Viewpoints

- [C3 - Capability Dependencies](#)

## 3.59 CapableElement

### Definition

An abstract type that represents a structural element that can perform behaviors (i.e. OperationalActivity).

### Meta Model

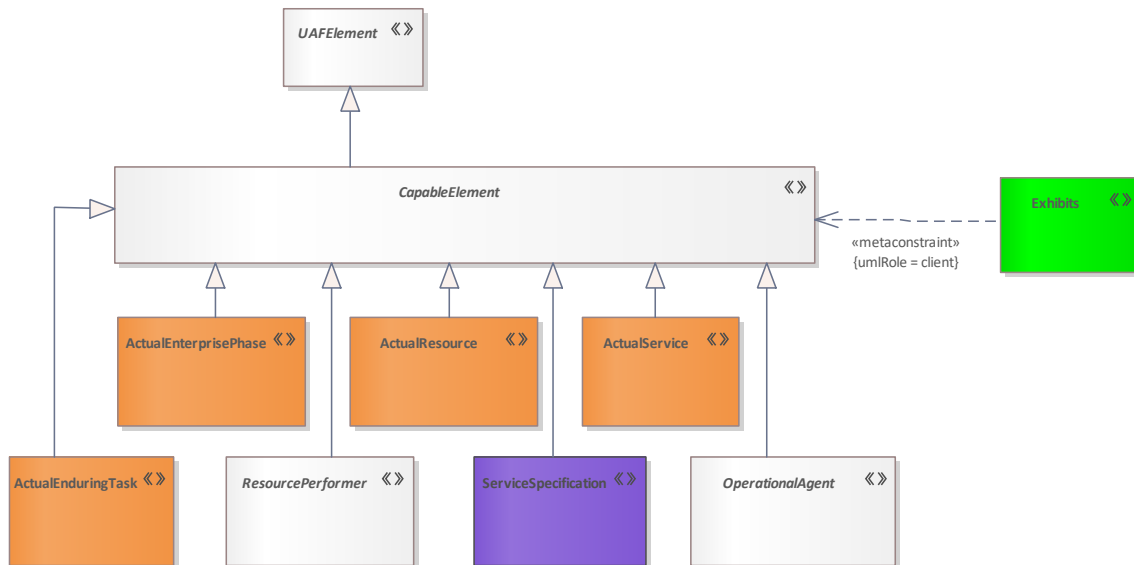


Figure 115: CapableElement

### Elements in Diagram

Name	Definition
<a href="#">ActualEnduringTask</a>	An actual undertaking recognized by an enterprise as being essential to achieving its goals - i.e. a strategic specification of what the enterprise does.
<a href="#">ActualEnterprisePhase</a>	The ActualState that describes the phase of an Enterprise endeavor.
<a href="#">ActualResource</a>	Role in an Organisation, where the role carries the authority to undertake a function - through the ActualOrganizationalResource given the role has the responsibility.
<a href="#">ActualService</a>	An individual ServiceSpecification.
<a href="#">CapableElement</a>	An abstract type that represents a structural element that can perform behaviors (i.e. OperationalActivity).
<a href="#">Exhibits</a>	A tuple that exists between a CapableElement and a Capability that it meets under specific environmental conditions.
<a href="#">OperationalAgent</a>	An abstract type grouping Operational Architecture and Operational Performer.
<a href="#">ResourcePerformer</a>	An abstract type grouping elements that can be the subject of a SecurityConstraint (there are currently no security viewpoints in the NAF).
<a href="#">ServiceSpecification</a>	The specification of a set of functionality provided one element for the use of others.
<a href="#">UAFElement</a>	Abstract super type for all of the UAF elements. It provides a way for all of the UAF elements to have a common set of properties.

### Tagged Values

Tag Name	Valid Values
URI	String

### Relevant Viewpoints



## 3.60 Checks

### Definition

Relation that shows that an acceptance criterion (FitCriterion) is valid for a functional or non-functional requirement.

### Meta Model

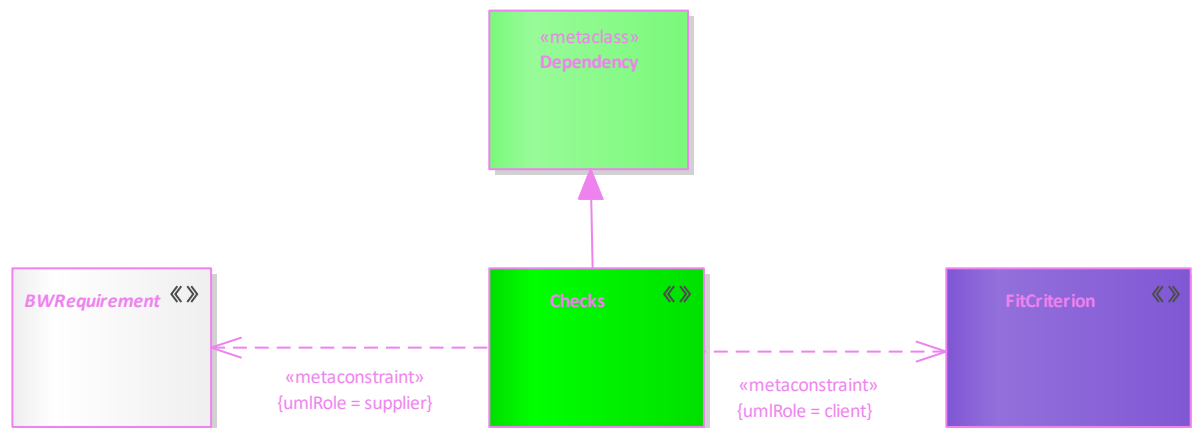


Figure 116: Checks

### Elements in Diagram

Name	Definition
<a href="#">BWRequirement</a>	Abstract base class for requirements.
<a href="#">Checks</a>	Relation that shows that an acceptance criterion (FitCriterion) is valid for a functional or non-functional requirement.
<a href="#">FitCriterion</a>	This element represents an acceptance criterion for a functional or non-functional requirement.

### Tagged Values

### Relevant Viewpoints

- [R8 - Requirement Fulfilment](#)

## 3.61 Classification

### Definition

Classification according to STANAG 1059.

### Meta Model

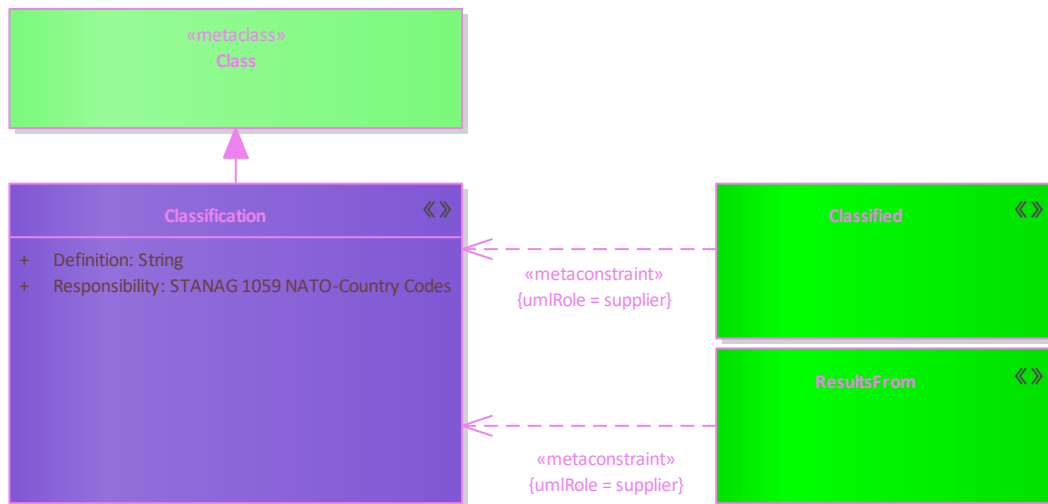


Figure 117: Classification

### Elements in Diagram

Name	Definition
<a href="#">Classification</a>	Classification according to STANAG 1059.
<a href="#">Classified</a>	Relationship that indicates which classification an element has.
<a href="#">ResultsFrom</a>	Relationship expresses that an element of architecture is the reason for a finding.

### Tagged Values

Tag Name	Valid Values
Definition	String
Responsibility	STANAG 1059 NATO-Country Codes

### Relevant Viewpoints

- [A1 - Meta-Data Definitions](#)
- [C1 - Capability Taxonomy](#)
- [C2 - Enterprise Vision](#)
- [C3 - Capability Dependencies](#)
- [C4 - Standard Processes](#)
- [C5 - Effects](#)
- [C7 - Performance Parameters](#)
- [C8 - Planning Assumption](#)
- [L1 - Node Types](#)
- [L2 - Logical Scenario](#)
- [L2-L3 - Logical Concept Viewpoint](#)
- [L3 - Node Interaction](#)
- [L4 - Logical Activities](#)
- [L4-P4 Activity to Function Mapping](#)
- [L5 - Logical States](#)
- [L6 - Logical Sequence](#)
- [L7 - Information Model](#)
- [L8 - Logical Constraints](#)
- [Lr - Lines of Development](#)
- [P1- Resource Types](#)

- [P2 - Resource Structure](#)
- [P3 - Resource Connectivity](#)
- [P4 - Resource Functions](#)
- [P5 - Resource States](#)
- [P6 - Resource Sequence](#)
- [P7 - Data Model](#)
- [P8 - Resource Constraints](#)
- [Pr - Configuration Management](#)
- [R7 - Requirement Derivation](#)
- [S1 - Service Taxonomy](#)
- [S2 - Service Structure](#)
- [S3 - Service Interfaces](#)
- [S4 - Service Functions](#)
- [S5 - Service States](#)
- [S7 - Service Interface Parameters](#)
- [S8 - Service Policy](#)

## 3.62 Classified

### Definition

Relationship that indicates which classification an element has.

### Meta Model

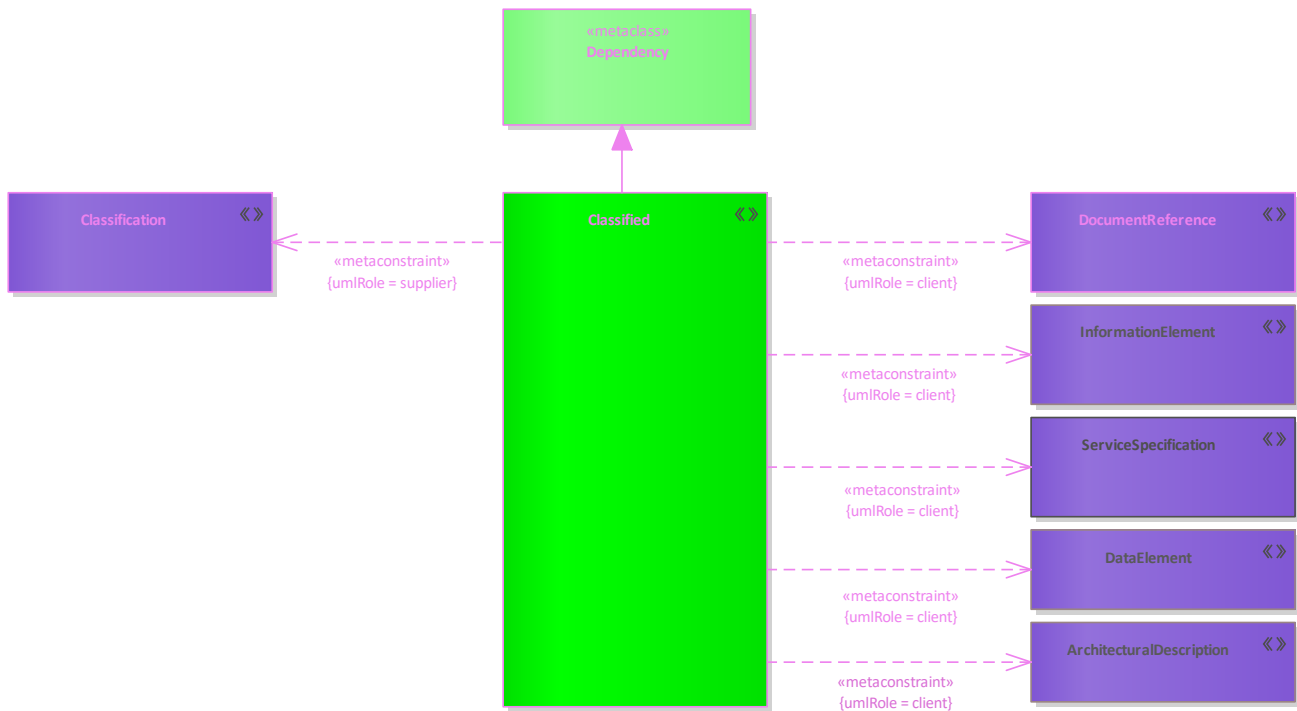


Figure 118: Classified

### Elements in Diagram

Name	Definition
<a href="#">ArchitecturalDescription</a>	An Architecture Description is a work product used to express the Architecture of some System Of Interest. It provides executive-level summary information about the architecture description in a consistent form to allow quick reference and comparison bet
<a href="#">Classification</a>	Classification according to STANAG 1059.
<a href="#">Classified</a>	Relationship that indicates which classification an element has.
<a href="#">DataElement</a>	A formalized representation of data that is managed by or exchanged between resources.
<a href="#">DocumentReference</a>	The element describes a regulation, instruction or a general document.
<a href="#">InformationElement</a>	An item of information that flows between OperationalPerformers and is produced and consumed by the OperationalActivities that the OperationalPerformers are capable to perform (see IsCapableToPerform).
<a href="#">ServiceSpecification</a>	The specification of a set of functionality provided one element for the use of others.

### Tagged Values

#### Relevant Viewpoints

- [A1 - Meta-Data Definitions](#)
- [C1 - Capability Taxonomy](#)
- [C2 - Enterprise Vision](#)
- [C3 - Capability Dependencies](#)
- [C4 - Standard Processes](#)
- [C5 - Effects](#)

- [C7 - Performance Parameters](#)
- [C8 - Planning Assumption](#)
- [L1 - Node Types](#)
- [L2 - Logical Scenario](#)
- [L2-L3 - Logical Concept Viewpoint](#)
- [L3 - Node Interaction](#)
- [L4 - Logical Activities](#)
- [L4-P4 Activity to Function Mapping](#)
- [L5 - Logical States](#)
- [L6 - Logical Sequence](#)
- [L7 - Informtion Model](#)
- [L8 - Logical Constraints](#)
- [Lr - Lines of Development](#)
- [P1- Resource Types](#)
- [P2 - Resource Structure](#)
- [P3 - Resource Connectivity](#)
- [P4 - Resource Functions](#)
- [P5 - Resource States](#)
- [P6 - Resource Sequence](#)
- [P7 - Data Model](#)
- [P8 - Resource Constraints](#)
- [Pr - Configuration Management](#)
- [R7 - Requirement Derivation](#)
- [S1 - Service Taxonomy](#)
- [S2 - Service Structure](#)
- [S3 - Service Interfaces](#)
- [S4 - Service Functions](#)
- [S5 - Service States](#)
- [S7 - Service Interface Parameters](#)
- [S8 - Service Policy](#)

## 3.63 Command

### Definition

A type of ResourceExchange that asserts that one OrganizationalResource commands another.

### Meta Model

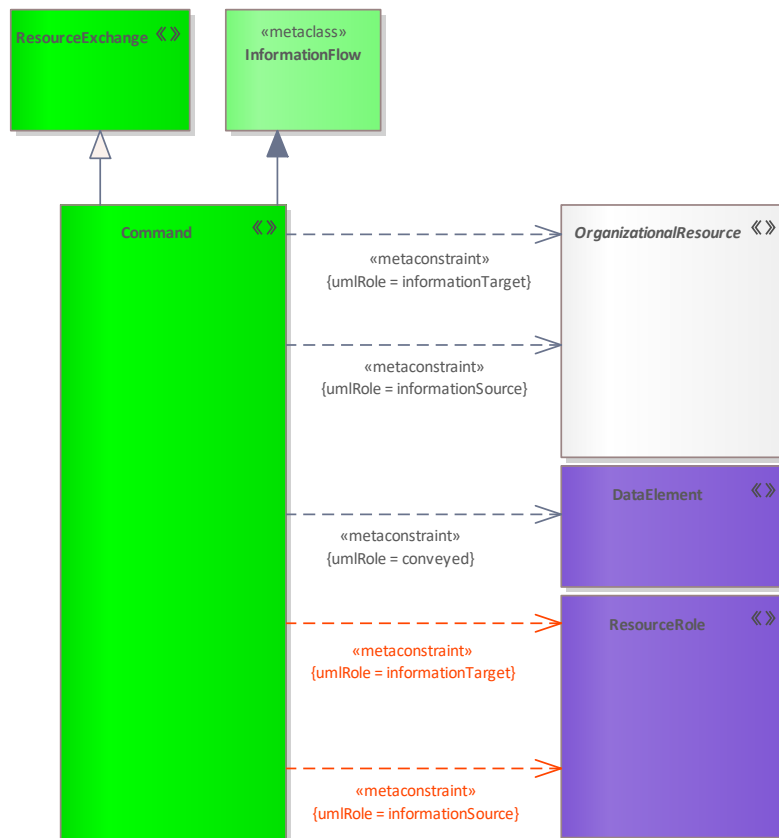


Figure 119: Command

### Elements in Diagram

Name	Definition
<a href="#">Command</a>	A type of ResourceExchange that asserts that one OrganizationalResource commands another.
<a href="#">DataElement</a>	A formalized representation of data that is managed by or exchanged between resources.
<a href="#">OrganizationalResource</a>	An abstract type for Organization, Person Post and Responsibility.
<a href="#">ResourceExchange</a>	Asserts that a flow can exist between ResourcePerformers (i.e. flows of data, people, material, or energy).
<a href="#">ResourceRole</a>	Usage of a ResourcePerformer in the context of another ResourcePerformer. Creates a whole-part relationship.

### Tagged Values

Tag Name	Valid Values
exchangeKind	ResourceCommunication, ResourceMovment, ResourceEnergyFlow, GeoPoliticalExtentExchange
URI	String

### Relevant Viewpoints

- [P2 - Resource Structure](#)

## 3.64 Competence

### Definition

A specific set of abilities defined by knowledge, skills and aptitude.

### Meta Model

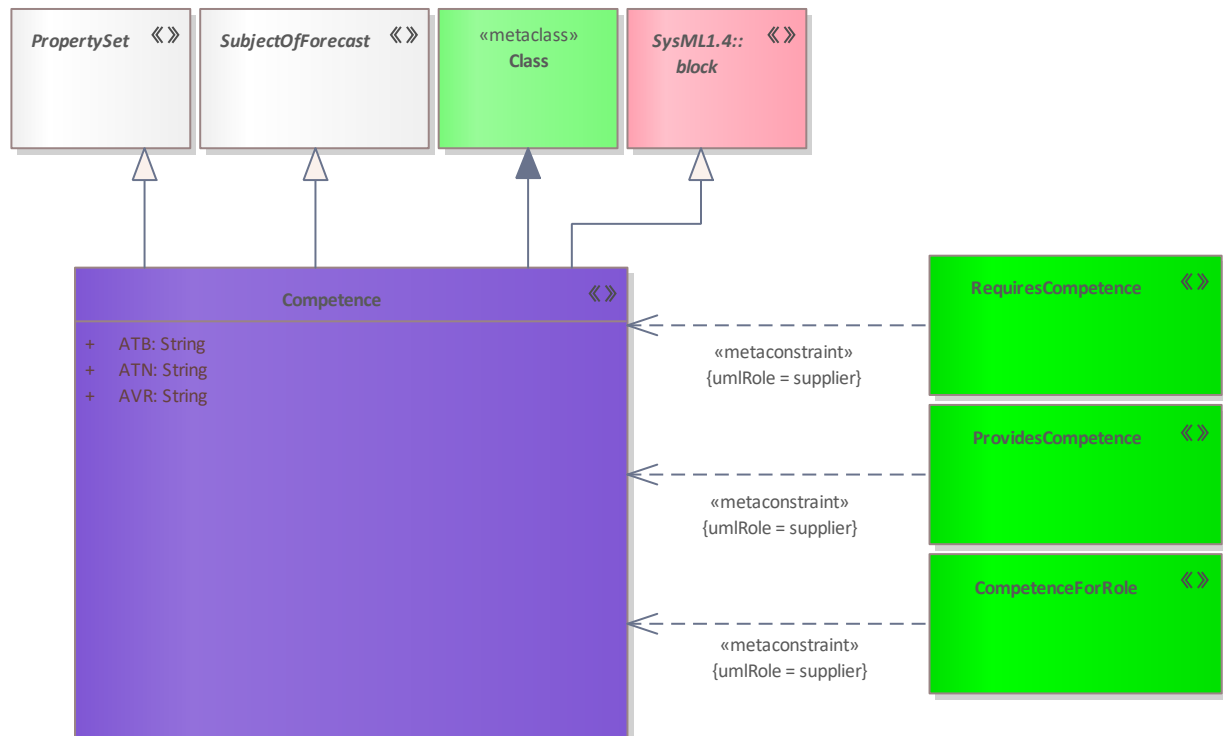


Figure 120: Competence

### Elements in Diagram

Name	Definition
<a href="#">Competence</a>	A specific set of abilities defined by knowledge, skills and aptitude.
<a href="#">CompetenceForRole</a>	A tuple used to associate an organizational role with a specific set of required competencies.
<a href="#">PropertySet</a>	An abstract type grouping architectural elements that can own Measurements.
<a href="#">ProvidesCompetence</a>	A tuple that asserts that an ActualOrganizationalResource provides a specific set of Competencies.
<a href="#">RequiresCompetence</a>	A tuple that asserts that an ActualOrganizationalResource is required to have a specific set of Competencies.
<a href="#">SubjectOfForecast</a>	An abstract type grouping elements that can be the subject of a Forecast.

### Tagged Values

Tag Name	Valid Values
ATB	String
ATN	String
AVR	String
URI	String

### Relevant Viewpoints

- [P1- Resource Types](#)
- [P2 - Resource Structure](#)

## 3.65 CompetenceForRole

### Definition

A tuple used to associate an organizational role with a specific set of required competencies.

### Meta Model

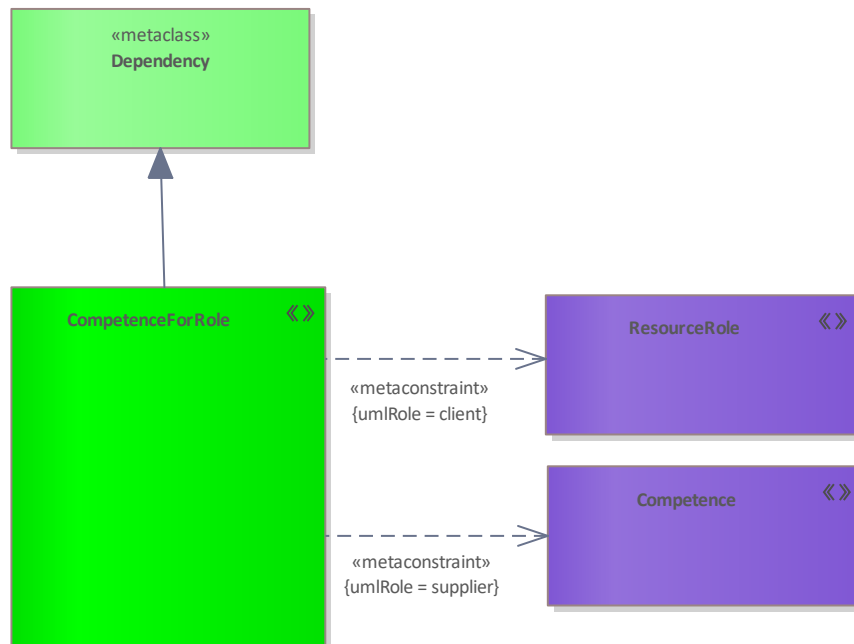


Figure 121: CompetenceForRole

### Elements in Diagram

Name	Definition
<a href="#">Competence</a>	A specific set of abilities defined by knowledge, skills and aptitude.
<a href="#">CompetenceForRole</a>	A tuple used to associate an organizational role with a specific set of required competencies.
<a href="#">ResourceRole</a>	Usage of a ResourcePerformer in the context of another ResourcePerformer. Creates a whole-part relationship.

### Tagged Values

### Relevant Viewpoints

- [P2 - Resource Structure](#)



## 3.66 CompliesViewpoint

### Definition

Relationship that expresses that a view has been created according to the specifications of a viewpoint.

### Meta Model

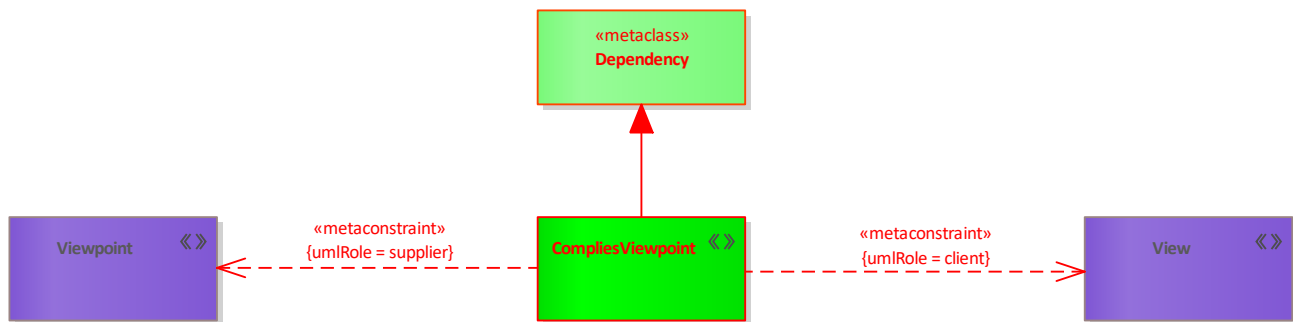


Figure 122: CompliesViewpoint

### Elements in Diagram

Name	Definition
<a href="#">CompliesViewpoint</a>	Relationship that expresses that a view has been created according to the specifications of a viewpoint.
<a href="#">View</a>	An architecture view expresses the architecture of the system-of-interest in accordance with an architecture viewpoint (or simply, viewpoint). [ISO/IEC/IEEE 42010:2011(E)].
<a href="#">Viewpoint</a>	An architecture viewpoint frames (to formulate or construct in a particular style or language) one or more concerns. A concern can be framed by more than one viewpoint. [ISO/IEC/IEEE 42010:2011(E)].

### Tagged Values

### Relevant Viewpoints

- [A2 - Architecture Products](#)

## 3.67 ConceptItem

### Definition

Abstract, an item which may feature in a HighLevelOperationalConcept.

### Meta Model

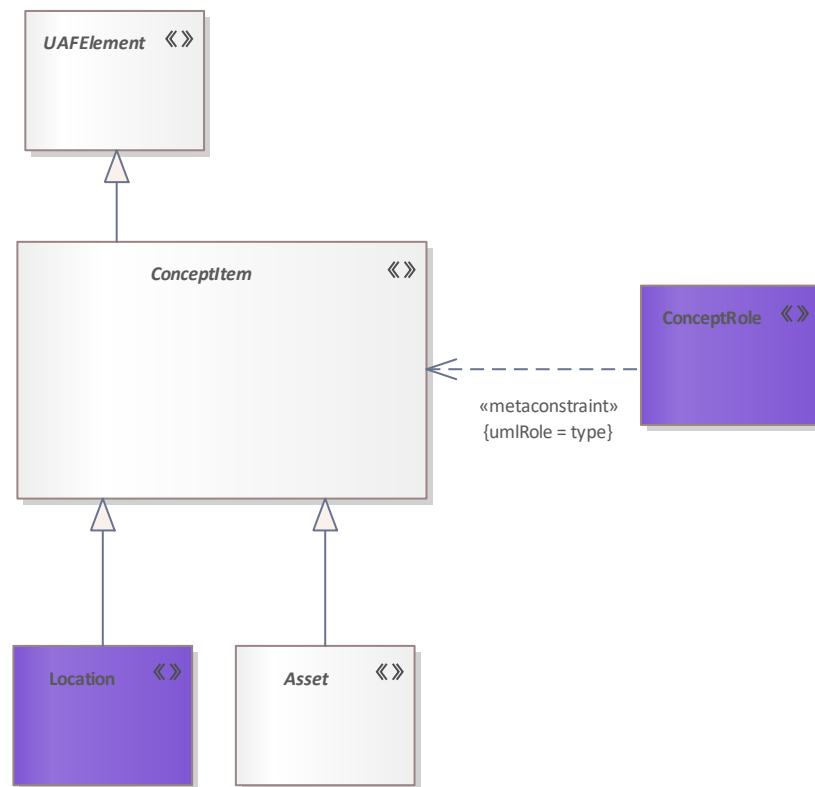


Figure 123: ConceptItem

### Elements in Diagram

Name	Definition
<a href="#">Asset</a>	Asset as applied to Security views, an abstract type that indicates the types of elements that can be considered as a subject for security analysis.
<a href="#">ConceptItem</a>	Abstract, an item which may feature in a HighLevelOperationalConcept.
<a href="#">ConceptRole</a>	Usage of a ConceptItem in the context of a HighLevelOperationalConcept.
<a href="#">Location</a>	A specification of the generic area in which a LocationHolder is required to be located.
<a href="#">UAFElement</a>	Abstract super type for all of the UAF elements. It provides a way for all of the UAF elements to have a common set of properties.

### Tagged Values

Tag Name	Valid Values
URI	String

### Relevant Viewpoints

## 3.68 ConceptRole

### Definition

Usage of a ConceptItem in the context of a HighLevelOperationalConcept.

### Meta Model

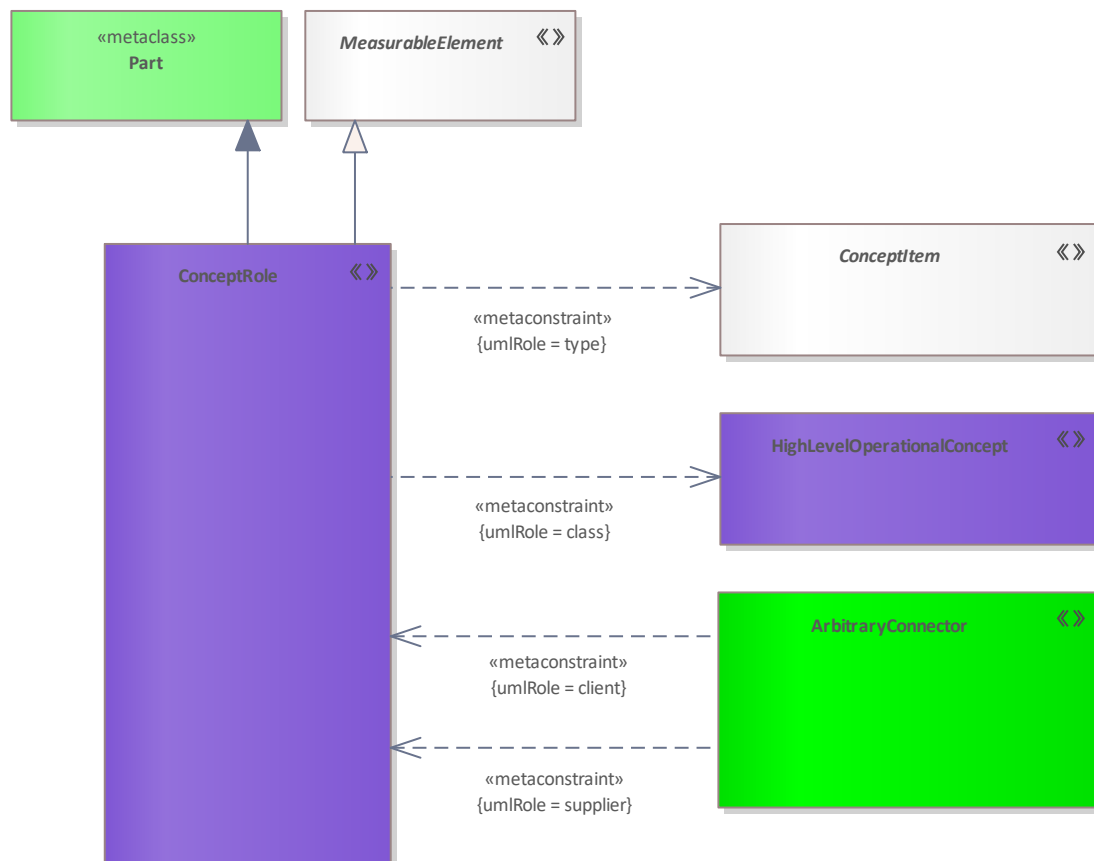


Figure 124: ConceptRole

### Elements in Diagram

Name	Definition
<a href="#">ArbitraryConnector</a>	Represents a visual indication of a connection used in high level operational concept diagrams.
<a href="#">ConceptItem</a>	Abstract, an item which may feature in a HighLevelOperationalConcept.
<a href="#">ConceptRole</a>	Usage of a ConceptItem in the context of a HighLevelOperationalConcept.
<a href="#">HighLevelOperationalConcept</a>	Describes the Resources and Locations required to meet an operational scenario from an integrated systems point of view. It is used to communicate overall quantitative and qualitative system characteristics to stakeholders
<a href="#">MeasurableElement</a>	Abstract type, grouping elements that can be measured by applying MeasurementSets to them.

### Tagged Values

Tag Name	Valid Values
URI	String

### Relevant Viewpoints

- [L2-L3 - Logical Concept Viewpoint](#)

## 3.69 Concern

### Definition

Interest in an EnterprisePhase (EnterprisePhase is synonym for System in ISO 42010) relevant to one or more of its stakeholders.

### Meta Model

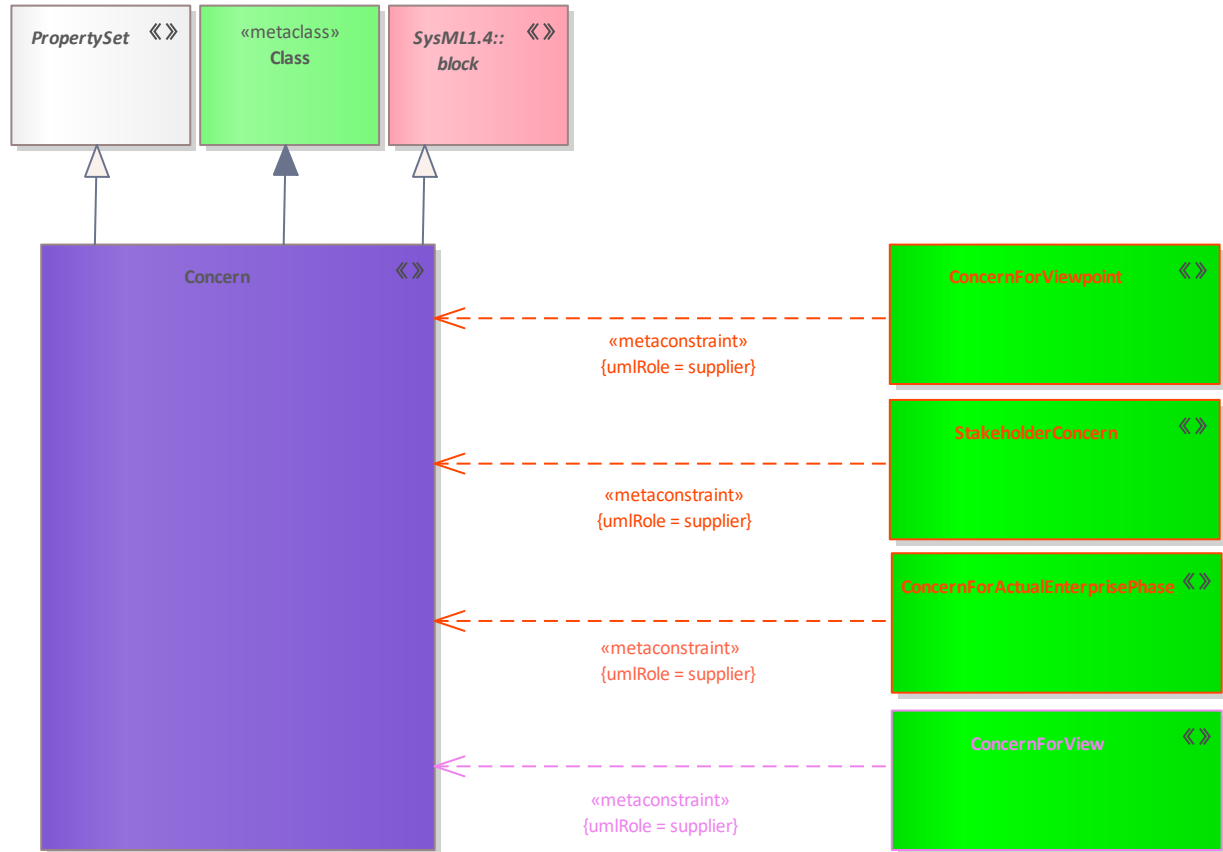


Figure 125: Concern

### Elements in Diagram

Name	Definition
<a href="#">Concern</a>	Interest in an EnterprisePhase (EnterprisePhase is synonym for System in ISO 42010) relevant to one or more of its stakeholders.
<a href="#">ConcernForActualEnterprisePhase</a>	A relationship that expresses which concerns are covered by an actual enterprise phase.
<a href="#">ConcernForView</a>	A relationship that expresses which concerns are covered by view.
<a href="#">ConcernForViewpoint</a>	A relationship that expresses which concerns are covered by viewpoint.
<a href="#">PropertySet</a>	An abstract type grouping architectural elements that can own Measurements.
<a href="#">StakeholderConcern</a>	A relationship that expresses which concern a stakeholder has.

### Tagged Values

Tag Name	Valid Values
URI	String

### Relevant Viewpoints

- [A2 - Architecture Products](#)

## 3.70 ConcernForActualEnterprisePhase

### Definition

A relationship that expresses which concerns are covered by an actual enterprise phase.

### Meta Model

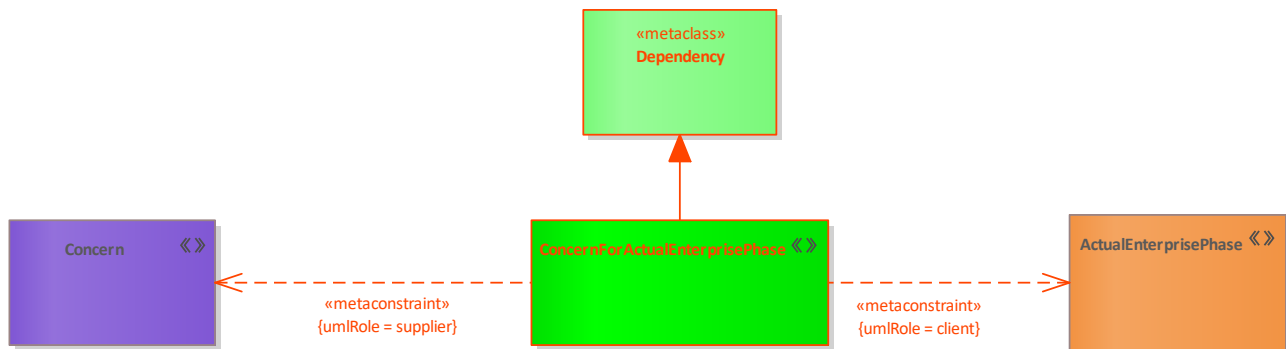


Figure 126: ConcernForActualEnterprisePhase

### Elements in Diagram

Name	Definition
<a href="#">ActualEnterprisePhase</a>	The ActualState that describes the phase of an Enterprise endeavor.
<a href="#">Concern</a>	Interest in an EnterprisePhase (EnterprisePhase is synonym for System in ISO 42010) relevant to one or more of its stakeholders.
<a href="#">ConcernForActualEnterprisePhase</a>	A relationship that expresses which concerns are covered by an actual enterprise phase.

### Tagged Values

### Relevant Viewpoints

## 3.71 ConcernForView

### Definition

A relationship that expresses which concerns are covered by view.

### Meta Model

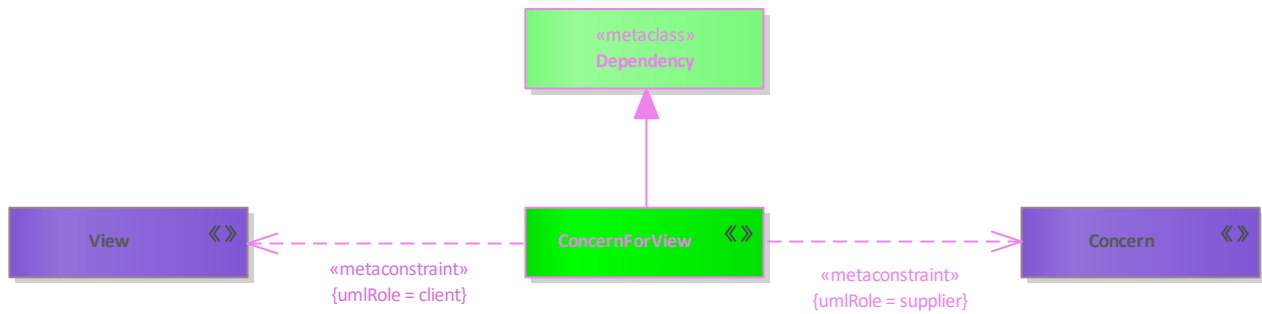


Figure 127: ConcernForView

### Elements in Diagram

Name	Definition
<a href="#">Concern</a>	Interest in an EnterprisePhase (EnterprisePhase is synonym for System in ISO 42010) relevant to one or more of its stakeholders.
<a href="#">ConcernForView</a>	A relationship that expresses which concerns are covered by view.
<a href="#">View</a>	An architecture view expresses the architecture of the system-of-interest in accordance with an architecture viewpoint (or simply, viewpoint). [ISO/IEC/IEEE 42010:2011(E)].

### Tagged Values

### Relevant Viewpoints

- [A2 - Architecture Products](#)

## 3.72 ConcernForViewpoint

### Definition

A relationship that expresses which concerns are covered by viewpoint.

### Meta Model

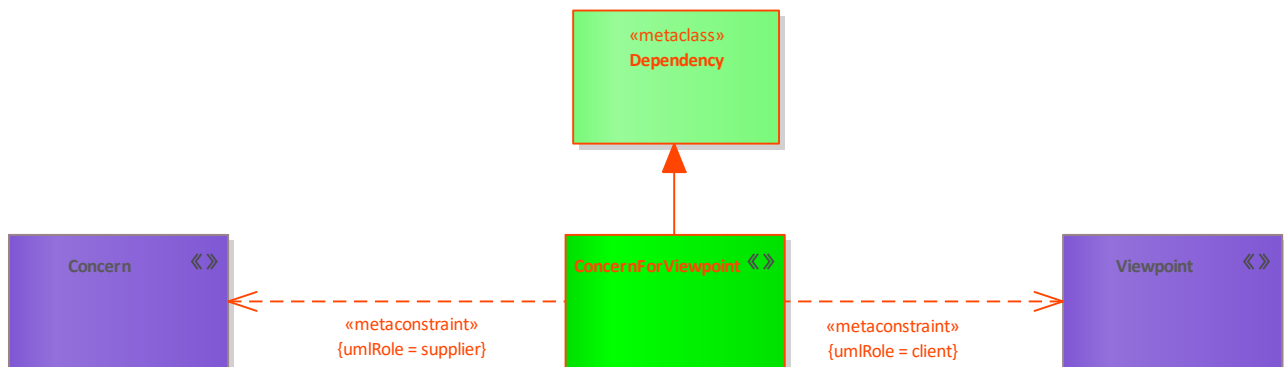


Figure 128: ConcernForViewpoint

### Elements in Diagram

Name	Definition
<a href="#">Concern</a>	Interest in an EnterprisePhase (EnterprisePhase is synonym for System in ISO 42010) relevant to one or more of its stakeholders.
<a href="#">ConcernForViewpoint</a>	A relationship that expresses which concerns are covered by viewpoint.
<a href="#">Viewpoint</a>	An architecture viewpoint frames (to formulate or construct in a particular style or language) one or more concerns. A concern can be framed by more than one viewpoint. [ISO/IEC/IEEE 42010:2011(E)].

### Tagged Values

### Relevant Viewpoints

- [A2 - Architecture Products](#)

## 3.73 Condition

### Definition

A type that defines the Location, Environment and/or GeoPoliticalExtent.

### Meta Model

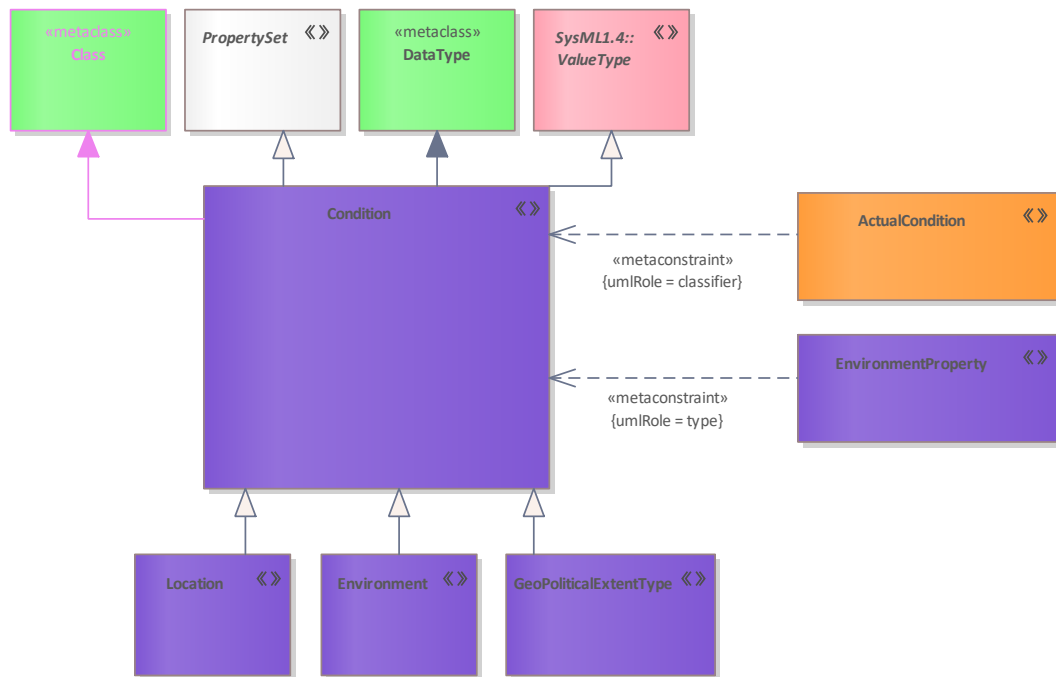


Figure 129: Condition

### Elements in Diagram

Name	Definition
<a href="#">ActualCondition</a>	An individual describing an actual situation with respect to circumstances under which an OperationalActivity, Function or ServiceFunction can be performed.
<a href="#">Condition</a>	A type that defines the Location, Environment and/or GeoPoliticalExtent.
<a href="#">Environment</a>	A definition of the environmental factors in which something exists or functions. The definition of an Environment element can be further defined using EnvironmentKind.
<a href="#">EnvironmentProperty</a>	A property of an Environment that is typed by a Condition. The kinds of Condition that can be represented are Location, GeoPoliticalExtentType and Environment.
<a href="#">GeoPoliticalExtentType</a>	A geospatial extent whose boundaries are defined by declaration or agreement by political parties.
<a href="#">Location</a>	A specification of the generic area in which a LocationHolder is required to be located.
<a href="#">PropertySet</a>	An abstract type grouping architectural elements that can own Measurements.

### Tagged Values

Tag Name	Valid Values
URI	String

### Relevant Viewpoints

- [L2 - Logical Scenario](#)
- [L3 - Node Interaction](#)



## 3.74 ConflictsWith

### Definition

Relation that represents a conflict between two requirements.

### Meta Model

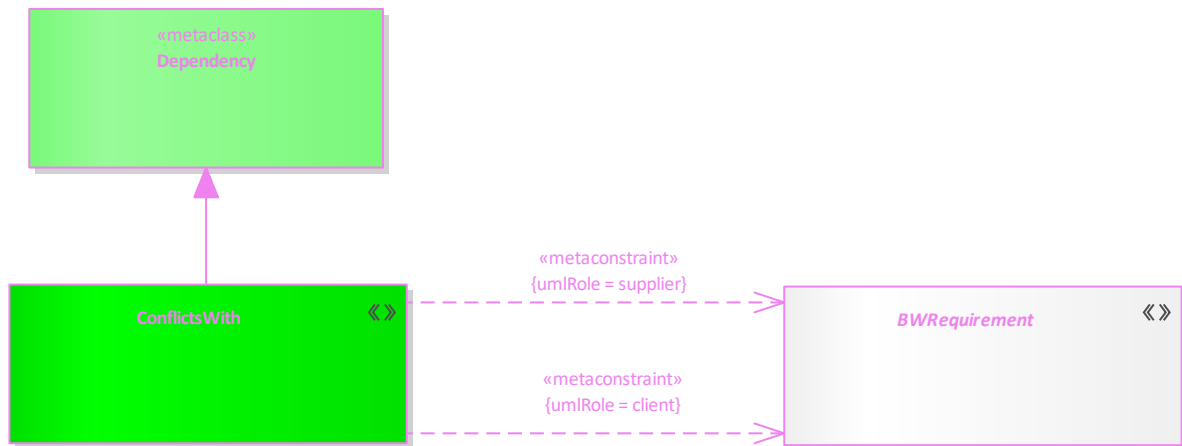


Figure 130: ConflictsWith

### Elements in Diagram

Name	Definition
<a href="#">BWRequirement</a>	Abstract base class for requirements.
<a href="#">ConflictsWith</a>	Relation that represents a conflict between two requirements.

### Tagged Values

### Relevant Viewpoints

- [R3 - Requirement Dependencies](#)

## 3.75 ConformsTo

### Definition

A relationship that expresses that an UAFElement conforms to a standard.

### Meta Model

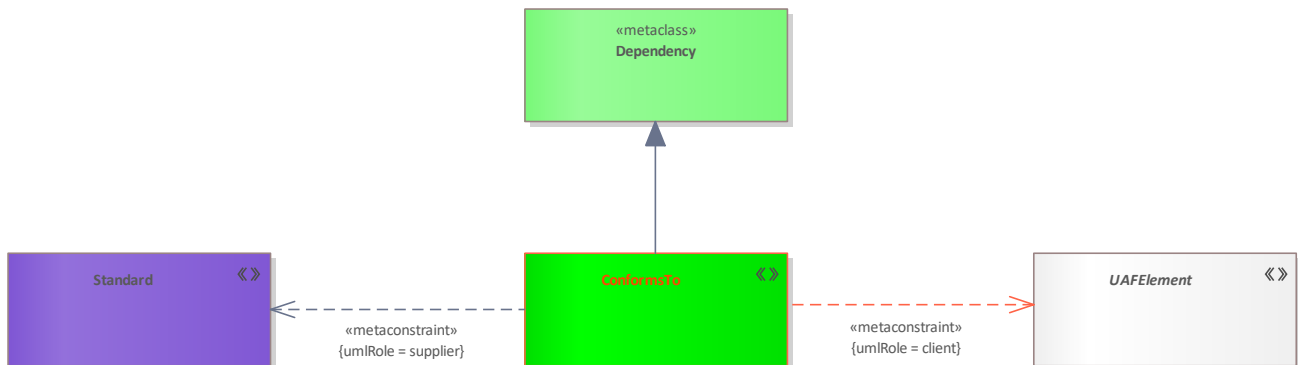


Figure 131: ConformsTo

### Elements in Diagram

Name	Definition
<a href="#">ConformsTo</a>	A relationship that expresses that an UAFElement conforms to a standard.
<a href="#">Standard</a>	A ratified and peer-reviewed specification that is used to guide or constrain the architecture. A Standard may be applied to any element in the architecture.
<a href="#">UAFElement</a>	Abstract super type for all of the UAF elements. It provides a way for all of the UAF elements to have a common set of properties.

### Tagged Values

#### Relevant Viewpoints

- [A1 - Meta-Data Definitions](#)
- [A2 - Architecture Products](#)
- [A3 - Architecture Correspondence](#)
- [A6 - Architecture Versions](#)
- [A7 - Architecture Compliance](#)
- [A8 - Standards](#)
- [Ar - Architecture Roadmap](#)
- [C1 - Capability Taxonomy](#)
- [C1-S1 - Capability to Service Mapping](#)
- [C2 - Enterprise Vision](#)
- [C3 - Capability Dependencies](#)
- [C4 - Standard Processes](#)
- [C5 - Effects](#)
- [C7 - Performance Parameters](#)
- [C8 - Planning Assumption](#)
- [Cr - Capability Roadmap](#)
- [L1 - Node Types](#)
- [L2 - Logical Scenario](#)
- [L2-L3 - Logical Concept Viewpoint](#)
- [L3 - Node Interaction](#)
- [L4 - Logical Activities](#)
- [L4-P4 Activity to Function Mapping](#)
- [L5 - Logical States](#)
- [L6 - Logical Sequence](#)
- [L7 - Informtion Model](#)
- [L8 - Logical Constraints](#)

- [Lr - Lines of Development](#)
- [P1- Resource Types](#)
- [P2 - Resource Structure](#)
- [P3 - Resource Connectivity](#)
- [P4 - Resource Functions](#)
- [P5 - Resource States](#)
- [P6 - Resource Sequence](#)
- [P7 - Data Model](#)
- [P8 - Resource Constraints](#)
- [Pr - Configuration Management](#)
- [R2 - Requirement Catalogue](#)
- [R3 - Requirement Dependencies](#)
- [R7 - Requirement Derivation](#)
- [R8 - Requirement Fulfilment](#)
- [Rr - Requirement Realization](#)
- [S1 - Service Taxonomy](#)
- [S2 - Service Structure](#)
- [S3 - Service Interfaces](#)
- [S4 - Service Functions](#)
- [S5 - Service States](#)
- [S6 - Service Interactions](#)
- [S7 - Service Interface Parameters](#)
- [S8 - Service Policy](#)
- [Sr - Service Roadmap](#)

## 3.76 ConsumedBy

### Definition

Asserts that a service is consumed by a node. It is not required to know what provides the service.

### Meta Model

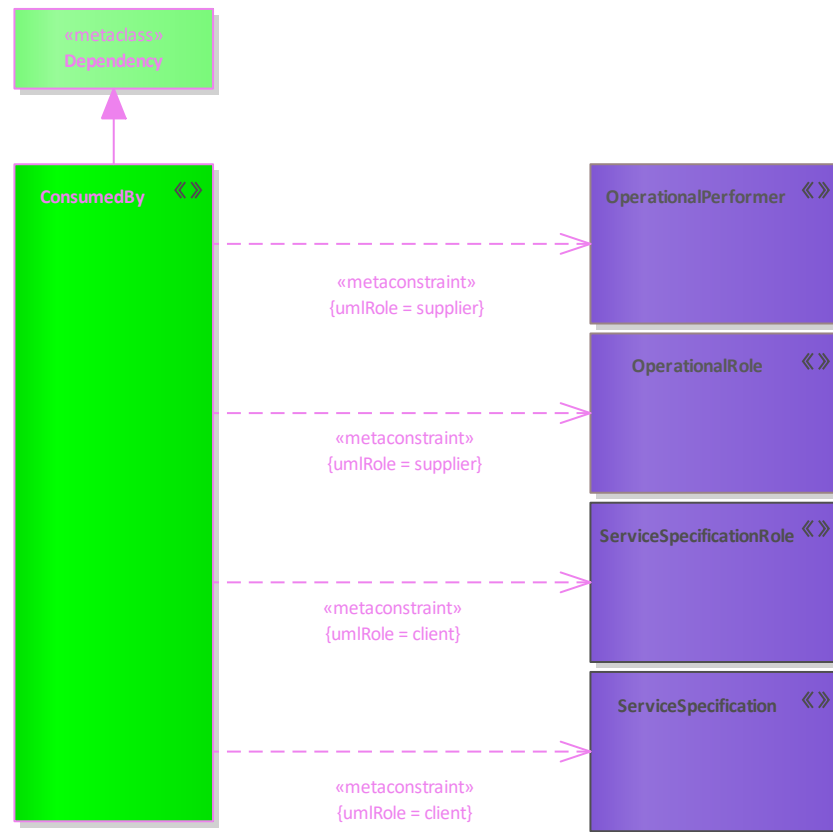


Figure 132: ConsumedBy

### Elements in Diagram

Name	Definition
<a href="#">ConsumedBy</a>	Asserts that a service is consumed by a node. It is not required to know what provides the service.
<a href="#">OperationalPerformer</a>	A logical entity that IsCapableToPerform OperationalActivities which produce, consume and process Resources.
<a href="#">OperationalRole</a>	Usage of a OperationalPerformer or OperationalArchitecture in the context of another OperationalPerformer or OperationalArchitecture. Creates a whole-part relationship.
<a href="#">ServiceSpecification</a>	The specification of a set of functionality provided one element for the use of others.
<a href="#">ServiceSpecificationRole</a>	An assertion that a ServiceSecification calls upon another ServiceSpecification in order to deliver its stated functionality.

### Tagged Values

### Relevant Viewpoints

- [L3 - Node Interaction](#)

## 3.77 Consumes

### Definition

A tuple that asserts that a service in someway contributes or assists in the execution of an OperationalActivity.

### Meta Model

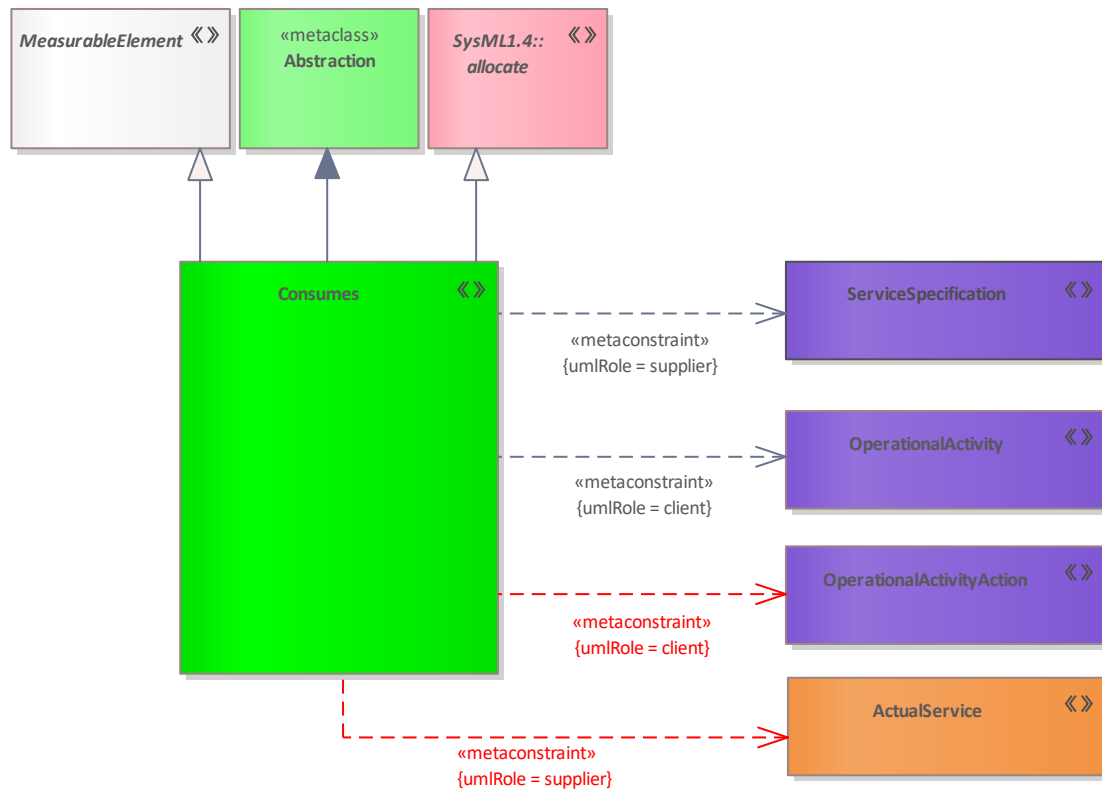


Figure 133: Consumes

### Elements in Diagram

Name	Definition
<a href="#">ActualService</a>	An individual ServiceSpecification.
<a href="#">Consumes</a>	A tuple that asserts that a service in someway contributes or assists in the execution of an OperationalActivity.
<a href="#">MeasurableElement</a>	Abstract type, grouping elements that can be measured by applying MeasurementSets to them.
<a href="#">OperationalActivity</a>	An Activity that captures a logical process, specified independently of how the process is carried out.
<a href="#">OperationalActivityAction</a>	A call of an OperationalActivity in the context of another OperationalActivity.
<a href="#">ServiceSpecification</a>	The specification of a set of functionality provided one element for the use of others.

### Tagged Values

Tag Name	Valid Values
URI	String

### Relevant Viewpoints

- [L4 - Logical Activities](#)

## 3.78 Control

### Definition

A type of ResourceExchange that asserts that one PhysicalResource controls another PhysicalResource (i.e. the driver of a vehicle controlling the vehicle speed or direction).

### Meta Model

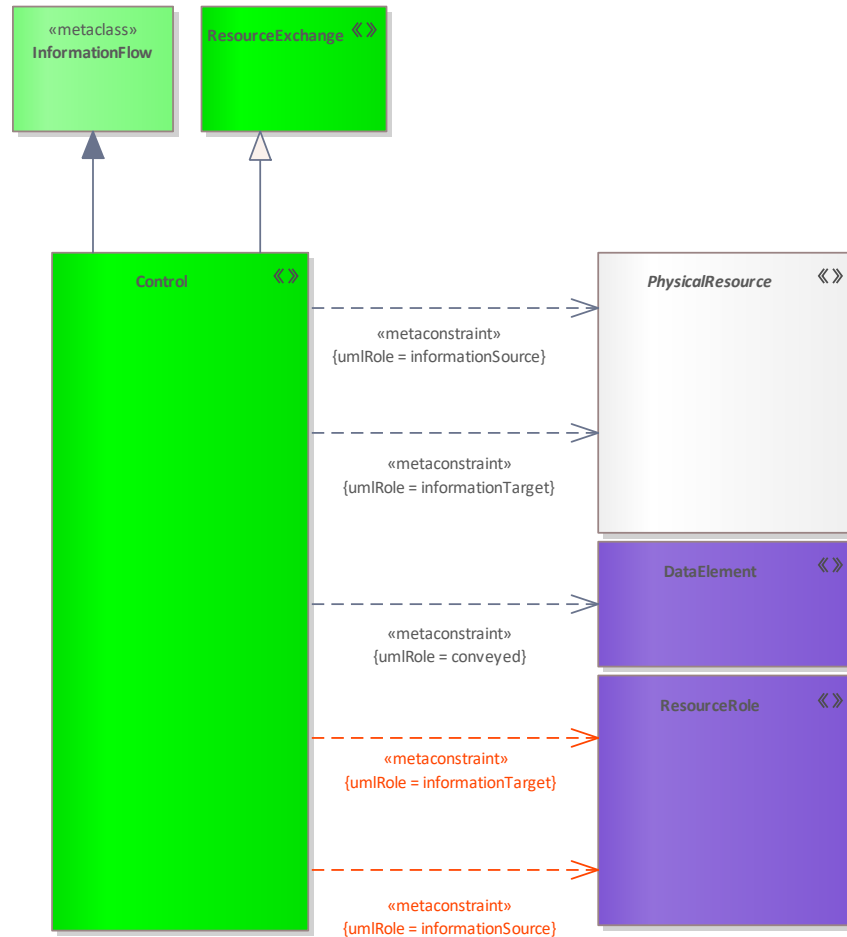


Figure 134: Control

### Elements in Diagram

Name	Definition
<a href="#">Control</a>	A type of ResourceExchange that asserts that one PhysicalResource controls another PhysicalResource (i.e. the driver of a vehicle controlling the vehicle speed or direction).
<a href="#">DataElement</a>	A formalized representation of data that is managed by or exchanged between resources.
<a href="#">PhysicalResource</a>	An abstract type defining physical resources (i.e. OrganizationalResource, ResourceArtifact and NaturalResource).
<a href="#">ResourceExchange</a>	Asserts that a flow can exist between ResourcePerformers (i.e. flows of data, people, material, or energy).
<a href="#">ResourceRole</a>	Usage of a ResourcePerformer in the context of another ResourcePerformer. Creates a whole-part relationship.

### Tagged Values

Tag Name	Valid Values
exchangeKind	ResourceCommunication, ResourceMovment, ResourceEnergyFlow, GeoPoliticalExtentExchange
URI	String

### Relevant Viewpoints

- [L6 - Logical Sequence](#)
- [P2 - Resource Structure](#)
- [P3 - Resource Connectivity](#)
- [P6 - Resource Sequence](#)
- [S6 - Service Interactions](#)

## 3.79 DataElement

### Definition

A formalized representation of data that is managed by or exchanged between resources.

### Meta Model

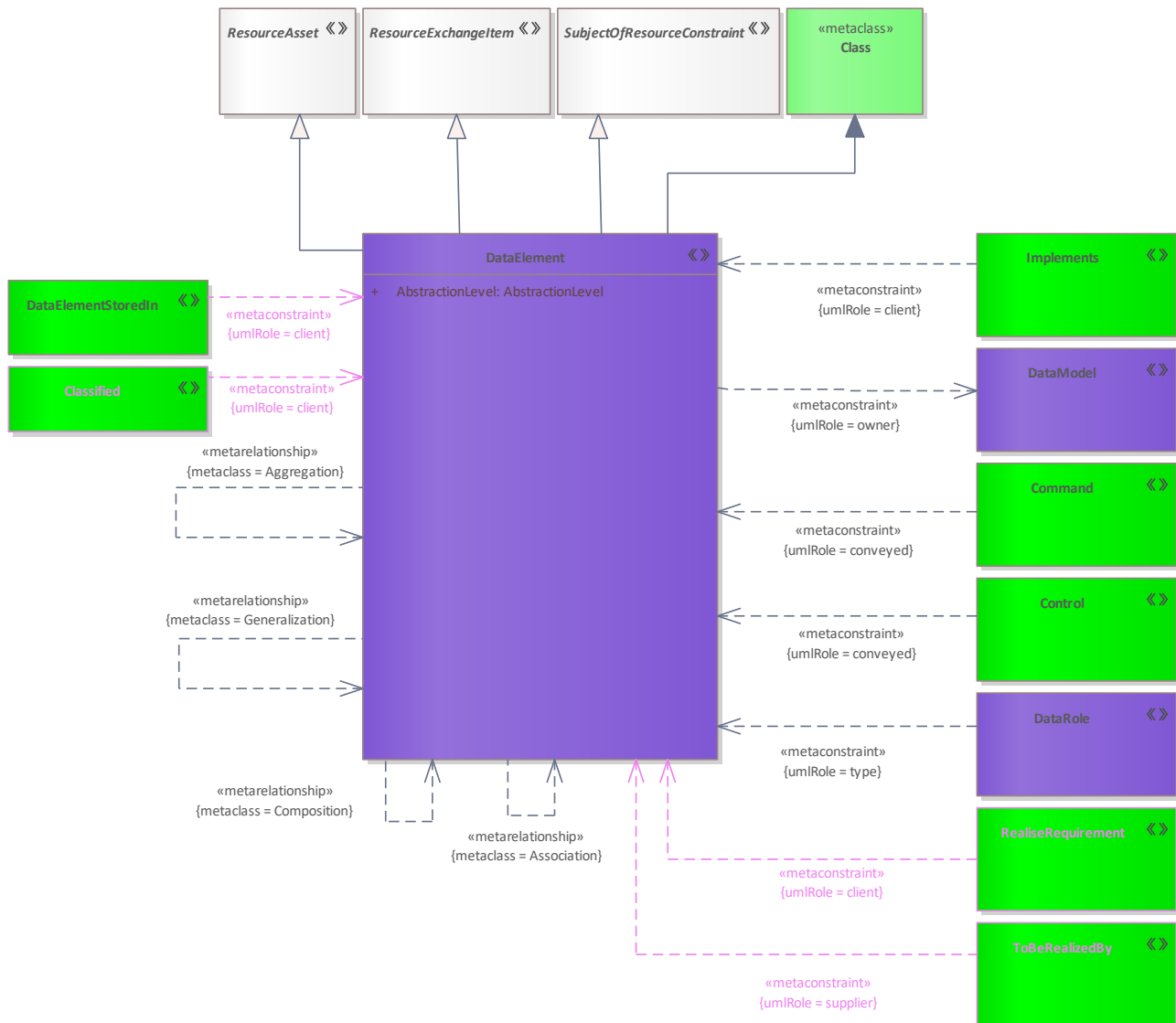


Figure 135: DataElement

### Elements in Diagram

Name	Definition
<a href="#">Classified</a>	Relationship that indicates which classification an element has.
<a href="#">Command</a>	A type of ResourceExchange that asserts that one OrganizationalResource commands another.
<a href="#">Control</a>	A type of ResourceExchange that asserts that one PhysicalResource controls another PhysicalResource (i.e. the driver of a vehicle controlling the vehicle speed or direction).
<a href="#">DataElement</a>	A formalized representation of data that is managed by or exchanged between resources.
<a href="#">DataElementStoredIn</a>	Relation says that a data is stored in software.
<a href="#">DataModel</a>	A structural specification of data types, showing relationships between them that is devoid of implementation detail. The type of data captured in the DataModel is described using the enumeration DataModelKind (Conceptual, Logical and Physical).
<a href="#">DataRole</a>	A usage of DataElement that exists in the context of an ResourceAsset.



Name	Definition
	It also allows the representation of the whole-part aggregation of DataElements.
<a href="#">Implements</a>	A tuple that defines how an element in the upper layer of abstraction is implemented by a semantically equivalent element (i.e. tracing the OperationalActivities to the Functions that implement them) in the lower level of abstraction.
<a href="#">RealiseRequirement</a>	Relation states that a functional or non-functional requirement is realized through this element.
<a href="#">ResourceAsset</a>	An abstract element used to group the elements of ResourcePerformer and DataElement allowing them to own DataRoles
<a href="#">ResourceExchangeItem</a>	An abstract type grouping elements that defines the types of elements that can be exchanged between ResourcePerformers and conveyed by a ResourceExchange.
<a href="#">SubjectOfResourceConstraint</a>	An abstract type grouping elements that can be the subject of a ResourceConstraint.
<a href="#">ToBeRealizedBy</a>	Relation states that a functional or non-functional requirement should be realized through this element.

### Tagged Values

Tag Name	Valid Values
AbstractionLevel	not set, 0, 1, 2, 3, 4, 5, 6, R
URI	String

### Relevant Viewpoints

- [L2-L3 - Logical Concept Viewpoint](#)
- [P1- Resource Types](#)
- [P2 - Resource Structure](#)
- [P3 - Resource Connectivity](#)
- [P4 - Resource Functions](#)
- [P7 - Data Model](#)
- [S3 - Service Interfaces](#)

## 3.80 DataElementStoredIn

### Definition

Relation says that a data is stored in software.

### Meta Model

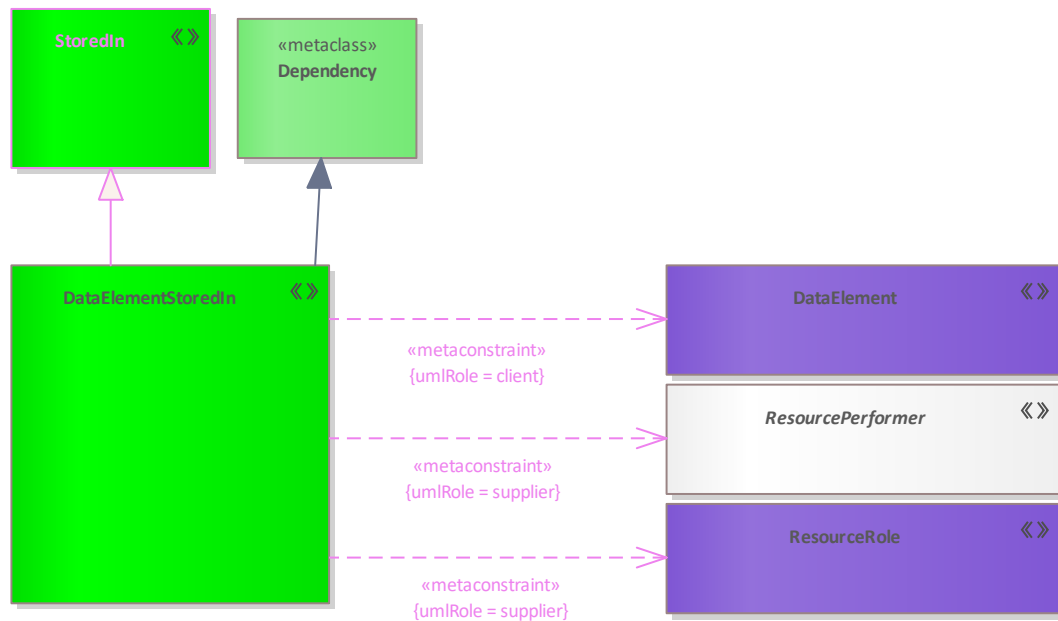


Figure 136: DataElementStoredIn

### Elements in Diagram

Name	Definition
<a href="#">DataElement</a>	A formalized representation of data that is managed by or exchanged between resources.
<a href="#">DataElementStoredIn</a>	Relation says that a data is stored in software.
<a href="#">ResourcePerformer</a>	An abstract type grouping elements that can be the subject of a SecurityConstraint (there are currently no security viewpoints in the NAF).
<a href="#">ResourceRole</a>	Usage of a ResourcePerformer in the context of another ResourcePerformer. Creates a whole-part relationship.
<a href="#">StoredIn</a>	Relation states that a digital form or data is stored in software.

### Tagged Values

Tag Name	Valid Values
originalSource	true, false, unknown, not set

### Relevant Viewpoints

- [P1- Resource Types](#)

## 3.81 DataModel

### Definition

A structural specification of data types, showing relationships between them that is devoid of implementation detail. The type of data captured in the DataModel is described using the enumeration DataModelKind (Conceptual, Logical and Physical).

### Meta Model

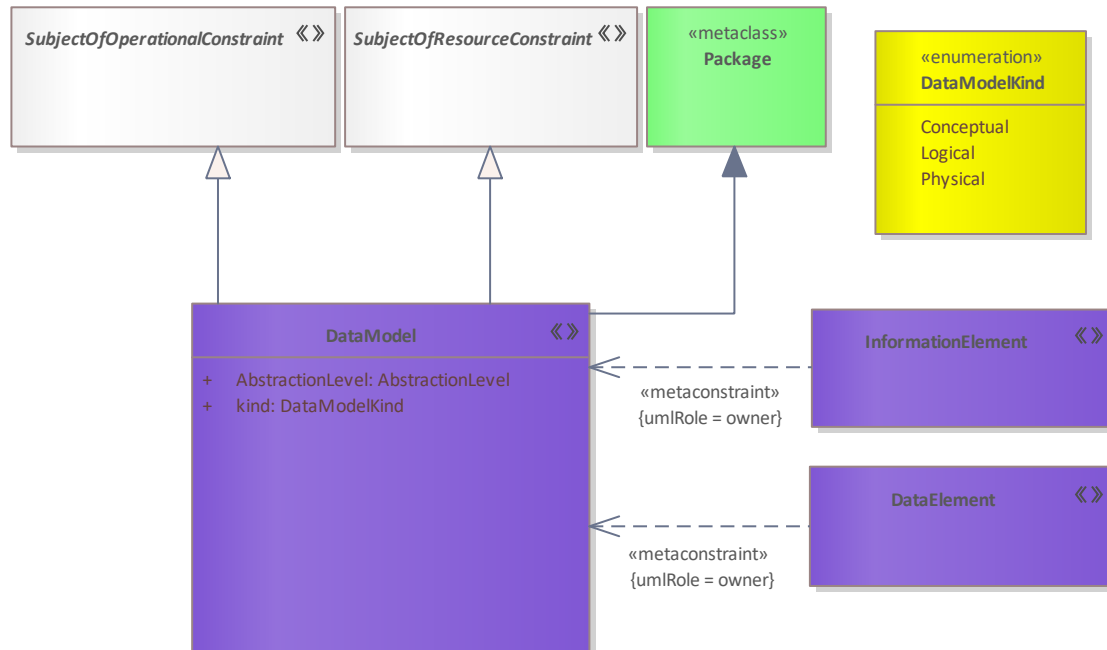


Figure 137: DataModel

### Elements in Diagram

Name	Definition
<a href="#">DataElement</a>	A formalized representation of data that is managed by or exchanged between resources.
<a href="#">DataModel</a>	A structural specification of data types, showing relationships between them that is devoid of implementation detail. The type of data captured in the DataModel is described using the enumeration DataModelKind (Conceptual, Logical and Physical).
<a href="#">InformationElement</a>	An item of information that flows between OperationalPerformers and is produced and consumed by the OperationalActivities that the OperationalPerformers are capable to perform (see IsCapableToPerform).
<a href="#">SubjectOfOperationalConstraint</a>	An abstract type grouping elements that can be the subject of an OperationalConstraint.
<a href="#">SubjectOfResourceConstraint</a>	An abstract type grouping elements that can be the subject of a ResourceConstraint.

### Tagged Values

Tag Name	Valid Values
AbstractionLevel	not set, 0, 1, 2, 3, 4, 5, 6, R
kind	Conceptual, Logical, Physical
URI	String

### Relevant Viewpoints

- [L7 - Information Model](#)
- [P7 - Data Model](#)

## 3.82 DataRole

### Definition

A usage of DataElement that exists in the context of an ResourceAsset. It also allows the representation of the whole-part aggregation of DataElements.

### Meta Model

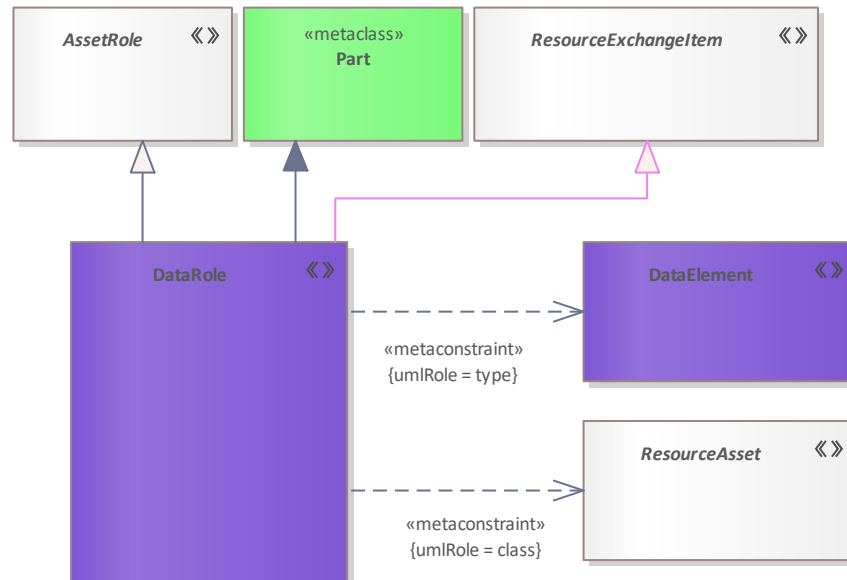


Figure 138: DataRole

### Elements in Diagram

Name	Definition
<a href="#">AssetRole</a>	AssetRole as applied to Security views, an abstract element that indicates the type of elements that can be considered as a subject for security analysis in the particular context (currently no security viewpoints in the framework).
<a href="#">DataElement</a>	A formalized representation of data that is managed by or exchanged between resources.
<a href="#">DataRole</a>	A usage of DataElement that exists in the context of an ResourceAsset. It also allows the representation of the whole-part aggregation of DataElements.
<a href="#">ResourceAsset</a>	An abstract element used to group the elements of ResourcePerformer and DataElement allowing them to own DataRoles
<a href="#">ResourceExchangeItem</a>	An abstract type grouping elements that defines the types of elements that can be exchanged between ResourcePerformers and conveyed by a ResourceExchange.

### Tagged Values

Tag Name	Valid Values
AbstractionLevel	not set, 0, 1, 2, 3, 4, 5, 6, R
URI	String

### Relevant Viewpoints

- [P2 - Resource Structure](#)
- [P3 - Resource Connectivity](#)
- [P7 - Data Model](#)
- [S3 - Service Interfaces](#)

## 3.83 Definition

### Definition

A comment containing a description of an element in the architecture.

### Meta Model

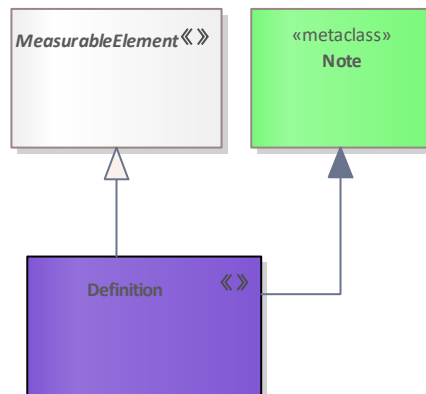


Figure 139: Definition

### Elements in Diagram

Name	Definition
<a href="#">Definition</a>	A comment containing a description of an element in the architecture.
<a href="#">MeasurableElement</a>	Abstract type, grouping elements that can be measured by applying MeasurementSets to them.

### Tagged Values

Tag Name	Valid Values
URI	String

### Relevant Viewpoints

## 3.84 DerivedFrom

### Definition

Relation that shows that a functional or non-functional requirement is based on a process, role and task carrier, information element or other element.

### Meta Model

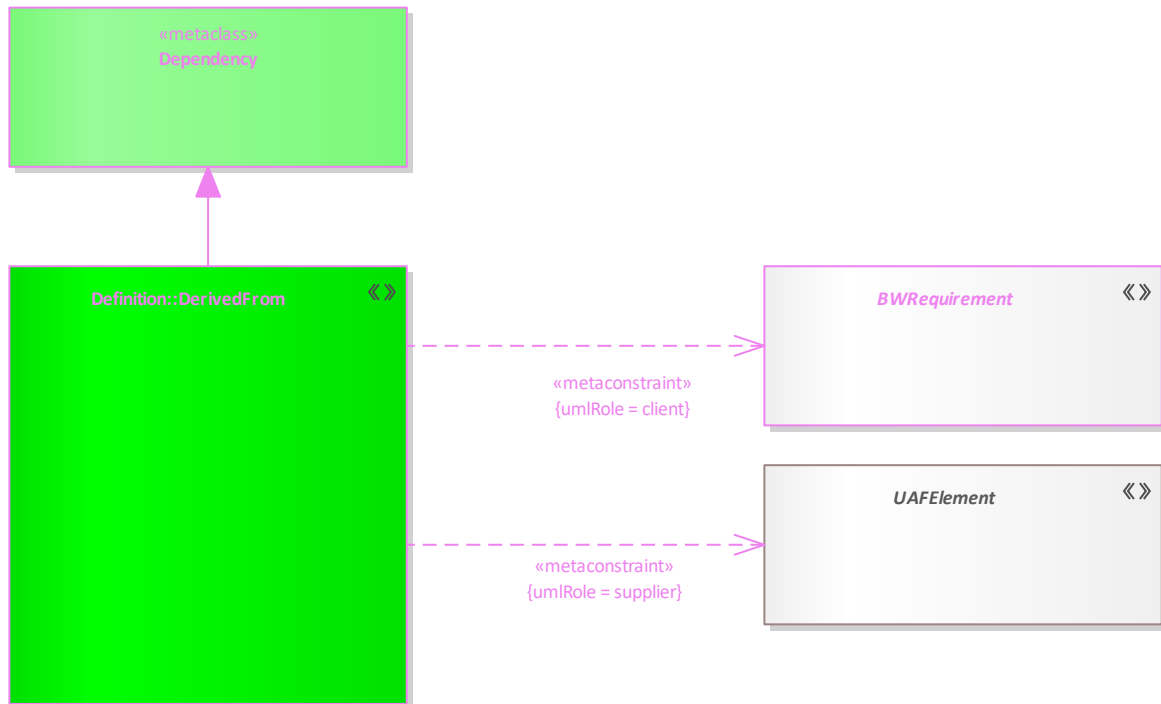


Figure 140: DerivedFrom

### Elements in Diagram

Name	Definition
<a href="#">BWRequirement</a>	Abstract base class for requirements.
<a href="#">DerivedFrom</a>	Relation that shows that a functional or non-functional requirement is based on a process, role and task carrier, information element or other element.
<a href="#">UAFElement</a>	Abstract super type for all of the UAF elements. It provides a way for all of the UAF elements to have a common set of properties.

### Tagged Values

### Relevant Viewpoints

- [R7 - Requirement Derivation](#)

## 3.85 DescribedBy

### Definition

A relationship that expresses that an architectural description describes an architecture.

### Meta Model

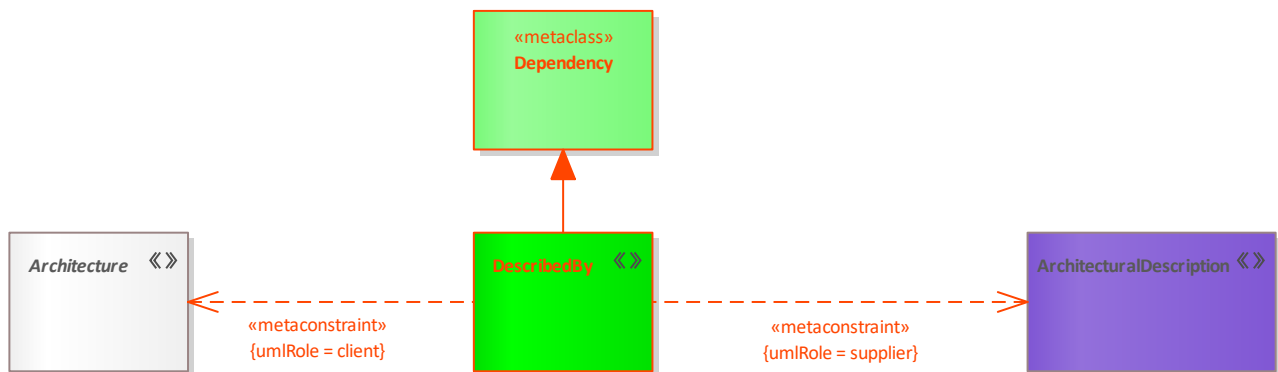


Figure 141: DescribedBy

### Elements in Diagram

Name	Definition
<a href="#">ArchitecturalDescription</a>	An Architecture Description is a work product used to express the Architecture of some System Of Interest. It provides executive-level summary information about the architecture description in a consistent form to allow quick reference and comparison bet
<a href="#">Architecture</a>	An abstract type that represents a generic architecture. Subtypes are OperationalArchitecture and ResourceArchitecture.
<a href="#">DescribedBy</a>	A relationship that expresses that an architectural description describes an architecture.

### Tagged Values

### Relevant Viewpoints

- [A1 - Meta-Data Definitions](#)

## 3.86 DesiredEffect

### Definition

A tuple relating the Desirer (a Capability or OrganizationalResource) to an ActualState.

### Meta Model

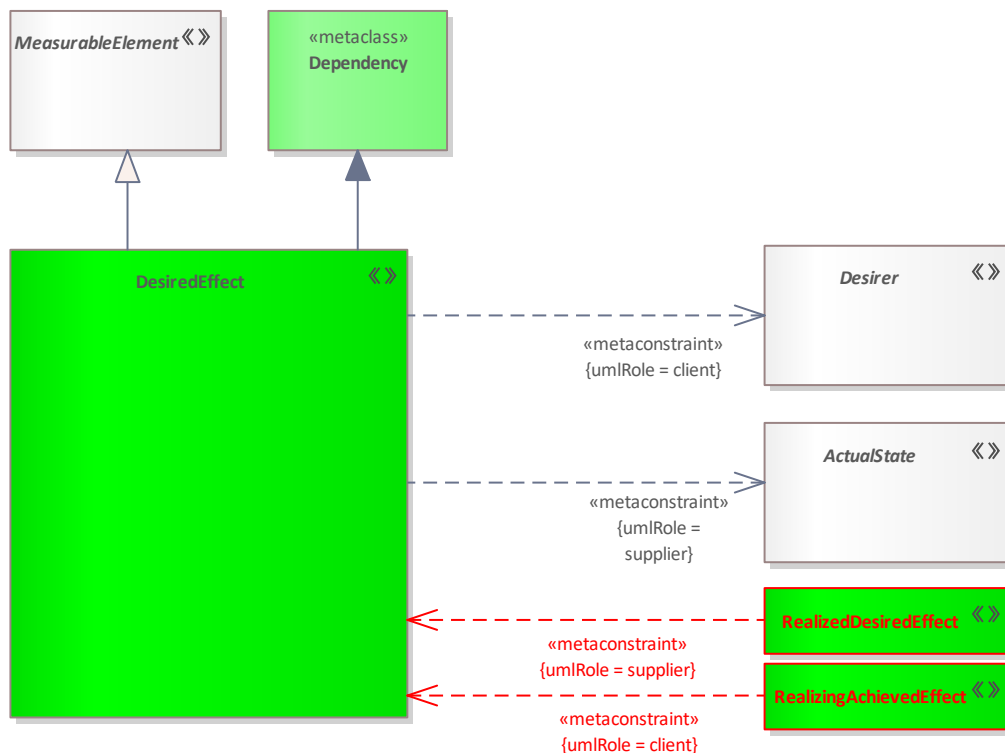


Figure 142: DesiredEffect

### Elements in Diagram

Name	Definition
<a href="#">ActualState</a>	Abstract element that applies temporal extent to a set of elements realized as Instance Specifications.
<a href="#">DesiredEffect</a>	A tuple relating the Desirer (a Capability or OrganizationalResource) to an ActualState.
<a href="#">Desirer</a>	Abstract type used to group architecture elements that might desire a particular effect.
<a href="#">MeasurableElement</a>	Abstract type, grouping elements that can be measured by applying MeasurementSets to them.
<a href="#">RealizedDesiredEffect</a>	Relationship that expresses which connector DesiredEffect the connector AchievedEffect realizes.
<a href="#">RealizingAchievedEffect</a>	Relationship that expresses which connector AchievedEffect realizes the connector DesiredEffect.

### Tagged Values

Tag Name	Valid Values
URI	String

### Relevant Viewpoints

- [C5 - Effects](#)



## 3.87 Desirer

### Definition

Abstract type used to group architecture elements that might desire a particular effect.

### Meta Model

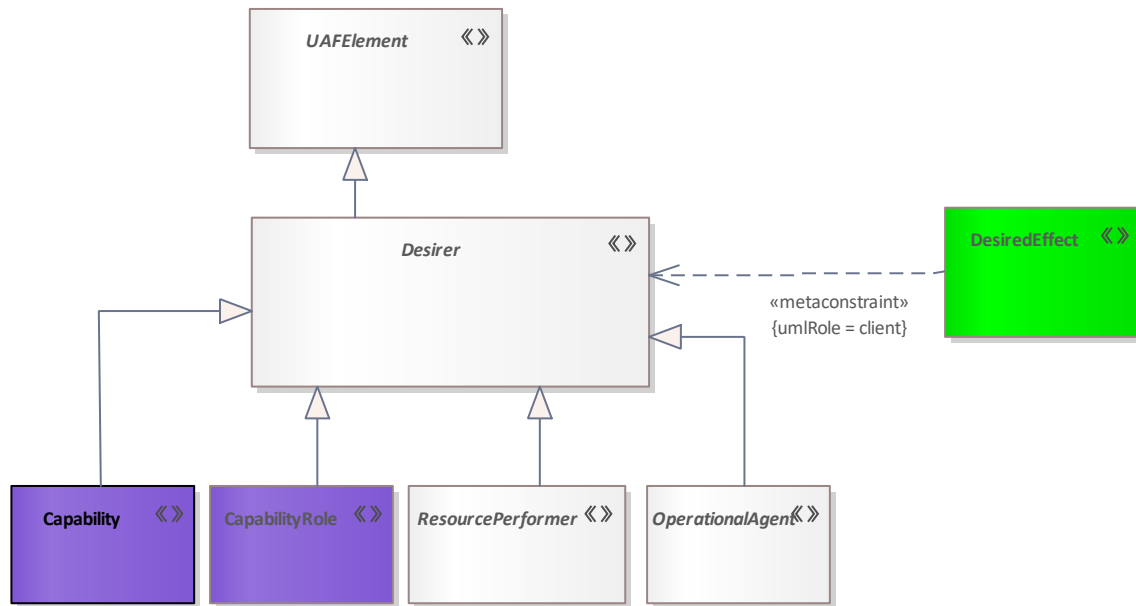


Figure 143: Desirer

### Elements in Diagram

Name	Definition
<a href="#">Capability</a>	A high level specification of the enterprise's ability to execute a specified course of action.
<a href="#">CapabilityRole</a>	A high level specification of the enterprise's ability to execute a specified course of action.
<a href="#">DesiredEffect</a>	A tuple relating the Desirer (a Capability or OrganizationalResource) to an ActualState.
<a href="#">Desirer</a>	Abstract type used to group architecture elements that might desire a particular effect.
<a href="#">OperationalAgent</a>	An abstract type grouping Operational Architecture and Operational Performer.
<a href="#">ResourcePerformer</a>	An abstract type grouping elements that can be the subject of a SecurityConstraint (there are currently no security viewpoints in the NAF).
<a href="#">UAFElement</a>	Abstract super type for all of the UAF elements. It provides a way for all of the UAF elements to have a common set of properties.

### Tagged Values

Tag Name	Valid Values
URI	String

### Relevant Viewpoints

## 3.88 DocumentReference

### Definition

The element describes a regulation, instruction or a general document.

### Meta Model

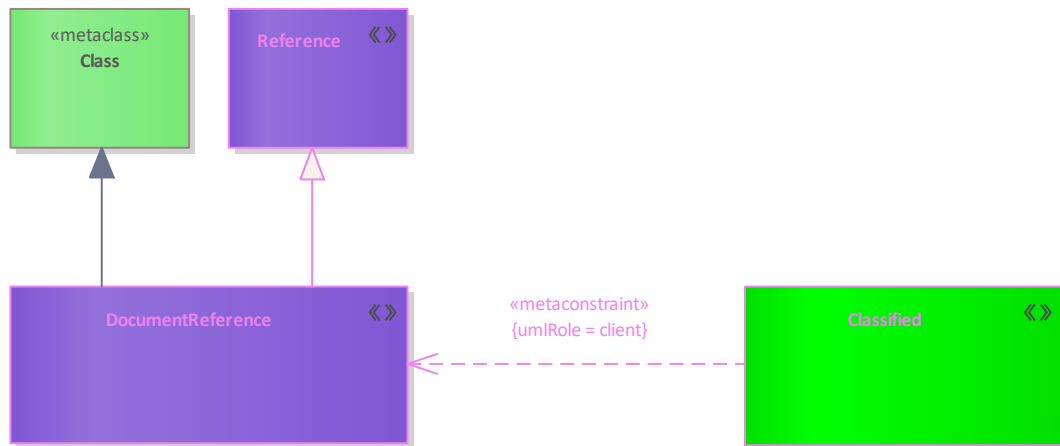


Figure 144: DocumentReference

### Elements in Diagram

Name	Definition
<a href="#">Classified</a>	Relationship that indicates which classification an element has.
<a href="#">DocumentReference</a>	The element describes a regulation, instruction or a general document.
<a href="#">Reference</a>	Element describes all types of references.

### Tagged Values

Tag Name	Valid Values
Date	Date

### Relevant Viewpoints

- [C1 - Capability Taxonomy](#)
- [C2 - Enterprise Vision](#)
- [C3 - Capability Dependencies](#)
- [C4 - Standard Processes](#)
- [C5 - Effects](#)
- [C7 - Performance Parameters](#)
- [C8 - Planning Assumption](#)
- [L1 - Node Types](#)
- [L2 - Logical Scenario](#)
- [L2-L3 - Logical Concept Viewpoint](#)
- [L3 - Node Interaction](#)
- [L4 - Logical Activities](#)
- [L4-P4 Activity to Function Mapping](#)
- [L5 - Logical States](#)
- [L6 - Logical Sequence](#)
- [L7 - Information Model](#)
- [L8 - Logical Constraints](#)
- [Lr - Lines of Development](#)
- [P1- Resource Types](#)
- [P2 - Resource Structure](#)
- [P3 - Resource Connectivity](#)
- [P4 - Resource Functions](#)
- [P5 - Resource States](#)
- [P6 - Resource Sequence](#)

- [P7 - Data Model](#)
- [P8 - Resource Constraints](#)
- [Pr - Configuration Management](#)
- [R7 - Requirement Derivation](#)
- [S1 - Service Taxonomy](#)
- [S2 - Service Structure](#)
- [S3 - Service Interfaces](#)
- [S4 - Service Functions](#)
- [S5 - Service States](#)
- [S7 - Service Interface Parameters](#)
- [S8 - Service Policy](#)

## 3.89 EnduringTask

### Definition

A type of template behavior recognized by an enterprise as being essential to achieving its goals - i.e. a template for a strategic specification of what the enterprise does.

### Meta Model

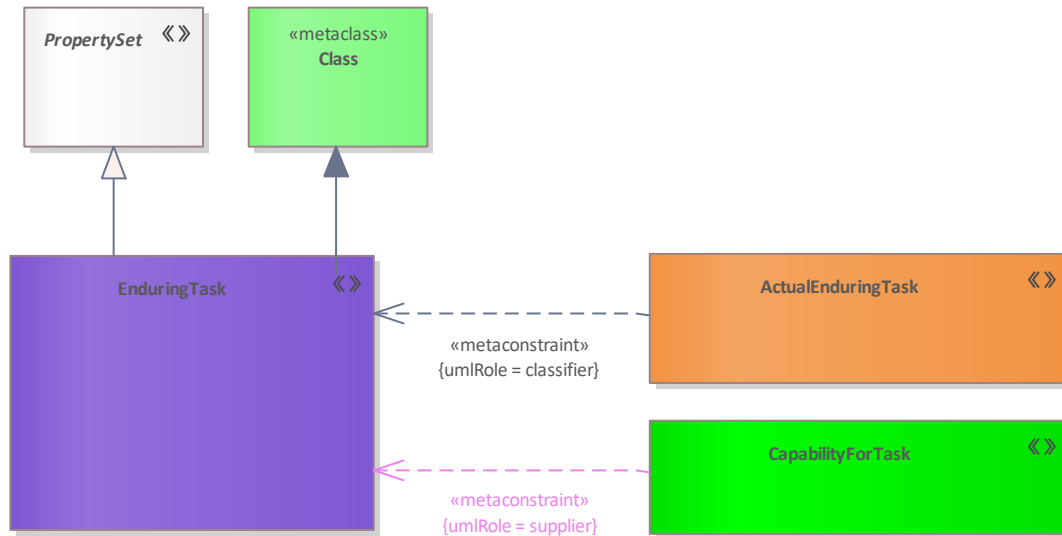


Figure 145: EnduringTask

### Elements in Diagram

Name	Definition
<a href="#">ActualEnduringTask</a>	An actual undertaking recognized by an enterprise as being essential to achieving its goals - i.e. a strategic specification of what the enterprise does.
<a href="#">CapabilityForTask</a>	A tuple that asserts that a Capability is required in order for an Enterprise to conduct a phase of an EnduringTask.
<a href="#">EnduringTask</a>	A type of template behavior recognized by an enterprise as being essential to achieving its goals - i.e. a template for a strategic specification of what the enterprise does.
<a href="#">PropertySet</a>	An abstract type grouping architectural elements that can own Measurements.

### Tagged Values

Tag Name	Valid Values
URI	String

### Relevant Viewpoints

- [C2 - Enterprise Vision](#)
- [C4 - Standard Processes](#)

## 3.90 Energy

### Definition

A representation of any kind of energy.

### Meta Model

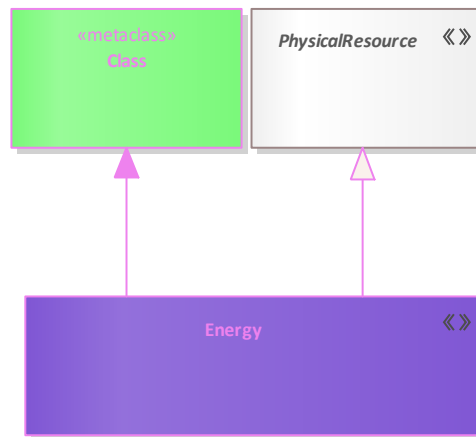


Figure 146: Energy

### Elements in Diagram

Name	Definition
<a href="#">Energy</a>	A representation of any kind of energy.
<a href="#">PhysicalResource</a>	An abstract type defining physical resources (i.e. <code>OrganizationalResource</code> , <code>ResourceArtifact</code> and <code>NaturalResource</code> ).

### Tagged Values

Tag Name	Valid Values
AbstractionLevel	not set, 0, 1, 2, 3, 4, 5, 6, R
URI	String

### Relevant Viewpoints

- [L2 - Logical Scenario](#)
- [L3 - Node Interaction](#)
- [P1- Resource Types](#)
- [P2 - Resource Structure](#)

## 3.91 EnterpriseGoal

### Definition

A statement about a state or condition of the enterprise to be brought about or sustained through appropriate Means. An EnterpriseGoal amplifies an EnterpriseVision that is, it indicates what must be satisfied on a continuing basis to effectively attain the EnterpriseVision.

### Meta Model

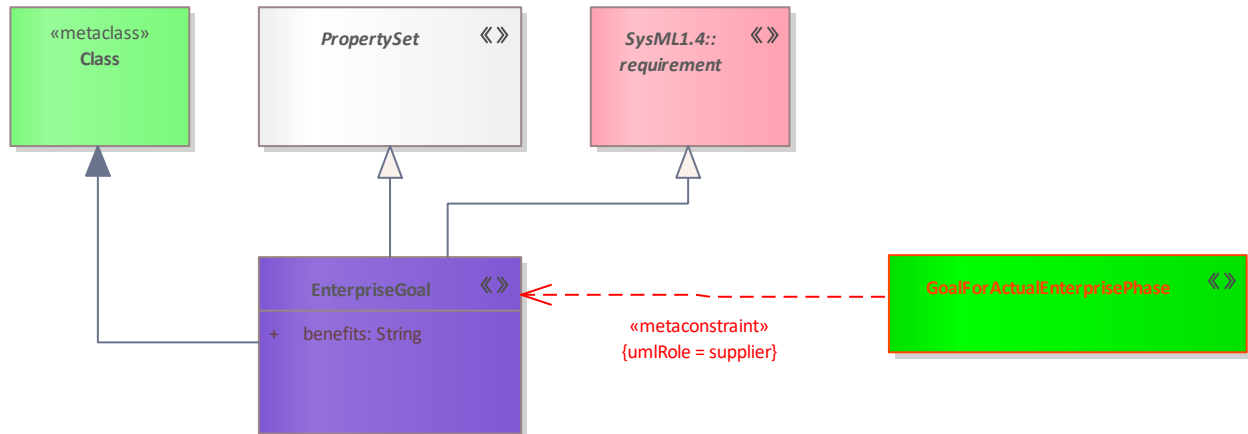


Figure 147: EnterpriseGoal

### Elements in Diagram

Name	Definition
<a href="#">EnterpriseGoal</a>	A statement about a state or condition of the enterprise to be brought about or sustained through appropriate Means. An EnterpriseGoal amplifies an EnterpriseVision that is, it indicates what must be satisfied on a continuing basis to effectively attain t
<a href="#">GoalForActualEnterprisePhase</a>	A relationship that expresses which actual enterprisephase implements an enterprisegoal.
<a href="#">PropertySet</a>	An abstract type grouping architectural elements that can own Measurements.

### Tagged Values

Tag Name	Valid Values
AbstractionLevel	not set, 0, 1, 2, 3, 4, 5, 6, R
benefits	String
URI	String

### Relevant Viewpoints

- [C2 - Enterprise Vision](#)

## 3.92 EnterprisePhase

### Definition

A current or future state of the wholeLifeEnterprise or another EnterprisePhase.

### Meta Model

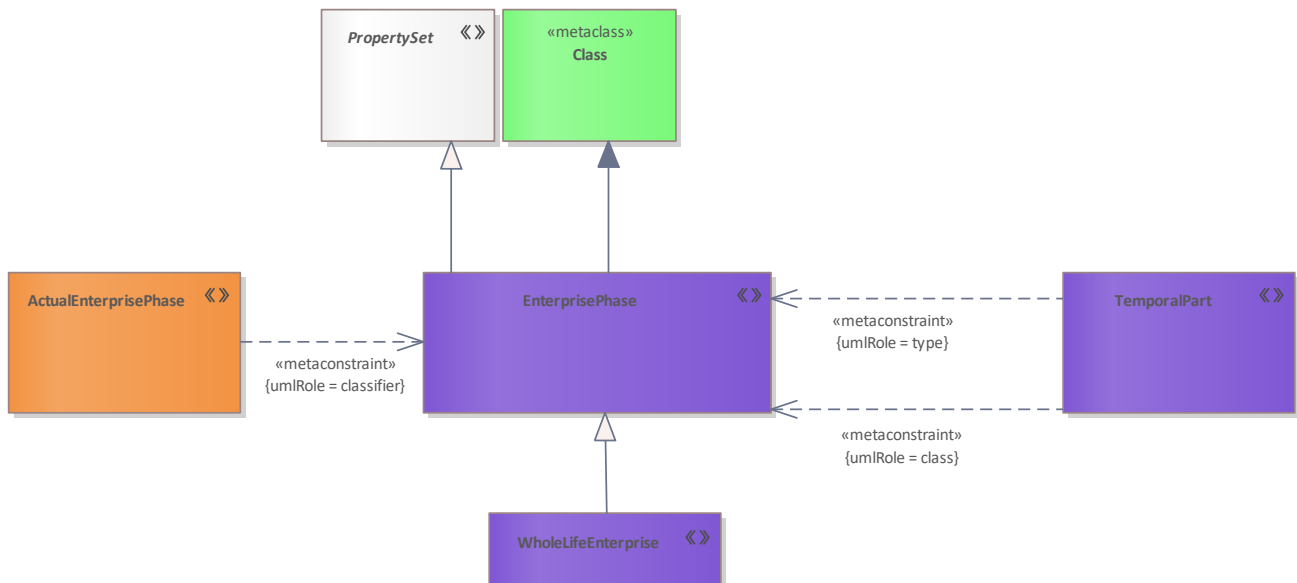


Figure 148: EnterprisePhase

### Elements in Diagram

Name	Definition
<a href="#">ActualEnterprisePhase</a>	The ActualState that describes the phase of an Enterprise endeavor.
<a href="#">EnterprisePhase</a>	A current or future state of the wholeLifeEnterprise or another EnterprisePhase.
<a href="#">PropertySet</a>	An abstract type grouping architectural elements that can own Measurements.
<a href="#">TemporalPart</a>	A current or future state of the wholeLifeEnterprise or another EnterprisePhase.
<a href="#">WholeLifeEnterprise</a>	A WholeLifeEnterprise is a purposeful endeavor of any size involving people, organizations and supporting systems. It is made up of TemporalParts and StructuralParts.

### Tagged Values

Tag Name	Valid Values
AbstractionLevel	not set, 0, 1, 2, 3, 4, 5, 6, R
toBe	true, false, unknown, not set
URI	String

### Relevant Viewpoints

- [A2 - Architecture Products](#)
- [C2 - Enterprise Vision](#)
- [Lr - Lines of Development](#)
- [P1- Resource Types](#)

## 3.93 EnterpriseVision

### Definition

A Vision describes the future state of the enterprise, without regard to how it is to be achieved.

### Meta Model

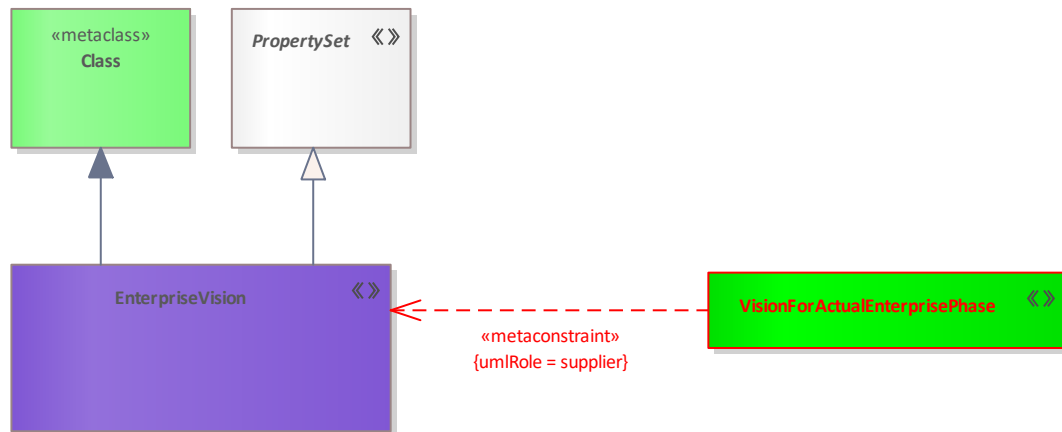


Figure 149: EnterpriseVision

### Elements in Diagram

Name	Definition
<a href="#">EnterpriseVision</a>	A Vision describes the future state of the enterprise, without regard to how it is to be achieved.
<a href="#">PropertySet</a>	An abstract type grouping architectural elements that can own Measurements.
<a href="#">VisionForActualEnterprisePhase</a>	A relationship that expresses which actual enterprisephase implements an enterprisevision.

### Tagged Values

Tag Name	Valid Values
AbstractionLevel	not set, 0, 1, 2, 3, 4, 5, 6, R
URI	String

### Relevant Viewpoints

- [C2 - Enterprise Vision](#)



## 3.94 Environment

### Definition

A definition of the environmental factors in which something exists or functions. The definition of an Environment element can be further defined using EnvironmentKind.

### Meta Model

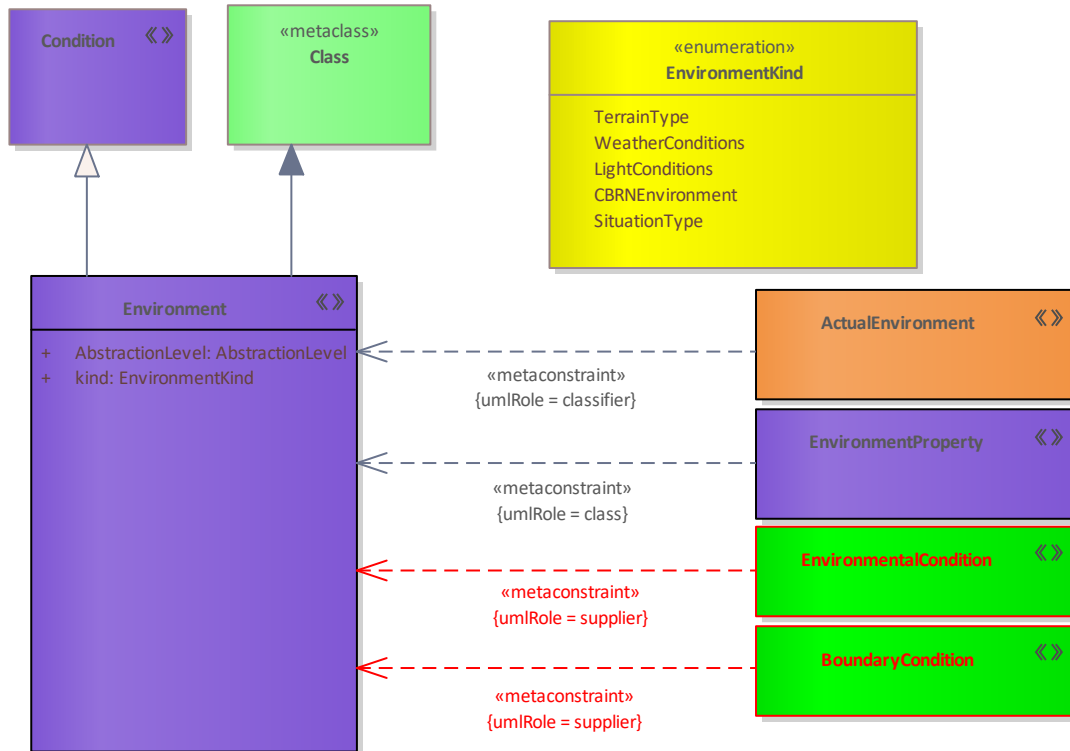


Figure 150: Environment

### Elements in Diagram

Name	Definition
<a href="#">ActualEnvironment</a>	The ActualState that describes the circumstances of an Environment.
<a href="#">BoundaryCondition</a>	A relationship that expresses which environment is relevant to an resource exchange.
<a href="#">Condition</a>	A type that defines the Location, Environment and/or GeoPoliticalExtent.
<a href="#">Environment</a>	A definition of the environmental factors in which something exists or functions. The definition of an Environment element can be further defined using EnvironmentKind.
<a href="#">EnvironmentalCondition</a>	Relationship that indicates under which environment an exhibits-relationship takes place.
<a href="#">EnvironmentProperty</a>	A property of an Environment that is typed by a Condition. The kinds of Condition that can be represented are Location, GeoPoliticalExtentType and Environment.

### Tagged Values

Tag Name	Valid Values
AbstractionLevel	not set, 0, 1, 2, 3, 4, 5, 6, R
kind	TerrainType, WeatherConditions, LightConditions, CBRNEnvironment, SituationType
URI	String

### Relevant Viewpoints

- [C1-S1 - Capability to Service Mapping](#)
- [C2 - Enterprise Vision](#)
- [C5 - Effects](#)
- [Cr - Capability Roadmap](#)
- [L1 - Node Types](#)
- [L2 - Logical Scenario](#)
- [L3 - Node Interaction](#)
- [P2 - Resource Structure](#)

## 3.95 EnvironmentalCondition

### Definition

Relationship that indicates under which environment an exhibits-relationship takes place.

### Meta Model

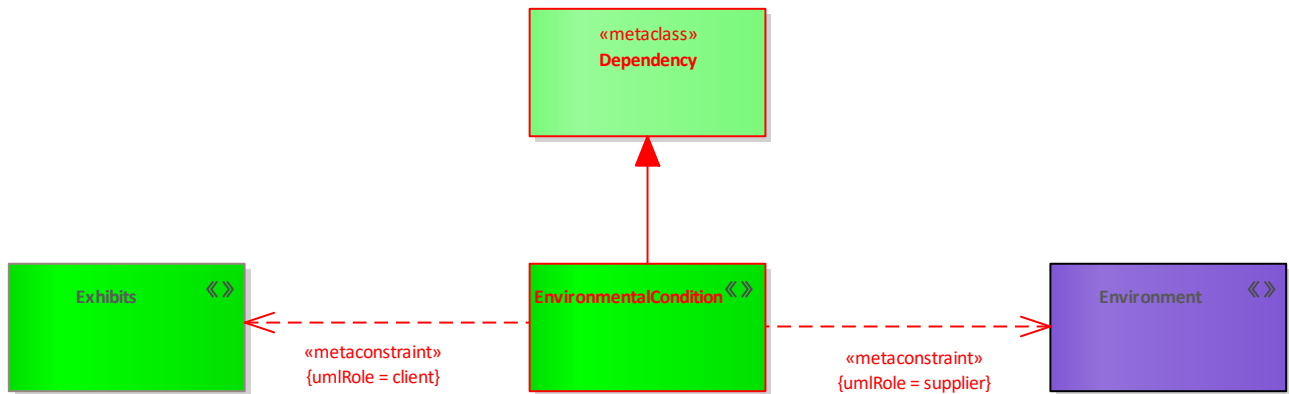


Figure 151: EnvironmentalCondition

### Elements in Diagram

Name	Definition
<a href="#">Environment</a>	A definition of the environmental factors in which something exists or functions. The definition of an Environment element can be further defined using EnvironmentKind.
<a href="#">EnvironmentalCondition</a>	Relationship that indicates under which environment an exhibits-relationship takes place.
<a href="#">Exhibits</a>	A tuple that exists between a CapableElement and a Capability that it meets under specific environmental conditions.

### Tagged Values

#### Relevant Viewpoints

- [C1-S1 - Capability to Service Mapping](#)
- [C2 - Enterprise Vision](#)
- [C5 - Effects](#)
- [Cr - Capability Roadmap](#)
- [L1 - Node Types](#)

## 3.96 EnvironmentalContext

### Definition

Relationship that indicates under which condition an measurement counts.

### Meta Model

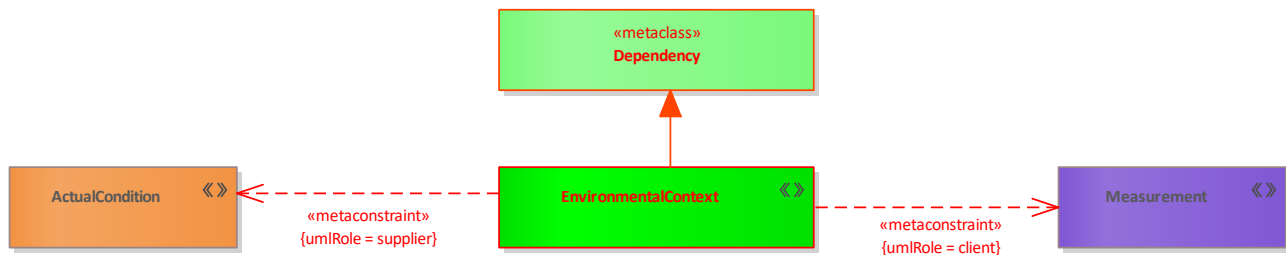


Figure 152: EnvironmentalContext

### Elements in Diagram

Name	Definition
<a href="#">ActualCondition</a>	An individual describing an actual situation with respect to circumstances under which an OperationalActivity, Function or ServiceFunction can be performed.
<a href="#">EnvironmentalContext</a>	Relationship that indicates under which condition an measurement counts.
<a href="#">Measurement</a>	A property of an element representing something in the physical world, expressed in amounts of a unit of measure.
<a href="#">Measurement</a>	A property of an element representing something in the physical world, expressed in amounts of a unit of measure.
<a href="#">Measurement</a>	A property of an element representing something in the physical world, expressed in amounts of a unit of measure.

### Tagged Values

#### Relevant Viewpoints

- [C1 - Capability Taxonomy](#)
- [C7 - Performance Parameters](#)
- [L1 - Node Types](#)
- [L2 - Logical Scenario](#)
- [L2-L3 - Logical Concept Viewpoint](#)
- [L3 - Node Interaction](#)
- [P1- Resource Types](#)
- [P2 - Resource Structure](#)
- [P3 - Resource Connectivity](#)
- [P4 - Resource Functions](#)
- [S1 - Service Taxonomy](#)
- [S2 - Service Structure](#)
- [S8 - Service Policy](#)

## 3.97 EnvironmentProperty

### Definition

A property of an Environment that is typed by a Condition. The kinds of Condition that can be represented are Location, GeoPoliticalExtentType and Environment.

### Meta Model

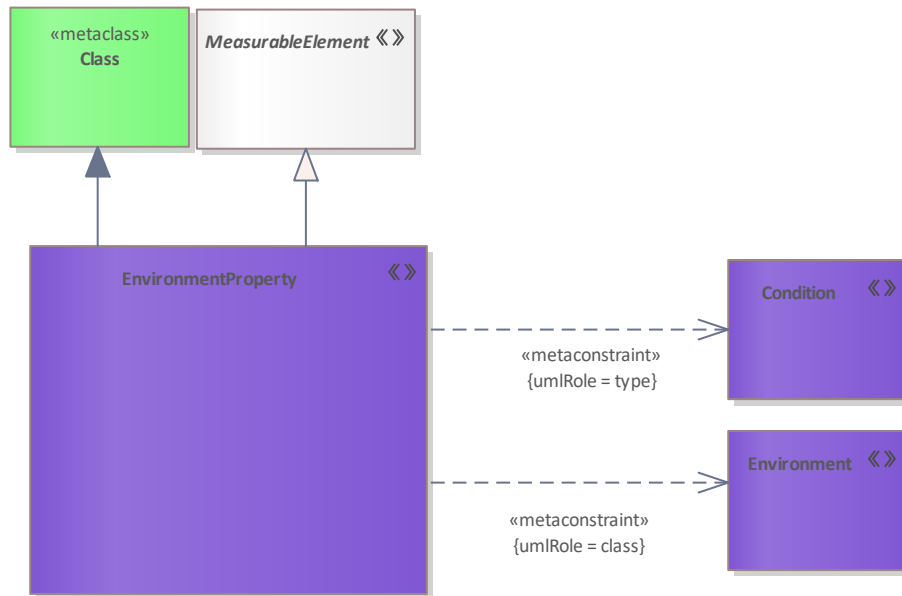


Figure 153: EnvironmentProperty

### Elements in Diagram

Name	Definition
<a href="#">Condition</a>	A type that defines the Location, Environment and/or GeoPoliticalExtent.
<a href="#">Environment</a>	A definition of the environmental factors in which something exists or functions. The definition of an Environment element can be further defined using EnvironmentKind.
<a href="#">EnvironmentProperty</a>	A property of an Environment that is typed by a Condition. The kinds of Condition that can be represented are Location, GeoPoliticalExtentType and Environment.
<a href="#">MeasurableElement</a>	Abstract type, grouping elements that can be measured by applying MeasurementSets to them.

### Tagged Values

Tag Name	Valid Values
AbstractionLevel	not set, 0, 1, 2, 3, 4, 5, 6, R
URI	String

### Relevant Viewpoints

## 3.98 Evaluates

### Definition

This relation states that an evaluation criterion (FulfilmentCriterion) can be assigned to a specific acceptance criterion (FitCriterion).

### Meta Model

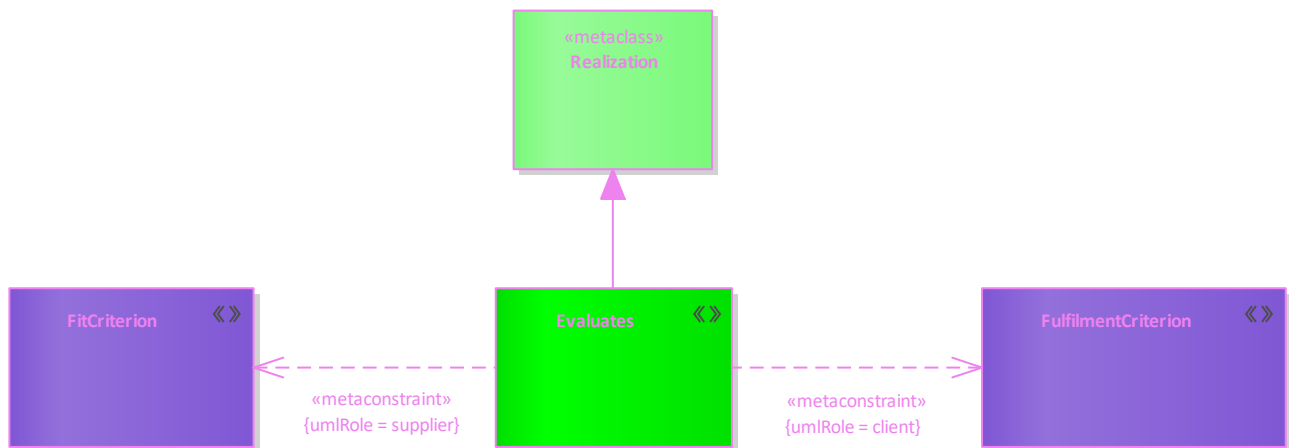


Figure 154: Evaluates

### Elements in Diagram

Name	Definition
<a href="#">Evaluates</a>	This relation states that an evaluation criterion (FulfilmentCriterion) can be assigned to a specific acceptance criterion (FitCriterion).
<a href="#">FitCriterion</a>	This element represents an acceptance criterion for a functional or non-functional requirement.
<a href="#">FulfilmentCriterion</a>	This element represents a criterion for evaluating the degree of implementation of a functional or non-functional requirement.

### Tagged Values

#### Relevant Viewpoints

- [R8 - Requirement Fulfilment](#)

## 3.99 Exchange

### Definition

Abstract tuple, grouping OperationalExchanges and ResourceExchanges that exchange Resources.

### Meta Model

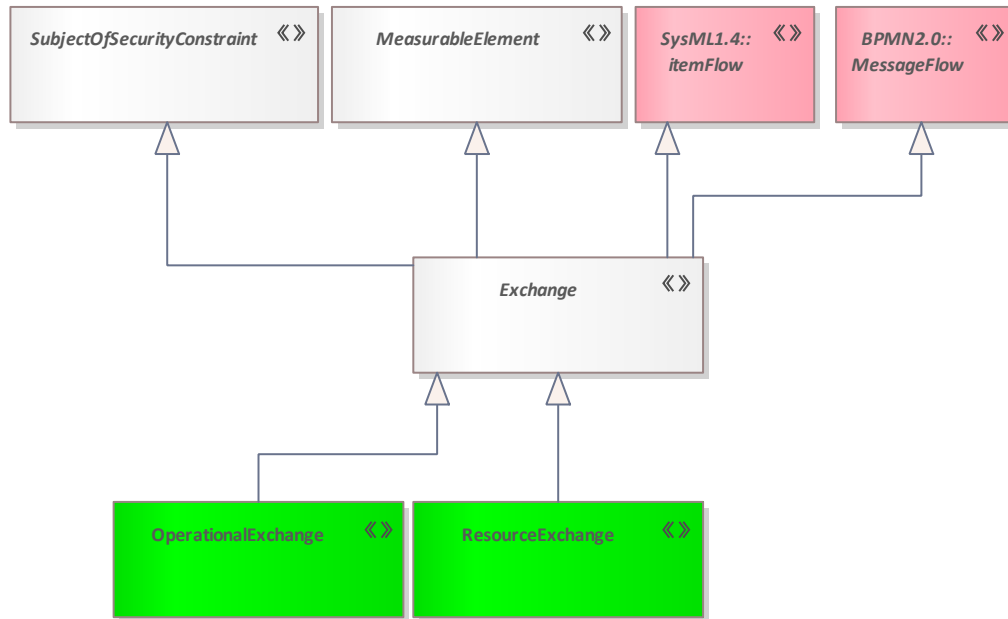


Figure 155: Exchange

### Elements in Diagram

Name	Definition
<a href="#">Exchange</a>	Abstract tuple, grouping OperationalExchanges and ResourceExchanges that exchange Resources.
<a href="#">MeasurableElement</a>	Abstract type, grouping elements that can be measured by applying MeasurementSets to them.
<a href="#">OperationalExchange</a>	Asserts that a flow can exist between OperationalPerformers (i.e. flows of information, people, materiel, or energy).
<a href="#">ResourceExchange</a>	Asserts that a flow can exist between ResourcePerformers (i.e. flows of data, people, material, or energy).
<a href="#">SubjectOfSecurityConstraint</a>	An abstract grouping of elements that can be the subject of a SecurityConstraint.  Element is not used in the current version of the framework and reserved for future developments.

### Tagged Values

Tag Name	Valid Values
URI	String

### Relevant Viewpoints

## 3.100 Exchangeltem

### Definition

An abstract grouping for elements that defines the types of elements that can be exchanged between Assets and conveyed by an Exchange.

### Meta Model

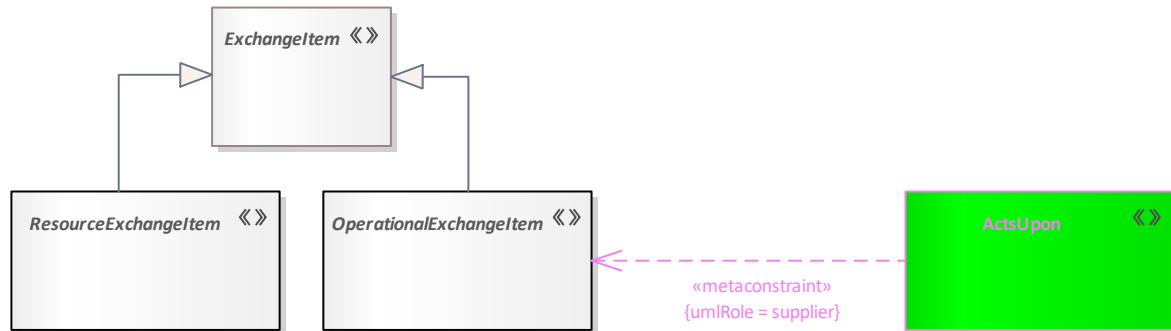


Figure 156: Exchangeltem

### Elements in Diagram

Name	Definition
<a href="#">ActsUpon</a>	Asserts that something (subject) is acted upon by an OperationalActivity (activity).
<a href="#">Exchangeltem</a>	An abstract grouping for elements that defines the types of elements that can be exchanged between Assets and conveyed by an Exchange.
<a href="#">OperationalExchangeltem</a>	An abstract grouping for elements that defines the types of elements that can be exchanged between OperationalPerformers and conveyed by an OperationalExchange.
<a href="#">ResourceExchangeltem</a>	An abstract type grouping elements that defines the types of elements that can be exchanged between ResourcePerformers and conveyed by a ResourceExchange.

### Tagged Values

Tag Name	Valid Values
AbstractionLevel	not set, 0, 1, 2, 3, 4, 5, 6, R

### Relevant Viewpoints



## 3.101 Exhibits

### Definition

A tuple that exists between a CapableElement and a Capability that it meets under specific environmental conditions.

### Meta Model

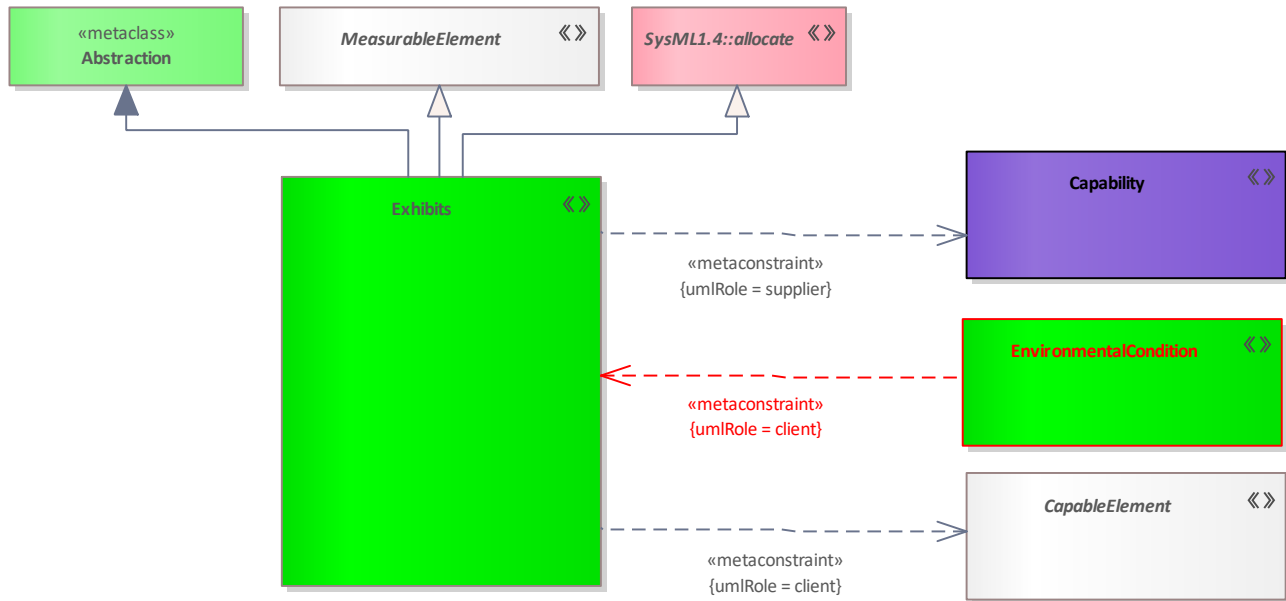


Figure 157: Exhibits

### Elements in Diagram

Name	Definition
<a href="#">Capability</a>	A high level specification of the enterprise's ability to execute a specified course of action.
<a href="#">CapableElement</a>	An abstract type that represents a structural element that can perform behaviors (i.e. OperationalActivity).
<a href="#">EnvironmentalCondition</a>	Relationship that indicates under which environment an exhibits-relationship takes place.
<a href="#">Exhibits</a>	A tuple that exists between a CapableElement and a Capability that it meets under specific environmental conditions.
<a href="#">MeasurableElement</a>	Abstract type, grouping elements that can be measured by applying MeasurementSets to them.

### Tagged Values

Tag Name	Valid Values
URI	String

### Relevant Viewpoints

- [C1-S1 - Capability to Service Mapping](#)
- [C2 - Enterprise Vision](#)
- [C5 - Effects](#)
- [Cr - Capability Roadmap](#)
- [L1 - Node Types](#)

## 3.102 Expresses

### Definition

A relationship that expresses that an architectural description includes the following architectures.

### Meta Model

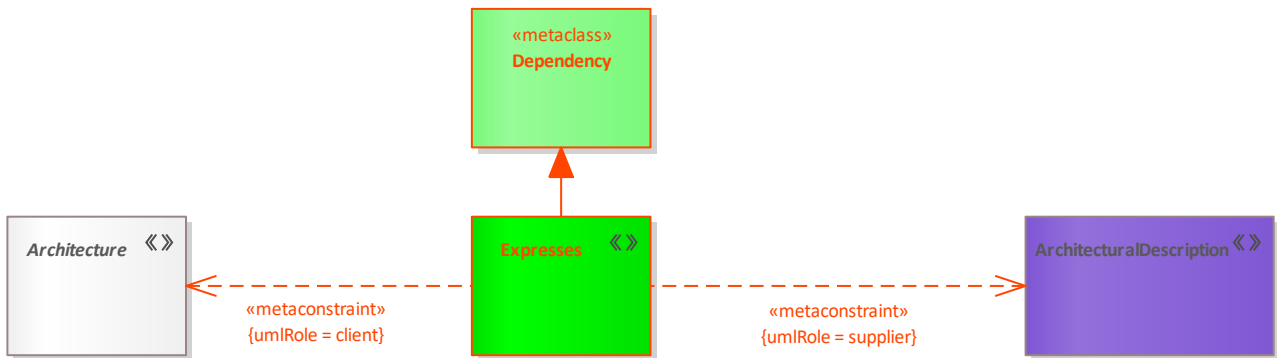


Figure 158: Expresses

### Elements in Diagram

Name	Definition
<a href="#">ArchitecturalDescription</a>	An Architecture Description is a work product used to express the Architecture of some System Of Interest. It provides executive-level summary information about the architecture description in a consistent form to allow quick reference and comparison bet
<a href="#">Architecture</a>	An abstract type that represents a generic architecture. Subtypes are OperationalArchitecture and ResourceArchitecture.
<a href="#">Expresses</a>	A relationship that expresses that an architectural description includes the following architectures.

### Tagged Values

### Relevant Viewpoints

- [A1 - Meta-Data Definitions](#)

## 3.103 FieldedCapability

### Definition

An individual, fully-realized capability.

### Meta Model

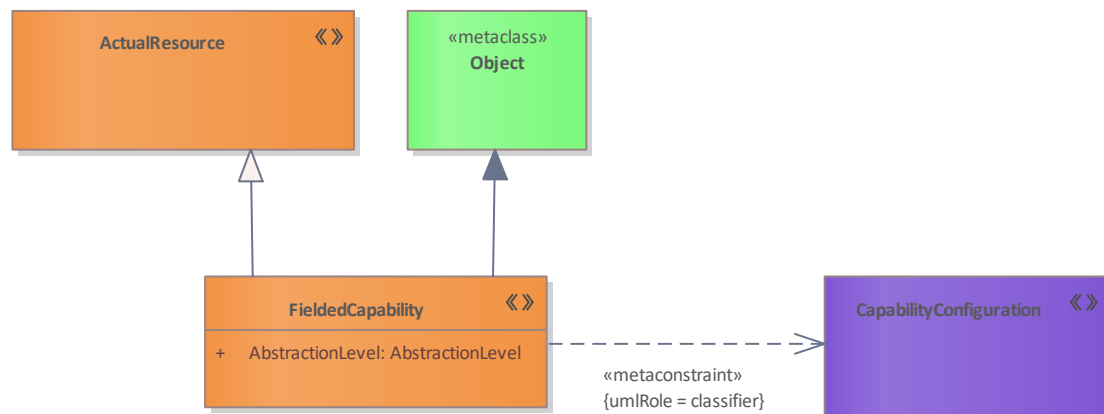


Figure 159: FieldedCapability

### Elements in Diagram

Name	Definition
<a href="#">ActualResource</a>	Role in an Organisation, where the role carries the authority to undertake a function - through the ActualOrganizationalResource given the role has the responsibility.
<a href="#">CapabilityConfiguration</a>	A composite structure representing the physical and human resources (and their interactions) in an enterprise, assembled to meet a capability).
<a href="#">FieldedCapability</a>	An individual, fully-realized capability.

### Tagged Values

Tag Name	Valid Values
AbstractionLevel	not set, 0, 1, 2, 3, 4, 5, 6, R
URI	String
endDate	endDate
startDate	startDate

### Relevant Viewpoints

- [C5 - Effects](#)
- [Cr - Capability Roadmap](#)

## 3.104 Finding

### Definition

An ascertainment made in the model, which relates to the methodology used, the subject under consideration, the tool or something else.

### Meta Model

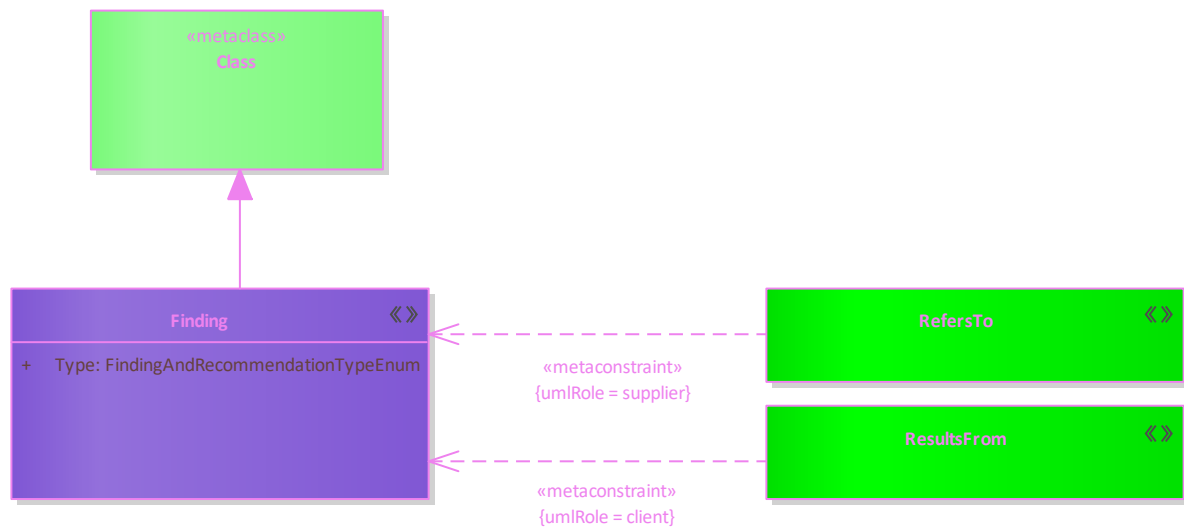


Figure 160: Finding

### Elements in Diagram

Name	Definition
<a href="#">Finding</a>	An ascertainment made in the model, which relates to the methodology used, the subject under consideration, the tool or something else.
<a href="#">RefersTo</a>	Relationship that assigns a finding to a recommendation.
<a href="#">ResultsFrom</a>	Relationship expresses that an element of architecture is the reason for a finding.

### Tagged Values

Tag Name	Valid Values
Type	Method, Tool, Others, Subject

### Relevant Viewpoints

- [A1 - Meta-Data Definitions](#)
- [A2 - Architecture Products](#)
- [A3 - Architecture Correspondence](#)
- [A6 - Architecture Versions](#)
- [A7 - Architecture Compliance](#)
- [A8 - Standards](#)
- [Ar - Architecture Roadmap](#)
- [C1 - Capability Taxonomy](#)
- [C1-S1 - Capability to Service Mapping](#)
- [C2 - Enterprise Vision](#)
- [C3 - Capability Dependencies](#)
- [C4 - Standard Processes](#)
- [C5 - Effects](#)
- [C7 - Performance Parameters](#)
- [C8 - Planning Assumption](#)
- [Cr - Capability Roadmap](#)
- [L1 - Node Types](#)
- [L2 - Logical Scenario](#)
- [L2-L3 - Logical Concept Viewpoint](#)

- [L3 - Node Interaction](#)
- [L4 - Logical Activities](#)
- [L4-P4 Activity to Function Mapping](#)
- [L5 - Logical States](#)
- [L6 - Logical Sequence](#)
- [L7 - Information Model](#)
- [L8 - Logical Constraints](#)
- [Lr - Lines of Development](#)
- [P1- Resource Types](#)
- [P2 - Resource Structure](#)
- [P3 - Resource Connectivity](#)
- [P4 - Resource Functions](#)
- [P5 - Resource States](#)
- [P6 - Resource Sequence](#)
- [P7 - Data Model](#)
- [P8 - Resource Constraints](#)
- [Pr - Configuration Management](#)
- [R2 - Requirement Catalogue](#)
- [R3 - Requirement Dependencies](#)
- [R7 - Requirement Derivation](#)
- [R8 - Requirement Fulfilment](#)
- [Rr - Requirement Realization](#)
- [S1 - Service Taxonomy](#)
- [S2 - Service Structure](#)
- [S3 - Service Interfaces](#)
- [S4 - Service Functions](#)
- [S5 - Service States](#)
- [S6 - Service Interactions](#)
- [S7 - Service Interface Parameters](#)
- [S8 - Service Policy](#)
- [Sr - Service Roadmap](#)

## 3.105 FitCriterion

### Definition

This element represents an acceptance criterion for a functional or non-functional requirement.

### Meta Model

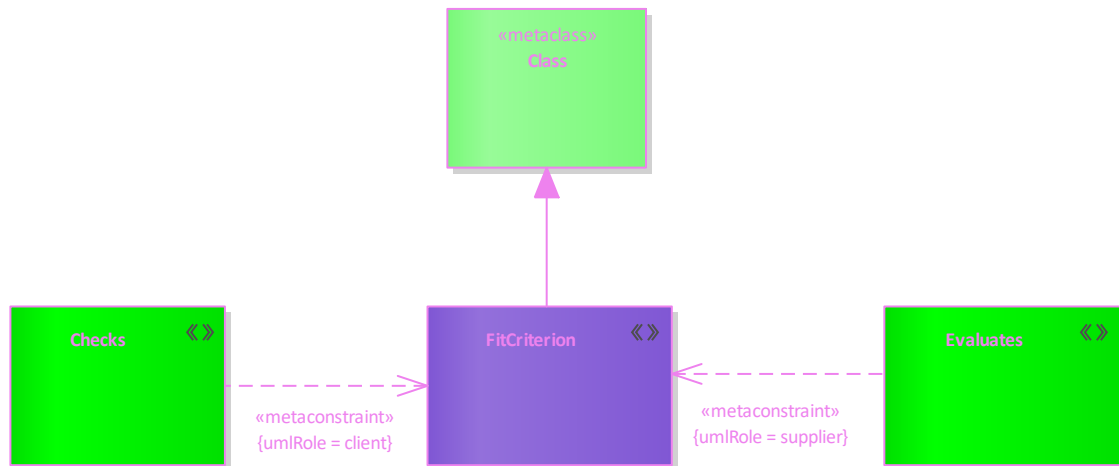


Figure 161: FitCriterion

### Elements in Diagram

Name	Definition
<a href="#">Checks</a>	Relation that shows that an acceptance criterion (FitCriterion) is valid for a functional or non-functional requirement.
<a href="#">Evaluates</a>	This relation states that an evaluation criterion (FulfilmentCriterion) can be assigned to a specific acceptance criterion (FitCriterion).
<a href="#">FitCriterion</a>	This element represents an acceptance criterion for a functional or non-functional requirement.

### Tagged Values

Tag Name	Valid Values
text	String

### Relevant Viewpoints

- [R8 - Requirement Fulfilment](#)

## 3.106 Forecast

### Definition

A tuple that specifies a transition from one Asset, Standard, Competence to another future one. It is related to an ActualEnterprisePhase to give it a temporal context.

### Meta Model

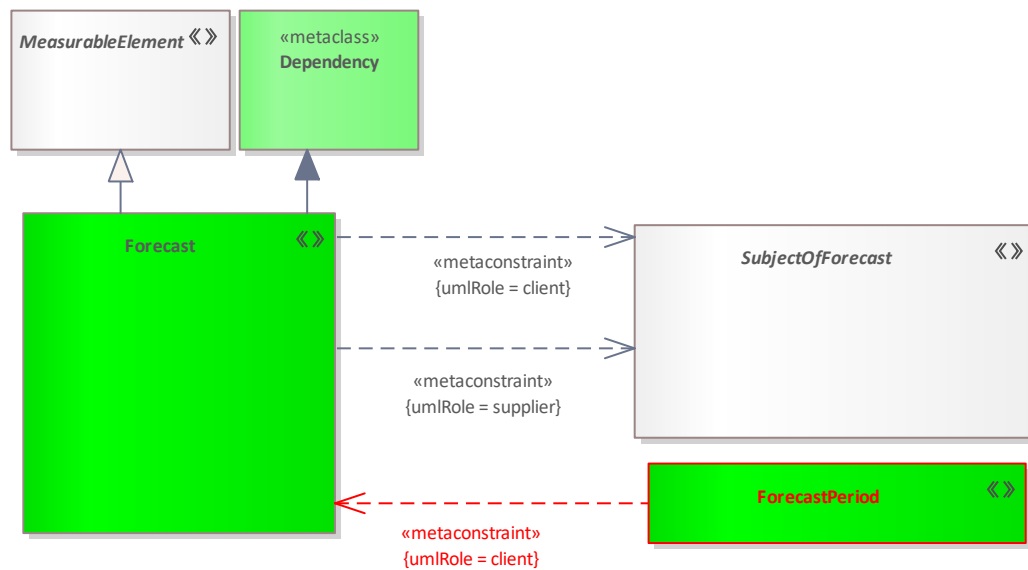


Figure 162: Forecast

### Elements in Diagram

Name	Definition
<a href="#">Forecast</a>	A tuple that specifies a transition from one Asset, Standard, Competence to another future one. It is related to an ActualEnterprisePhase to give it a temporal context.
<a href="#">ForecastPeriod</a>	Planning phase for which the forecast is valid.
<a href="#">MeasurableElement</a>	Abstract type, grouping elements that can be measured by applying MeasurementSets to them.
<a href="#">SubjectOfForecast</a>	An abstract type grouping elements that can be the subject of a Forecast.

### Tagged Values

Tag Name	Valid Values
URI	String

### Relevant Viewpoints

- [P1- Resource Types](#)

## 3.107 ForecastPeriod

### Definition

Planning phase for which the forecast is valid.

### Meta Model

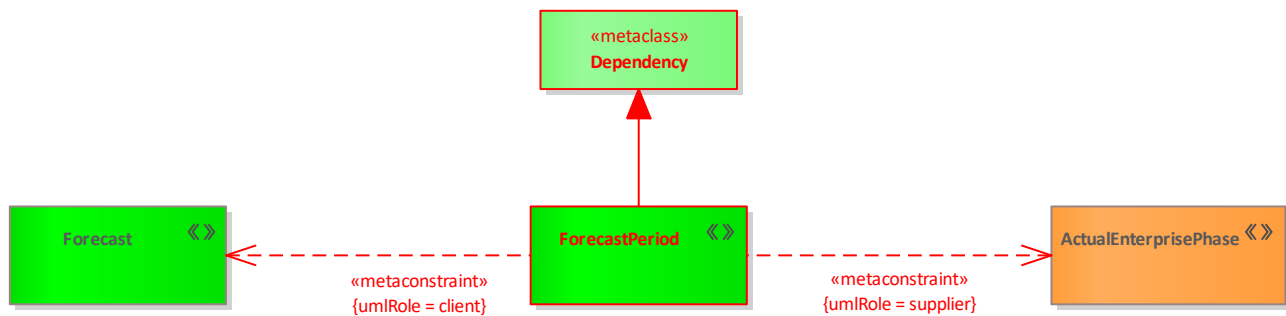


Figure 163: ForecastPeriod

### Elements in Diagram

Name	Definition
<a href="#">ActualEnterprisePhase</a>	The ActualState that describes the phase of an Enterprise endeavor.
<a href="#">Forecast</a>	A tuple that specifies a transition from one Asset, Standard, Competence to another future one. It is related to an ActualEnterprisePhase to give it a temporal context.
<a href="#">ForecastPeriod</a>	Planning phase for which the forecast is valid.

### Tagged Values

### Relevant Viewpoints

- [P1- Resource Types](#)



## 3.108 FormStoredIn

### Definition

Relation states that a digital form is stored in software.

### Meta Model

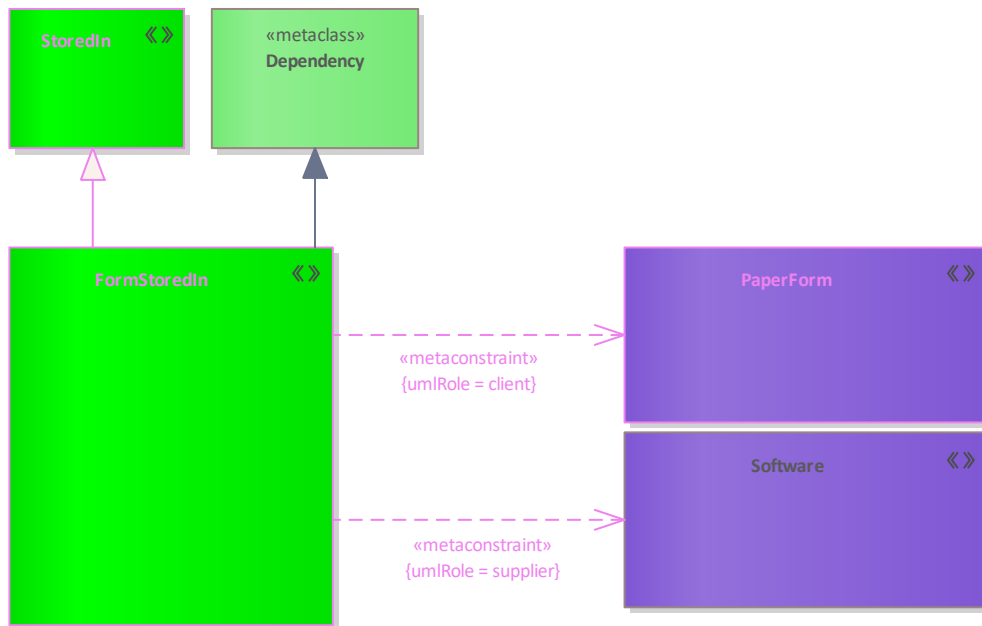


Figure 164: FormStoredIn

### Elements in Diagram

Name	Definition
<a href="#">FormStoredIn</a>	Relation states that a digital form is stored in software.
<a href="#">PaperForm</a>	Form is a digitized or digitizable document, for example a scanned document.
<a href="#">Software</a>	A sub-type of ResourceArtifact that specifies an executable computer program.
<a href="#">StoredIn</a>	Relation states that a digital form or data is stored in software.

### Tagged Values

Tag Name	Valid Values
originalSource	true, false, unknown, not set

### Relevant Viewpoints

- [P1- Resource Types](#)

## 3.109 FulfilmentCriterion

### Definition

This element represents a criterion for evaluating the degree of implementation of a functional or non-functional requirement.

### Meta Model

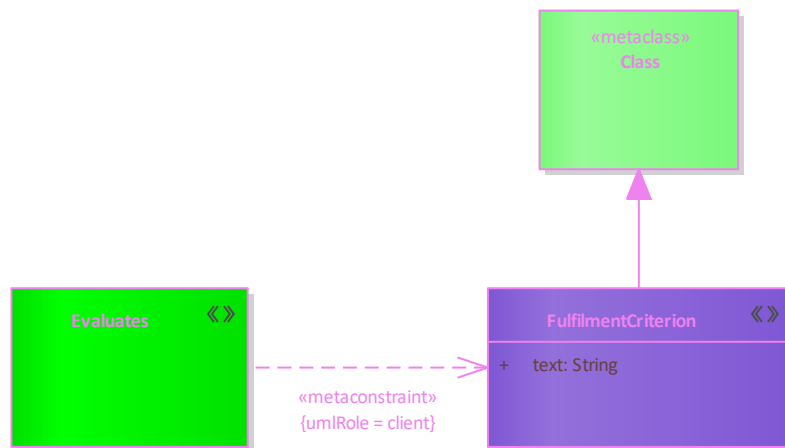


Figure 165: FulfilmentCriterion

### Elements in Diagram

Name	Definition
<a href="#">Evaluates</a>	This relation states that an evaluation criterion (FulfilmentCriterion) can be assigned to a specific acceptance criterion (FitCriterion).
<a href="#">FulfilmentCriterion</a>	This element represents a criterion for evaluating the degree of implementation of a functional or non-functional requirement.

### Tagged Values

Tag Name	Valid Values
text	String

### Relevant Viewpoints

- [R8 - Requirement Fulfilment](#)

## 3.110 Function

### Definition

An Activity which is specified in the context to the ResourcePerformer (human or machine) that IsCapableToPerform it.

### Meta Model



Figure 166: Function

### Elements in Diagram

Name	Definition
<a href="#">AffectedFunctions</a>	A relationship that expresses which function is affected by a resource.
<a href="#">BusinessProcess</a>	An abstract type that represents a behavior or process (i.e. a Function or OperationalActivity) that can be performed by a Performer.
<a href="#">Function</a>	An Activity which is specified in the context to the ResourcePerformer (human or machine) that IsCapableToPerform it.
<a href="#">FunctionAction</a>	A call of a Function indicating that the Function is performed by a ResourceRole in a specific context.
<a href="#">FunctionEdge</a>	A tuple that shows the flow of Resources (objects/data) between FunctionActions.
<a href="#">FunctionSubject</a>	A relationship that expresses that a function uses certain resources.
<a href="#">Implements</a>	A tuple that defines how an element in the upper layer of abstraction is implemented by a semantically equivalent element (i.e. tracing the OperationalActivities to the Functions that implement them) in the lower level of abstraction.

Name	Definition
<a href="#">IsCapableToPerform</a>	A relationship that says that a capable element performs an activity or action.
<a href="#">PerformsInContext</a>	A relationship that says that a role performs an activity or action. It indicates that the action can be carried out by the role when used in a specific context or configuration.
<a href="#">ProjectProvidesFunction</a>	Relation states that a project realizes a function.
<a href="#">RealiseRequirement</a>	Relation states that a functional or non-functional requirement is realized through this element.
<a href="#">ResourceMethod</a>	A behavioral feature of a ResourcePerformer whose behavior is specified in a Function.
<a href="#">ResourceParameter</a>	A type that represents inputs and outputs of an Function. It is typed by a ResourceInteractionItem.
<a href="#">SecurityProcess</a>	The security-related procedure that satisfies the security control requirement. Element is not used in the current version of the framework and reserved for future developments.
<a href="#">SubjectOfResourceConstraint</a>	An abstract type grouping elements that can be the subject of a ResourceConstraint.
<a href="#">ToBeRealizedBy</a>	Relation states that a functional or non-functional requirement should be realized through this element.

### Tagged Values

Tag Name	Valid Values
AbstractionLevel	not set, 0, 1, 2, 3, 4, 5, 6, R
URI	String

### Relevant Viewpoints

- [P2 - Resource Structure](#)
- [P4 - Resource Functions](#)
- [Rr - Requirement Realization](#)

## 3.111 FunctionAction

### Definition

A call of a Function indicating that the Function is performed by a ResourceRole in a specific context.

### Meta Model

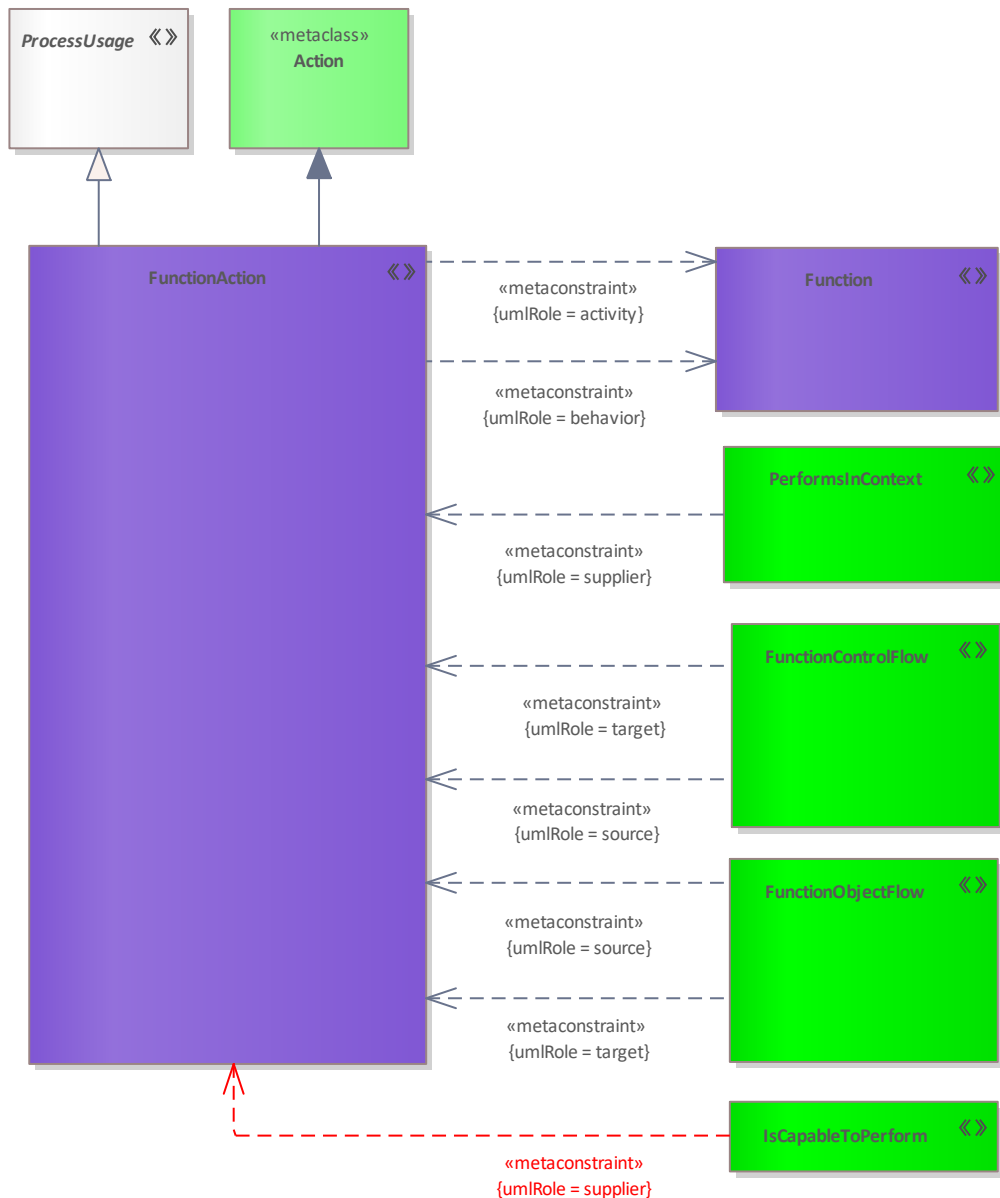


Figure 167: FunctionAction

### Elements in Diagram

Name	Definition
<a href="#">Function</a>	An Activity which is specified in the context to the ResourcePerformer (human or machine) that IsCapableToPerform it.
<a href="#">FunctionAction</a>	A call of a Function indicating that the Function is performed by a ResourceRole in a specific context.
<a href="#">FunctionControlFlow</a>	An ActivityEdge that shows the flow of control between FunctionActions.
<a href="#">FunctionObjectFlow</a>	An ActivityEdge that shows the flow of Resources (objects/data) between FunctionActions.
<a href="#">IsCapableToPerform</a>	A relationship that says that a capable element performs an activity or action.
<a href="#">PerformsInContext</a>	A relationship that says that a role performs an activity or action. It indicates that the action can be carried out by the role when used in a specific context or configuration.

Name	Definition
<a href="#">ProcessUsage</a>	An abstract type that represents a behavior or process (i.e. a Function or OperationalActivity) that can be performed by a Performer or Role.

### Tagged Values

Tag Name	Valid Values
URI	String

### Relevant Viewpoints

- [P4 - Resource Functions](#)

## 3.112 FunctionalRequirement

### Definition

The element represents a functional requirement (what should the system / software be able to do?).

### Meta Model

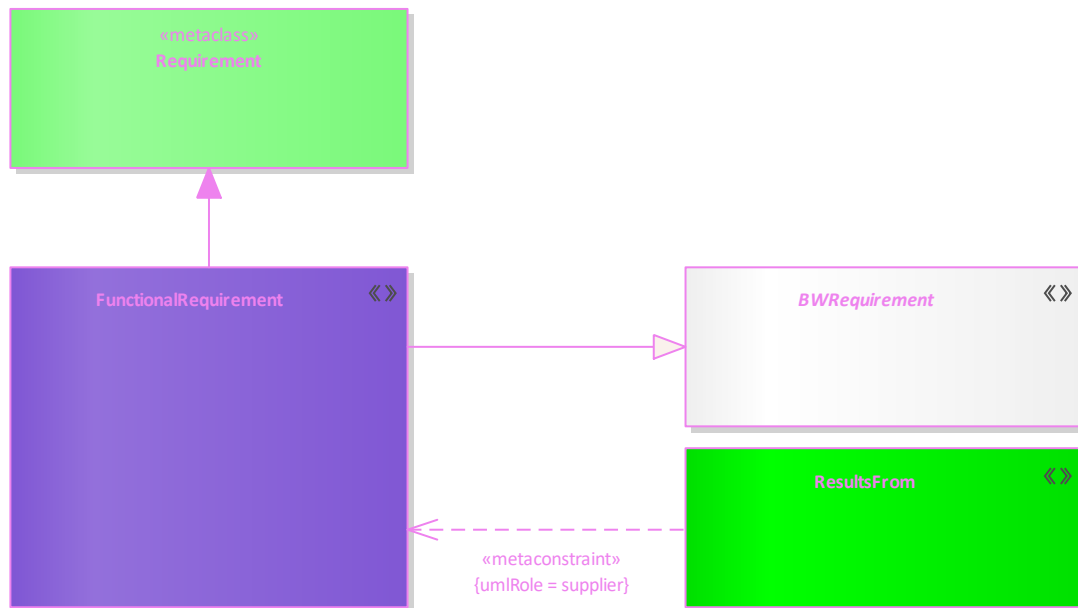


Figure 168: FunctionalRequirement

### Elements in Diagram

Name	Definition
<a href="#">BWRequirement</a>	Abstract base class for requirements.
<a href="#">FunctionalRequirement</a>	The element represents a functional requirement (what should the system / software be able to do?).
<a href="#">ResultsFrom</a>	Relationship expresses that an element of architecture is the reason for a finding.

### Tagged Values

Tag Name	Valid Values
Afo_ID	String
AG_ID	String
Akteur	String
Aktivität	String
Anforderung manuell	boolean
Anforderungsart	String
Ansprechpartner	String
Bemerkung	String
Bezug	String
Detailstufe	int
Freitext	String
Gewicht (absolut)	float
Hinweis	String
Kategorie	String
Kritikalität	String
Markierung	boolean
Nachweisart	String

Object und Ergänzungen	String
Objectid	String
Operative Bewertung	String
Phasen	String
Position	int
Priorität Vergabe	String
Projektrolle	String
Prozesswort	String
QS_Status	String
Qualität	String
Randbedingung	String
Rang	int
Regelungen	String
Singular	boolean
Status	String
Subjekt	String
Text	String
Titelsperre	boolean
Uuid	String
Verbindlichkeit	String
Vererbung	String
Zu	boolean

### Relevant Viewpoints

- [R2 - Requirement Catalogue](#)
- [R3 - Requirement Dependencies](#)
- [R7 - Requirement Derivation](#)



## 3.113 FunctionControlFlow

### Definition

An ActivityEdge that shows the flow of control between FunctionActions.

### Meta Model



Figure 169: FunctionControlFlow

### Elements in Diagram

Name	Definition
<a href="#">FunctionAction</a>	A call of a Function indicating that the Function is performed by a ResourceRole in a specific context.
<a href="#">FunctionControlFlow</a>	An ActivityEdge that shows the flow of control between FunctionActions.
<a href="#">FunctionEdge</a>	A tuple that shows the flow of Resources (objects/data) between FunctionActions.

### Tagged Values

Tag Name	Valid Values
URI	String

### Relevant Viewpoints

- [P4 - Resource Functions](#)

## 3.114 FunctionEdge

### Definition

A tuple that shows the flow of Resources (objects/data) between FunctionActions.

### Meta Model

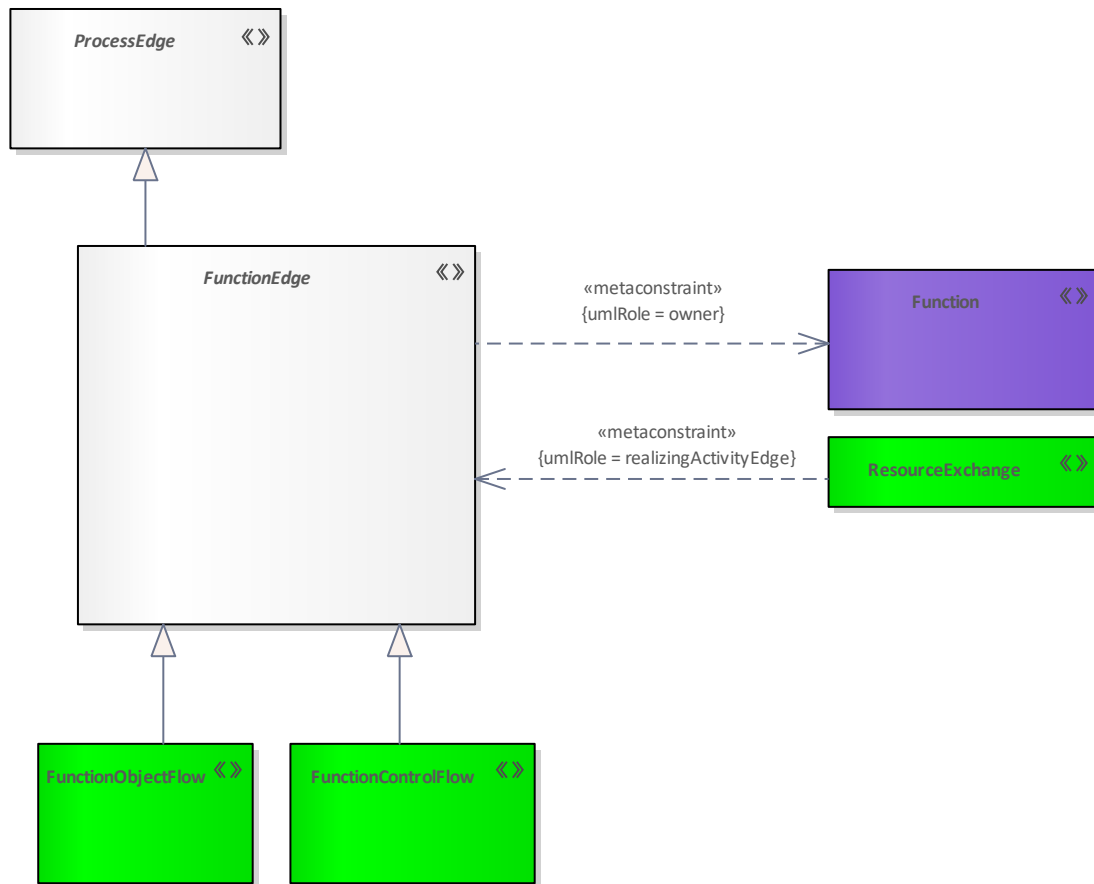


Figure 170: FunctionEdge

### Elements in Diagram

Name	Definition
<a href="#">Function</a>	An Activity which is specified in the context to the ResourcePerformer (human or machine) that IsCapableToPerform it.
<a href="#">FunctionControlFlow</a>	An ActivityEdge that shows the flow of control between FunctionActions.
<a href="#">FunctionEdge</a>	A tuple that shows the flow of Resources (objects/data) between FunctionActions.
<a href="#">FunctionObjectFlow</a>	An ActivityEdge that shows the flow of Resources (objects/data) between FunctionActions.
<a href="#">ProcessEdge</a>	An abstract type that represents a behavior or process (i.e. a Function or OperationalActivity) that can be performed by a Performer.
<a href="#">ResourceExchange</a>	Asserts that a flow can exist between ResourcePerformers (i.e. flows of data, people, material, or energy).

### Tagged Values

Tag Name	Valid Values
URI	String

### Relevant Viewpoints

## 3.115 FunctionObjectFlow

### Definition

An ActivityEdge that shows the flow of Resources (objects/data) between FunctionActions.

### Meta Model




Figure 171: FunctionObjectFlow

## Elements in Diagram

Name	Definition
<a href="#">FunctionAction</a>	A call of a Function indicating that the Function is performed by a ResourceRole in a specific context.
<a href="#">FunctionEdge</a>	A tuple that shows the flow of Resources (objects/data) between FunctionActions.
<a href="#">FunctionObjectFlow</a>	An ActivityEdge that shows the flow of Resources (objects/data) between FunctionActions.

## Tagged Values

Tag Name	Valid Values
URI	String

## Relevant Viewpoints

- [P4 - Resource Functions](#)

## 3.116 FunctionSubject

### Definition

A relationship that expresses that a function uses certain resources.

### Meta Model

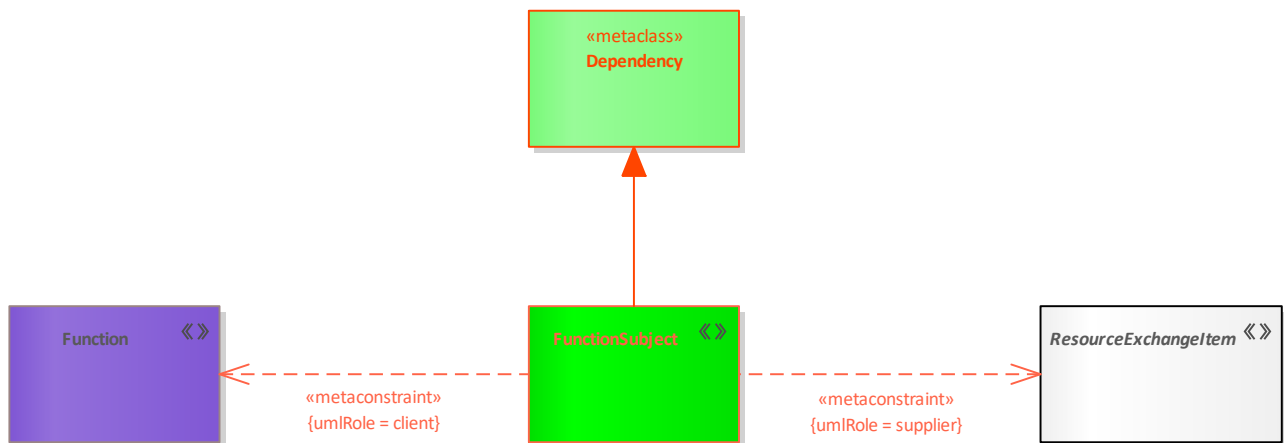


Figure 172: FunctionSubject

### Elements in Diagram

Name	Definition
<a href="#">Function</a>	An Activity which is specified in the context to the ResourcePerformer (human or machine) that IsCapableToPerform it.
<a href="#">FunctionSubject</a>	A relationship that expresses that a function uses certain resources.
<a href="#">ResourceExchangeItem</a>	An abstract type grouping elements that defines the types of elements that can be exchanged between ResourcePerformers and conveyed by a ResourceExchange.

### Tagged Values

### Relevant Viewpoints

- [P4 - Resource Functions](#)

## 3.117 GeoPoliticalExtentType

### Definition

A geospatial extent whose boundaries are defined by declaration or agreement by political parties.

### Meta Model

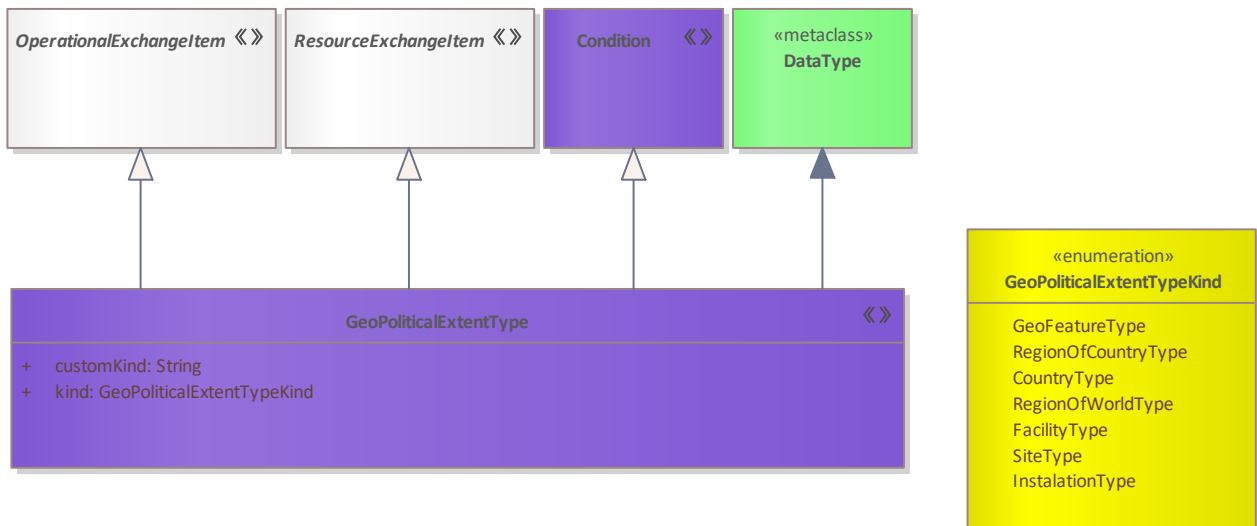


Figure 173: GeoPoliticalExtentType

### Elements in Diagram

Name	Definition
<a href="#">Condition</a>	A type that defines the Location, Environment and/or GeoPoliticalExtent.
<a href="#">GeoPoliticalExtentType</a>	A geospatial extent whose boundaries are defined by declaration or agreement by political parties.
<a href="#">OperationalExchangeItem</a>	An abstract grouping for elements that defines the types of elements that can be exchanged between OperationalPerformers and conveyed by an OperationalExchange.
<a href="#">ResourceExchangeItem</a>	An abstract type grouping elements that defines the types of elements that can be exchanged between ResourcePerformers and conveyed by a ResourceExchange.

### Tagged Values

Tag Name	Valid Values
customKind	String
kind	GeoFeatureType, RegionOfCountryType, CountryType, RegionOfWorldType, FacilityType, SiteType, InstalationType
AbstractionLevel	not set, 0, 1, 2, 3, 4, 5, 6, R
URI	String

### Relevant Viewpoints

- [L2 - Logical Scenario](#)
- [L3 - Node Interaction](#)
- [L4 - Logical Activities](#)
- [P2 - Resource Structure](#)

## 3.118 GoalForActualEnterprisePhase

### Definition

A relationship that expresses which actual enterprisephase implements an enterprisegoal.

### Meta Model

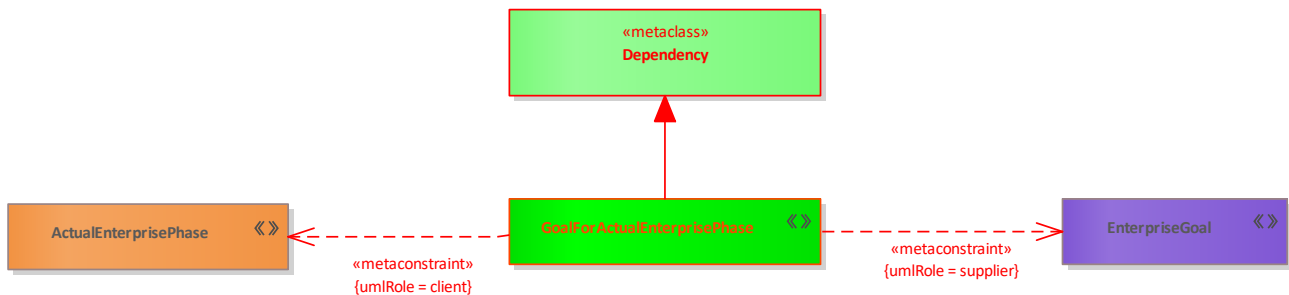


Figure 174: GoalForActualEnterprisePhase

### Elements in Diagram

Name	Definition
<a href="#">ActualEnterprisePhase</a>	The ActualState that describes the phase of an Enterprise endeavor.
<a href="#">EnterpriseGoal</a>	A statement about a state or condition of the enterprise to be brought about or sustained through appropriate Means. An EnterpriseGoal amplifies an EnterpriseVision that is, it indicates what must be satisfied on a continuing basis to effectively attain t
<a href="#">GoalForActualEnterprisePhase</a>	A relationship that expresses which actual enterprisephase implements an enterprisegoal.

### Tagged Values

### Relevant Viewpoints

- [C2 - Enterprise Vision](#)

## 3.119 HighLevelOperationalConcept

### Definition

Describes the Resources and Locations required to meet an operational scenario from an integrated systems point of view. It is used to communicate overall quantitative and qualitative system characteristics to stakeholders

### Meta Model

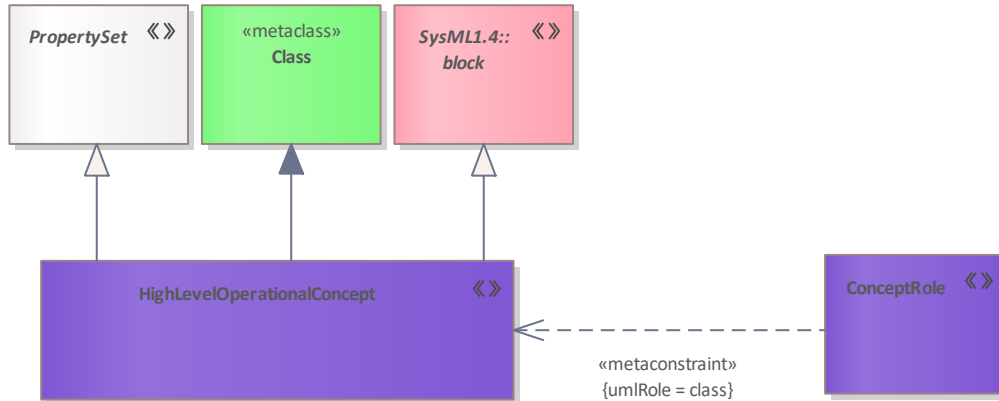


Figure 175: HighLevelOperationalConcept

### Elements in Diagram

Name	Definition
<a href="#">ConceptRole</a>	Usage of a ConceptItem in the context of a HighLevelOperationalConcept.
<a href="#">HighLevelOperationalConcept</a>	Describes the Resources and Locations required to meet an operational scenario from an integrated systems point of view. It is used to communicate overall quantitative and qualitative system characteristics to stakeholders
<a href="#">PropertySet</a>	An abstract type grouping architectural elements that can own Measurements.

### Tagged Values

Tag Name	Valid Values
URI	String

### Relevant Viewpoints

- [L2-L3 - Logical Concept Viewpoint](#)



## 3.120 HostedOn

### Definition

Relation states that hardware (virtualized) or software is hosted on a virtualized platform or physical hardware.

### Meta Model

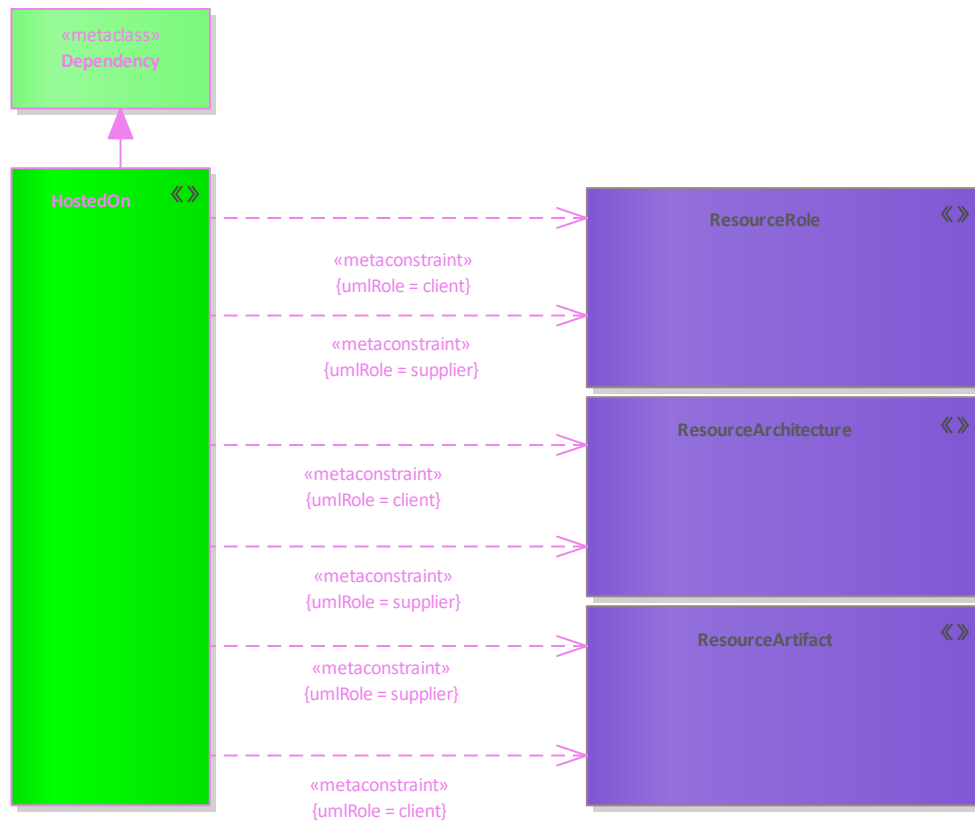


Figure 176: HostedOn

### Elements in Diagram

Name	Definition
<a href="#">HostedOn</a>	Relation states that hardware (virtualized) or software is hosted on a virtualized platform or physical hardware.
<a href="#">ResourceArchitecture</a>	A type used to denote a model of the Architecture, described from the ResourcePerformer perspective.
<a href="#">ResourceArtifact</a>	A type of man-made object that contains no human beings (i.e. satellite, radio, petrol, gasoline, etc.).
<a href="#">ResourceRole</a>	Usage of a ResourcePerformer in the context of another ResourcePerformer. Creates a whole-part relationship.

### Tagged Values

### Relevant Viewpoints

- [P2 - Resource Structure](#)

## 3.121 Implements

### Definition

A tuple that defines how an element in the upper layer of abstraction is implemented by a semantically equivalent element (i.e. tracing the OperationalActivities to the Functions that implement them) in the lower level of abstraction.

### Meta Model



Figure 177: Implements

### Elements in Diagram

Name	Definition
<a href="#">ActualEnduringTask</a>	An actual undertaking recognized by an enterprise as being essential to achieving its goals - i.e. a strategic specification of what the enterprise does.
<a href="#">DataElement</a>	A formalized representation of data that is managed by or exchanged between resources.

Name	Definition
<a href="#">Function</a>	An Activity which is specified in the context to the ResourcePerformer (human or machine) that IsCapableToPerform it.
<a href="#">Implements</a>	A tuple that defines how an element in the upper layer of abstraction is implemented by a semantically equivalent element (i.e. tracing the OperationalActivities to the Functions that implement them) in the lower level of abstraction.
<a href="#">InformationElement</a>	An item of information that flows between OperationalPerformers and is produced and consumed by the OperationalActivities that the OperationalPerformers are capable to perform (see IsCapableToPerform).
<a href="#">MeasurableElement</a>	Abstract type, grouping elements that can be measured by applying MeasurementSets to them.
<a href="#">OperationalActivity</a>	An Activity that captures a logical process, specified independently of how the process is carried out.
<a href="#">OperationalActivityAction</a>	A call of an OperationalActivity in the context of another OperationalActivity.
<a href="#">OperationalAgent</a>	An abstract type grouping Operational Architecture and Operational Performer.
<a href="#">OperationalConnector</a>	A Connector that goes between OperationalRoles representing a need to exchange Resources. It can carry a number of OperationalExchanges.
<a href="#">OperationalConstraint</a>	A Rule governing a logical architectural element i.e. OperationalPerformer, OperationalActivity, InformationElement etc.
<a href="#">OperationalExchange</a>	Asserts that a flow can exist between OperationalPerformers (i.e. flows of information, people, materiel, or energy).
<a href="#">OperationalInterface</a>	A declaration that specifies a contract between the OperationalPerformer it is related to, and any other OperationalPerformers it can interact with.
<a href="#">OperationalRole</a>	Usage of a OperationalPerformer or OperationalArchitecture in the context of another OperationalPerformer or OperationalArchitecture. Creates a whole-part relationship.
<a href="#">ResourceConnector</a>	A channel for exchange between two ResourceRoles.
<a href="#">ResourceConstraint</a>	A rule governing the structural or functional aspects of an implementation.
<a href="#">ResourceExchange</a>	Asserts that a flow can exist between ResourcePerformers (i.e. flows of data, people, material, or energy).
<a href="#">ResourceInterface</a>	A declaration that specifies a contract between the ResourcePerformers it is related to and any other ResourcePerformers it can interact with. It is also intended to be an implementation of a specification of an Interface in the Business and/or Service Ia
<a href="#">ResourcePerformer</a>	An abstract type grouping elements that can be the subject of a SecurityConstraint (there are currently no security viewpoints in the NAF).
<a href="#">ResourceRole</a>	Usage of a ResourcePerformer in the context of another ResourcePerformer. Creates a whole-part relationship.
<a href="#">ServiceFunction</a>	An Activity that describes the abstract behavior of ServiceSpecifications, regardless of the actual implementation.
<a href="#">ServiceInterface</a>	A contract that defines the ServiceMethods and ServiceMessageHandlers that the ServiceSpecification realizes.
<a href="#">ServicePolicy</a>	A constraint governing the use of one or more ServiceSpecifications.
<a href="#">StrategicConstraint</a>	A Rule governing a capability.

## Tagged Values

Tag Name	Valid Values
URI	String

## Relevant Viewpoints

- [C8 - Planning Assumption](#)

- [L4 - Logical Activities](#)
- [L4-P4 Activity to Function Mapping](#)
- [L7 - Informtion Model](#)
- [L8 - Logical Constraints](#)
- [P1- Resource Types](#)
- [P2 - Resource Structure](#)
- [P7 - Data Model](#)
- [P8 - Resource Constraints](#)
- [R7 - Requirement Derivation](#)
- [S8 - Service Policy](#)

## 3.122 ImplementsProtocol

### Definition

A relationship that expresses which protocol implements an architectural element.

### Meta Model

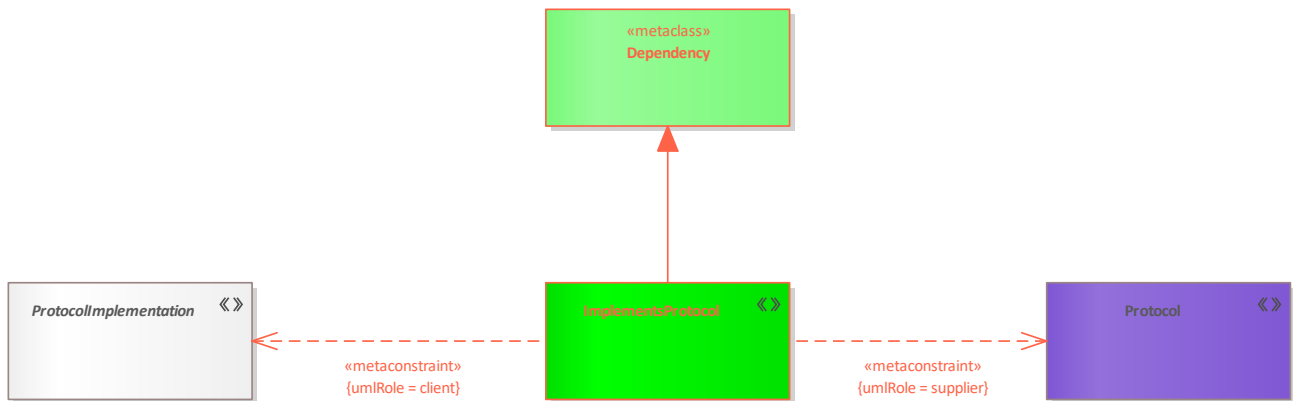


Figure 178: ImplementsProtocol

### Elements in Diagram

Name	Definition
<a href="#">ImplementsProtocol</a>	A relationship that expresses which protocol implements an architectural element.
<a href="#">Protocol</a>	A Standard for communication over a network. Protocols may be composite, represented as a ProtocolStack made up of ProtocolLayers.
<a href="#">ProtocolImplementation</a>	An abstract type grouping architectural elements that can implement Protocols.

### Tagged Values

### Relevant Viewpoints

- [P3 - Resource Connectivity](#)

## 3.123 Information

### Definition

A comment that describes the state of an item of interest in any medium or form -- and is communicated or received.

### Meta Model

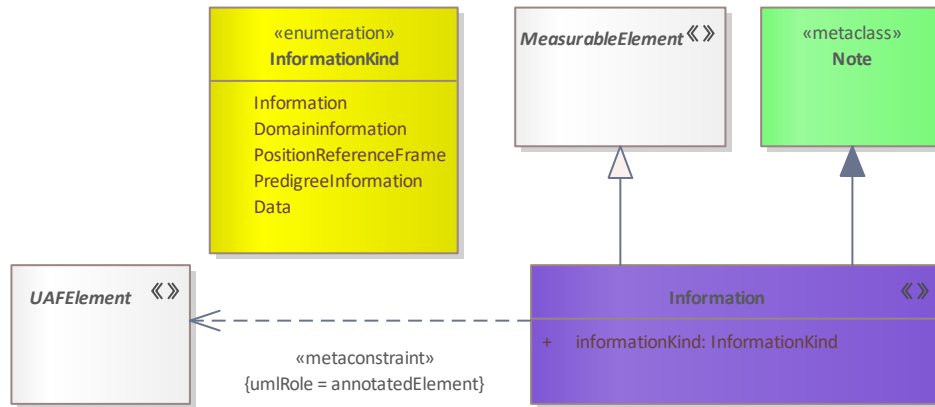


Figure 179: Information

### Elements in Diagram

Name	Definition
<a href="#">Information</a>	A comment that describes the state of an item of interest in any medium or form -- and is communicated or received.
<a href="#">MeasurableElement</a>	Abstract type, grouping elements that can be measured by applying MeasurementSets to them.
<a href="#">UAFElement</a>	Abstract super type for all of the UAF elements. It provides a way for all of the UAF elements to have a common set of properties.

### Tagged Values

Tag Name	Valid Values
informationKind	Information, Domaininformation, PositionReferenceFrame, PredigreeInformation, Data
URI	String

### Relevant Viewpoints

- [A7 - Architecture Compliance](#)

## 3.124 InformationElement

### Definition

An item of information that flows between OperationalPerformers and is produced and consumed by the OperationalActivities that the OperationalPerformers are capable to perform (see IsCapableToPerform).

### Meta Model

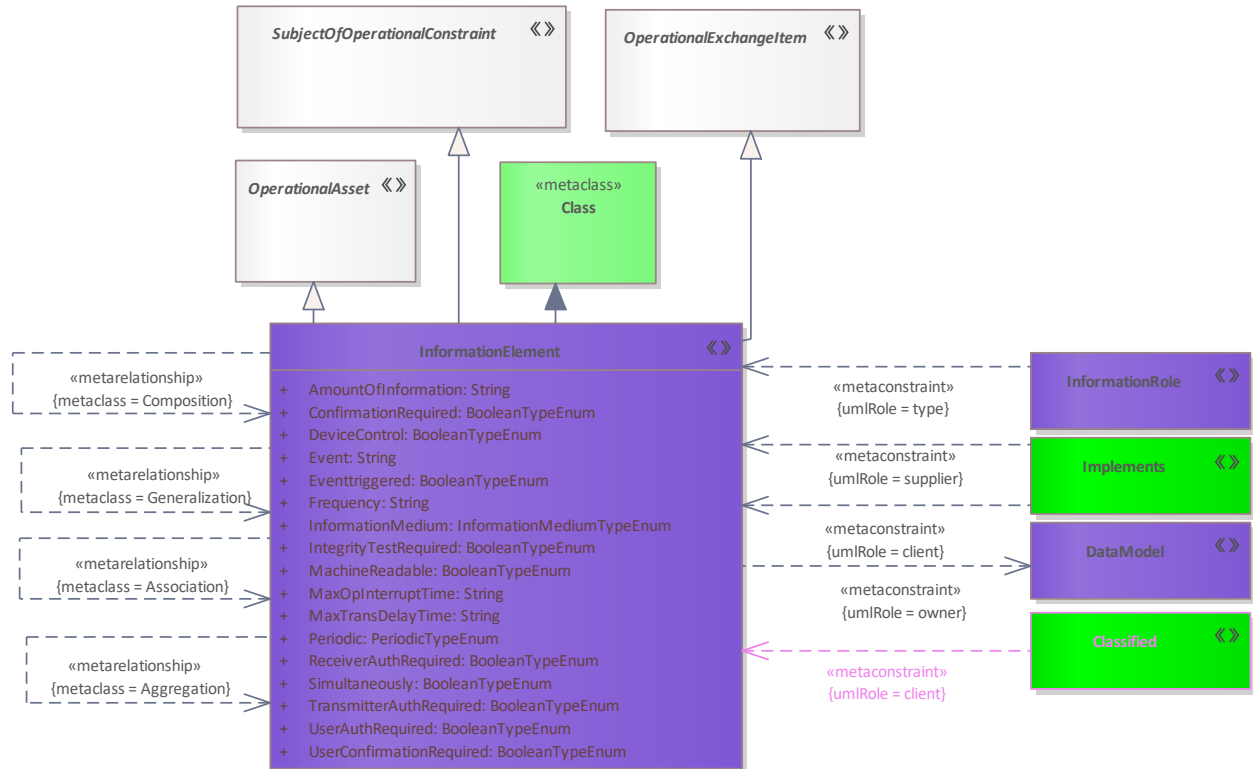


Figure 180: InformationElement

### Elements in Diagram

Name	Definition
<a href="#">Classified</a>	Relationship that indicates which classification an element has.
<a href="#">DataModel</a>	A structural specification of data types, showing relationships between them that is devoid of implementation detail. The type of data captured in the DataModel is described using the enumeration DataModelKind (Conceptual, Logical and Physical).
<a href="#">Implements</a>	A tuple that defines how an element in the upper layer of abstraction is implemented by a semantically equivalent element (i.e. tracing the OperationalActivities to the Functions that implement them) in the lower level of abstraction.
<a href="#">InformationElement</a>	An item of information that flows between OperationalPerformers and is produced and consumed by the OperationalActivities that the OperationalPerformers are capable to perform (see IsCapableToPerform).
<a href="#">InformationRole</a>	A usage of InformationElement that exists in the context of an OperationalAsset. It also allows the representation of the whole-part aggregation of InformationElements.
<a href="#">OperationalAsset</a>	An abstract element used to group the elements of OperationalAgent and InformationElement allowing them to own InformationRoles.
<a href="#">OperationalExchangeItem</a>	An abstract grouping for elements that defines the types of elements that can be exchanged between OperationalPerformers and conveyed by an OperationalExchange.
<a href="#">SubjectOfOperationalConstraint</a>	An abstract type grouping elements that can be the subject of an OperationalConstraint.

## Tagged Values

Tag Name	Valid Values
AmountOfInformation	String
ConfirmationRequired	true, false, unknown, not set
DeviceControl	true, false, unknown, not set
Event	String
Eventtriggered	true, false, unknown, not set
Frequency	String
InformationMedium	voice, data, both, unknown
IntegrityTestRequired	true, false, unknown, not set
MachineReadable	true, false, unknown, not set
MaxOpInterruptTime	String
MaxTransDelayTime	String
Periodic	unknown, automated, none-automated, both
ReceiverAuthRequired	true, false, unknown, not set
Simultaneously	true, false, unknown, not set
TransmitterAuthRequired	true, false, unknown, not set
UserAuthRequired	true, false, unknown, not set
UserConfirmationRequired	true, false, unknown, not set
AbstractionLevel	not set, 0, 1, 2, 3, 4, 5, 6, R
URI	String

## Relevant Viewpoints

- [L2 - Logical Scenario](#)
- [L2-L3 - Logical Concept Viewpoint](#)
- [L3 - Node Interaction](#)
- [L4 - Logical Activities](#)
- [L7 - Information Model](#)



## 3.125 InformationRole

### Definition

A usage of InformationElement that exists in the context of an OperationalAsset. It also allows the representation of the whole-part aggregation of InformationElements.

### Meta Model

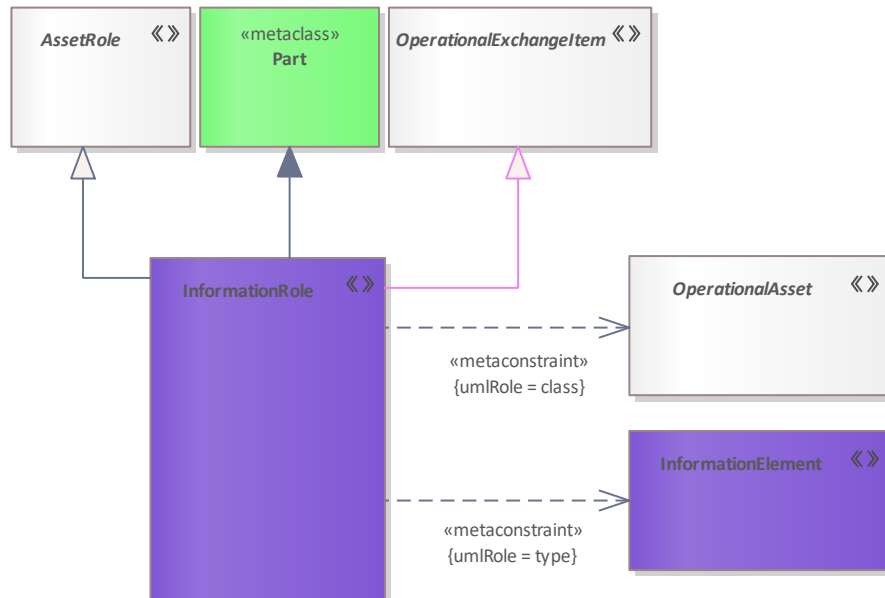


Figure 181: InformationRole

### Elements in Diagram

Name	Definition
<a href="#">AssetRole</a>	AssetRole as applied to Security views, an abstract element that indicates the type of elements that can be considered as a subject for security analysis in the particular context (currently no security viewpoints in the framework).
<a href="#">InformationElement</a>	An item of information that flows between OperationalPerformers and is produced and consumed by the OperationalActivities that the OperationalPerformers are capable to perform (see IsCapableToPerform).
<a href="#">InformationRole</a>	A usage of InformationElement that exists in the context of an OperationalAsset. It also allows the representation of the whole-part aggregation of InformationElements.
<a href="#">OperationalAsset</a>	An abstract element used to group the elements of OperationalAgent and InformationElement allowing them to own InformationRoles.
<a href="#">OperationalExchangeItem</a>	An abstract grouping for elements that defines the types of elements that can be exchanged between OperationalPerformers and conveyed by an OperationalExchange.

### Tagged Values

Tag Name	Valid Values
AbstractionLevel	not set, 0, 1, 2, 3, 4, 5, 6, R
URI	String

### Relevant Viewpoints

- [L3 - Node Interaction](#)
- [L4 - Logical Activities](#)
- [L7 - Information Model](#)

## 3.126 InteractionMessage

### Definition

An abstract type that groups several types of messages used in the InteractionScenario.

### Meta Model

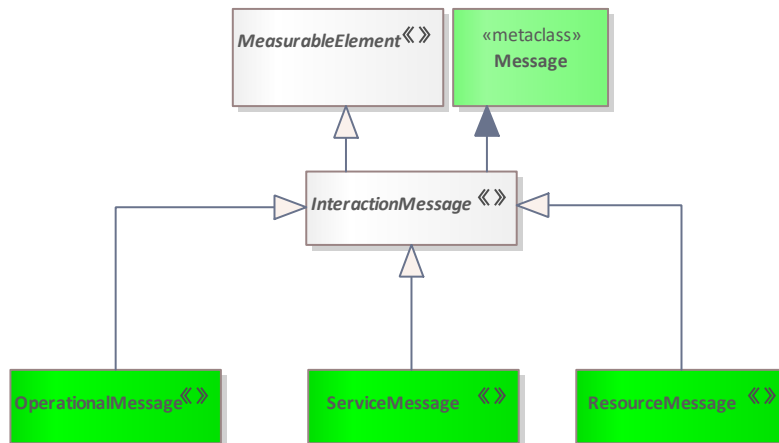


Figure 182: InteractionMessage

### Elements in Diagram

Name	Definition
<a href="#">InteractionMessage</a>	An abstract type that groups several types of messages used in the InteractionScenario.
<a href="#">MeasurableElement</a>	Abstract type, grouping elements that can be measured by applying MeasurementSets to them.
<a href="#">OperationalMessage</a>	Message for use in an Operational Event-Trace which carries any of the subtypes of OperationalExchange.
<a href="#">ResourceMessage</a>	Message for use in an Resource Event-Trace which carries any of the subtypes of ResourceExchange.
<a href="#">ServiceMessage</a>	Message for use in a Service Event-Trace.

### Tagged Values

Tag Name	Valid Values
URI	String

### Relevant Viewpoints

## 3.127 InteractionRole

### Definition

An abstract type that represents an individual participant in the InteractionScenario.

### Meta Model

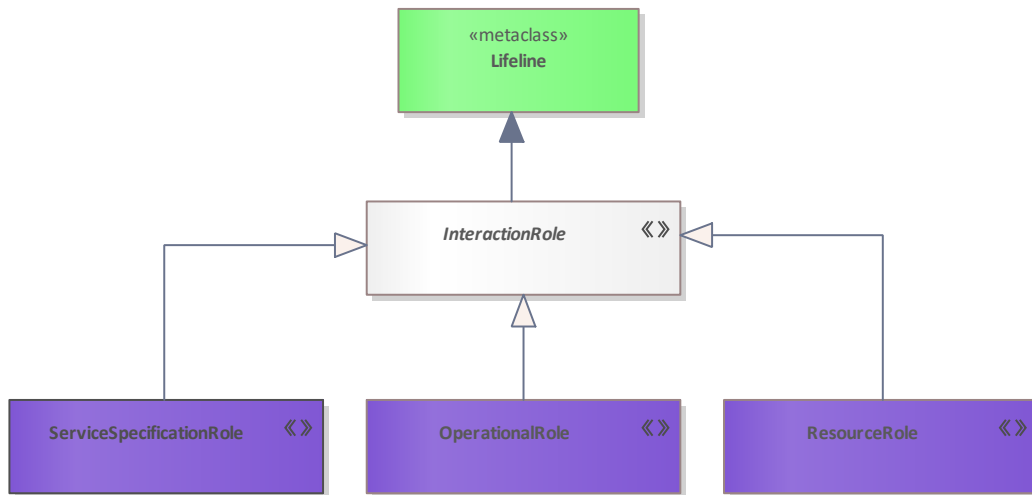


Figure 183: InteractionRole

### Elements in Diagram

Name	Definition
<a href="#">InteractionRole</a>	An abstract type that represents an individual participant in the InteractionScenario.
<a href="#">OperationalRole</a>	Usage of a OperationalPerformer or OperationalArchitecture in the context of another OperationalPerformer or OperationalArchitecture. Creates a whole-part relationship.
<a href="#">ResourceRole</a>	Usage of a ResourcePerformer in the context of another ResourcePerformer. Creates a whole-part relationship.
<a href="#">ServiceSpecificationRole</a>	An assertion that a ServiceSecification calls upon another ServiceSpecification in order to deliver its stated functionality.

### Tagged Values

### Relevant Viewpoints

## 3.128 IsAccountableFor

### Definition

A relation that expresses that an OrganizationalResource is responsible for a resource, service or project in the context of an approval.

### Meta Model

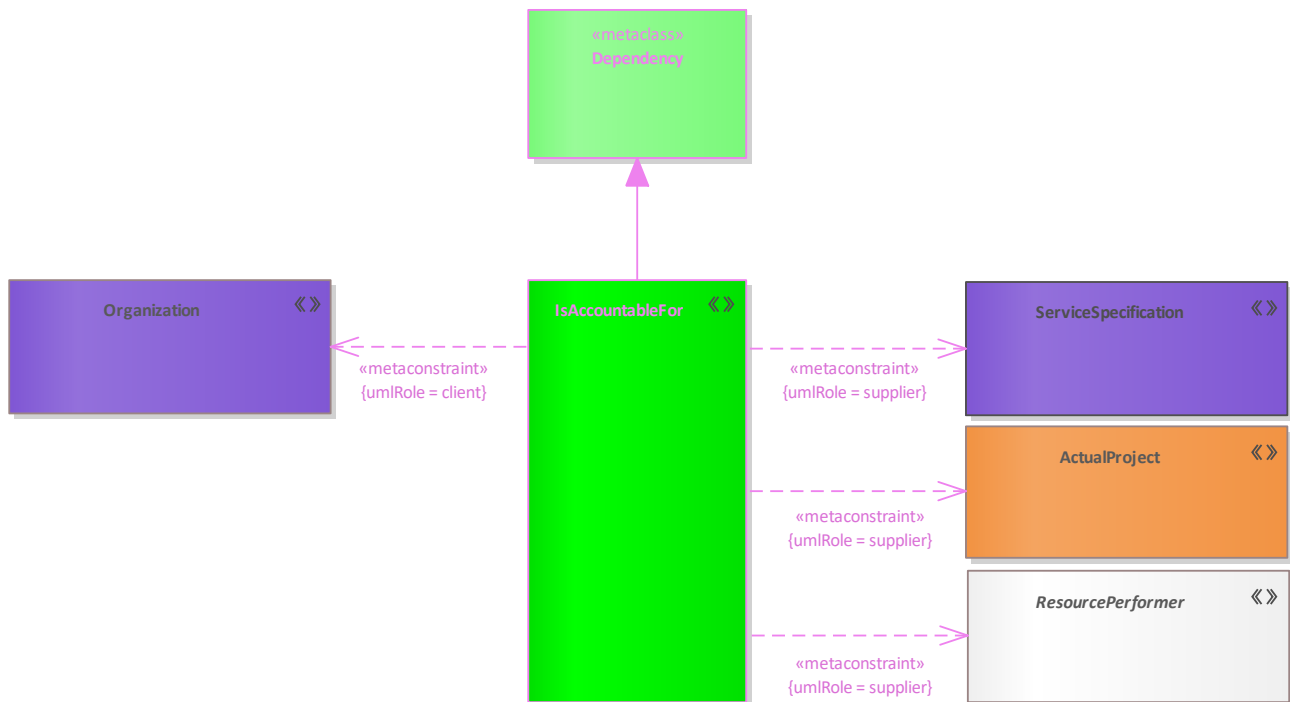


Figure 184: IsAccountableFor

### Elements in Diagram

Name	Definition
<a href="#">ActualProject</a>	A time-limited endeavor to provide a specific set of ActualResource that meet specific Capability needs.
<a href="#">IsAccountableFor</a>	A relation that expresses that an OrganizationalResource is responsible for a resource, service or project in the context of an approval.
<a href="#">Organization</a>	A group of OrganizationalResources (Persons, Posts, Organizations and Responsibilities) associated for a particular purpose.
<a href="#">ResourcePerformer</a>	An abstract type grouping elements that can be the subject of a SecurityConstraint (there are currently no security viewpoints in the NAF).
<a href="#">ServiceSpecification</a>	The specification of a set of functionality provided one element for the use of others.

### Tagged Values

#### Relevant Viewpoints

- [Lr - Lines of Development](#)
- [P2 - Resource Structure](#)
- [S2 - Service Structure](#)
- [Sr - Service Roadmap](#)

## 3.129 IsCapableToPerform

### Definition

A relationship that says that a capable element performs an activity or action.

### Meta Model

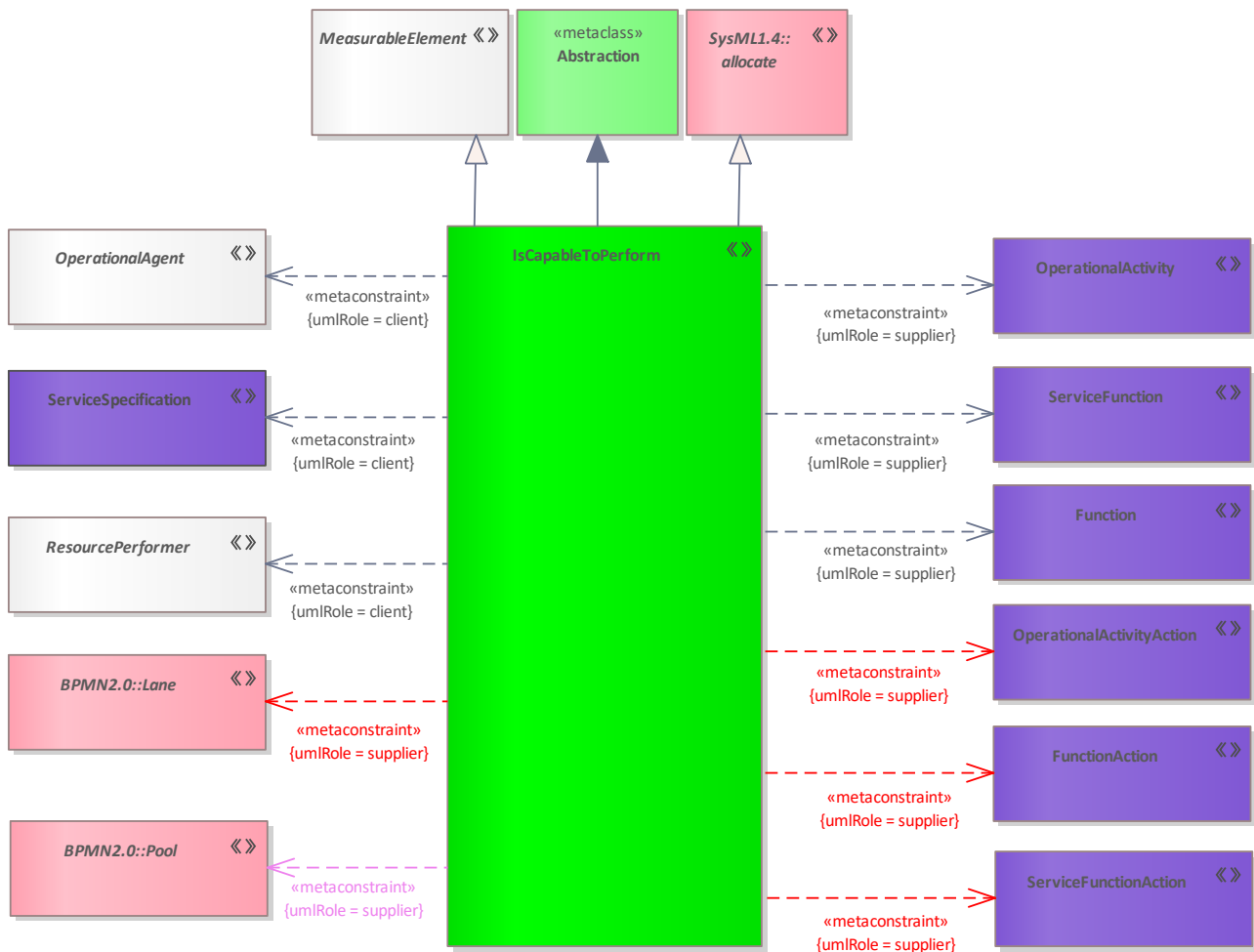


Figure 185: IsCapableToPerform

### Elements in Diagram

Name	Definition
<a href="#">Function</a>	An Activity which is specified in the context to the ResourcePerformer (human or machine) that IsCapableToPerform it.
<a href="#">FunctionAction</a>	A call of a Function indicating that the Function is performed by a ResourceRole in a specific context.
<a href="#">IsCapableToPerform</a>	A relationship that says that a capable element performs an activity or action.
<a href="#">MeasurableElement</a>	Abstract type, grouping elements that can be measured by applying MeasurementSets to them.
<a href="#">OperationalActivity</a>	An Activity that captures a logical process, specified independently of how the process is carried out.
<a href="#">OperationalActivityAction</a>	A call of an OperationalActivity in the context of another OperationalActivity.
<a href="#">OperationalAgent</a>	An abstract type grouping Operational Architecture and Operational Performer.
<a href="#">ResourcePerformer</a>	An abstract type grouping elements that can be the subject of a SecurityConstraint (there are currently no security viewpoints in the NAF).
<a href="#">ServiceFunction</a>	An Activity that describes the abstract behavior of ServiceSpecifications, regardless of the actual implementation.

Name	Definition
<a href="#">ServiceFunctionAction</a>	A call of a ServiceFunction in the context of another ServiceFunction.
<a href="#">ServiceSpecification</a>	The specification of a set of functionality provided one element for the use of others.

### Tagged Values

Tag Name	Valid Values
URI	String

### Relevant Viewpoints

- [L3 - Node Interaction](#)
- [L4 - Logical Activities](#)
- [L4-P4 Activity to Function Mapping](#)
- [P4 - Resource Functions](#)
- [S2 - Service Structure](#)
- [S4 - Service Functions](#)

## 3.130 IsDuplicateOf

### Definition

Relation that represents that two requirements convey the same content.

### Meta Model

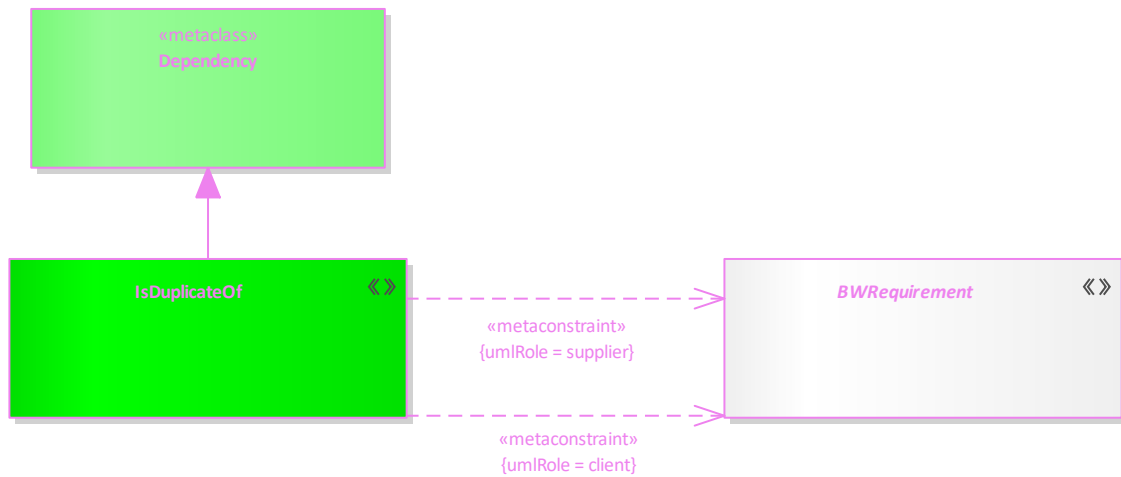


Figure 186: IsDuplicateOf

### Elements in Diagram

Name	Definition
<a href="#">BWRRequirement</a>	Abstract base class for requirements.
<a href="#">IsDuplicateOf</a>	Relation that represents that two requirements convey the same content.

### Tagged Values

### Relevant Viewpoints

- [R3 - Requirement Dependencies](#)

### 3.131 IsEquivalentToStandardElement

#### Definition

Relationship that indicates that a model element corresponds to a catalog element.

#### Meta Model

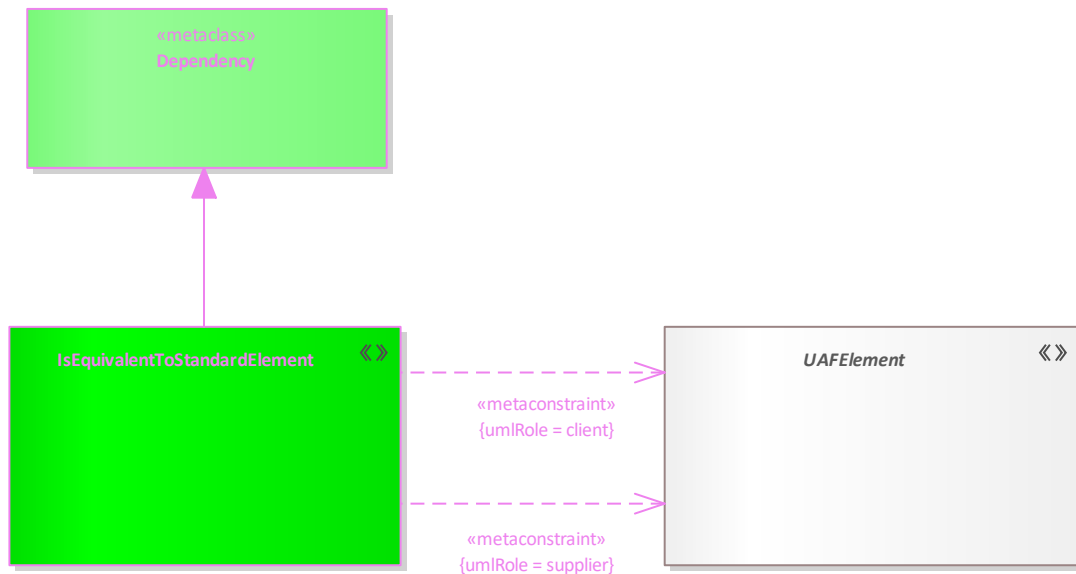


Figure 187: IsEquivalentToStandardElement

#### Elements in Diagram

Name	Definition
<a href="#">IsEquivalentToStandardElement</a>	Relationship that indicates that a model element corresponds to a catalog element.
<a href="#">UAFElement</a>	Abstract super type for all of the UAF elements. It provides a way for all of the UAF elements to have a common set of properties.

#### Tagged Values

#### Relevant Viewpoints



## 3.132 IsResponsibleFor

### Definition

A relation that expresses that an OrganizationalResource is responsible for a resource, service or project.

### Meta Model

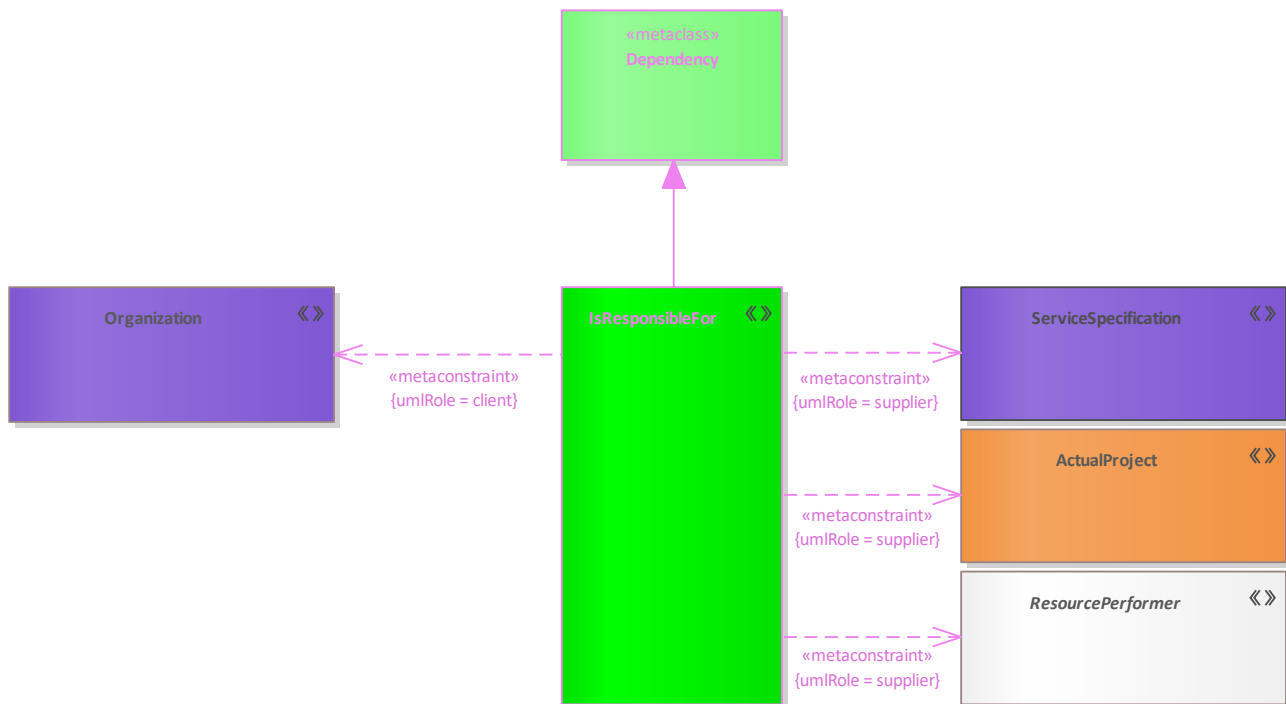


Figure 188: IsResponsibleFor

### Elements in Diagram

Name	Definition
<a href="#">ActualProject</a>	A time-limited endeavor to provide a specific set of ActualResource that meet specific Capability needs.
<a href="#">IsResponsibleFor</a>	A relation that expresses that an OrganizationalResource is responsible for a resource, service or project.
<a href="#">Organization</a>	A group of OrganizationalResources (Persons, Posts, Organizations and Responsibilities) associated for a particular purpose.
<a href="#">ResourcePerformer</a>	An abstract type grouping elements that can be the subject of a SecurityConstraint (there are currently no security viewpoints in the NAF).
<a href="#">ServiceSpecification</a>	The specification of a set of functionality provided one element for the use of others.

### Tagged Values

#### Relevant Viewpoints

- [Lr - Lines of Development](#)
- [P2 - Resource Structure](#)
- [S2 - Service Structure](#)
- [Sr - Service Roadmap](#)

## 3.133 JustifiedBy

### Definition

Relation states that an Constraint is derived from a reference (Reference, DocumentReference, SMEReference).

### Meta Model

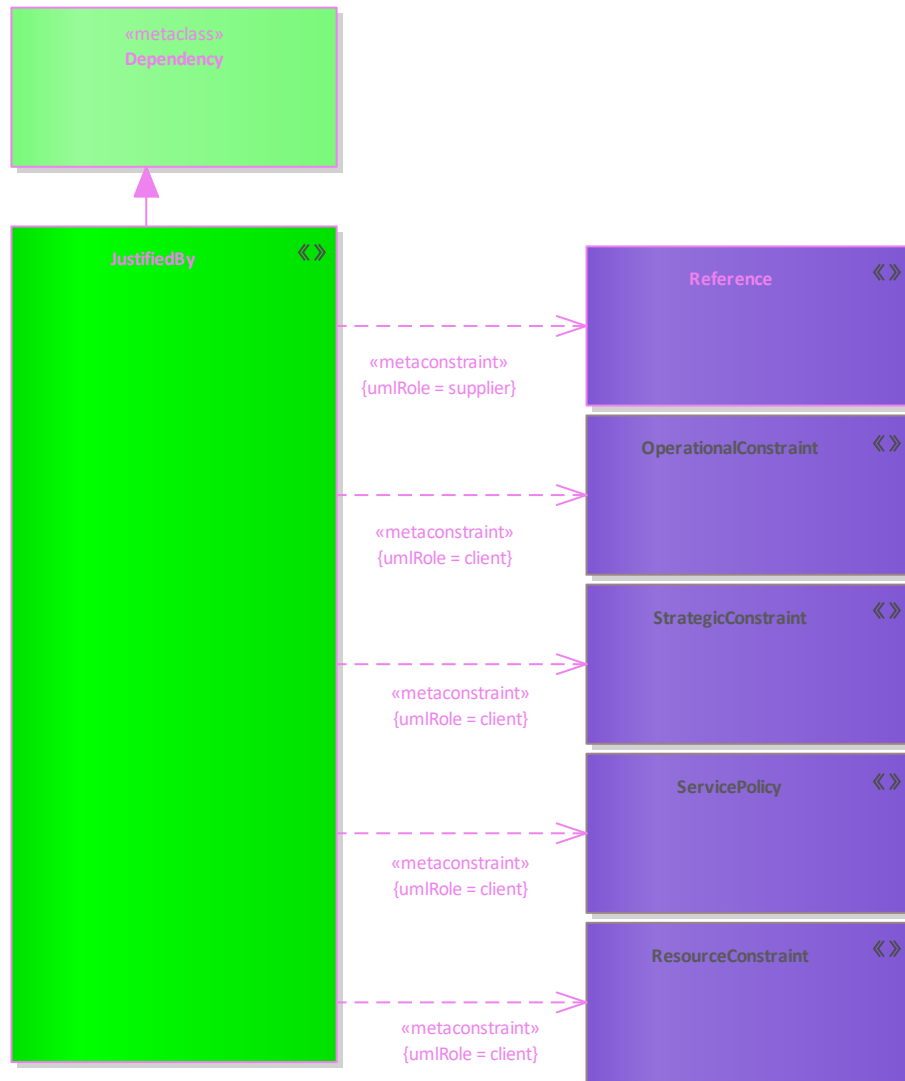


Figure 189: JustifiedBy

### Elements in Diagram

Name	Definition
<a href="#">JustifiedBy</a>	Relation states that an Constraint is derived from a reference (Reference, DocumentReference, SMEReference).
<a href="#">OperationalConstraint</a>	A Rule governing a logical architectural element i.e. OperationalPerformer, OperationalActivity, InformationElement etc.
<a href="#">Reference</a>	Element describes all types of references.
<a href="#">ResourceConstraint</a>	A rule governing the structural or functional aspects of an implementation.
<a href="#">ServicePolicy</a>	A constraint governing the use of one or more ServiceSpecifications.
<a href="#">StrategicConstraint</a>	A Rule governing a capability.

### Tagged Values

### Relevant Viewpoints

- [C1 - Capability Taxonomy](#)
- [C2 - Enterprise Vision](#)
- [C3 - Capability Dependencies](#)
- [C4 - Standard Processes](#)
- [C5 - Effects](#)
- [C7 - Performance Parameters](#)
- [C8 - Planning Assumption](#)
- [L1 - Node Types](#)
- [L2 - Logical Scenario](#)
- [L2-L3 - Logical Concept Viewpoint](#)
- [L3 - Node Interaction](#)
- [L4 - Logical Activities](#)
- [L4-P4 Activity to Function Mapping](#)
- [L5 - Logical States](#)
- [L6 - Logical Sequence](#)
- [L7 - Information Model](#)
- [L8 - Logical Constraints](#)
- [Lr - Lines of Development](#)
- [P1- Resource Types](#)
- [P2 - Resource Structure](#)
- [P3 - Resource Connectivity](#)
- [P4 - Resource Functions](#)
- [P5 - Resource States](#)
- [P6 - Resource Sequence](#)
- [P7 - Data Model](#)
- [P8 - Resource Constraints](#)
- [Pr - Configuration Management](#)
- [R7 - Requirement Derivation](#)
- [S1 - Service Taxonomy](#)
- [S2 - Service Structure](#)
- [S3 - Service Interfaces](#)
- [S4 - Service Functions](#)
- [S5 - Service States](#)
- [S7 - Service Interface Parameters](#)
- [S8 - Service Policy](#)

## 3.134 KnownResource

### Definition

Asserts that a known ResourcePerformer constrains the implementation of the OperationalPerformer that plays the role in the LogicalArchitecture.

### Meta Model

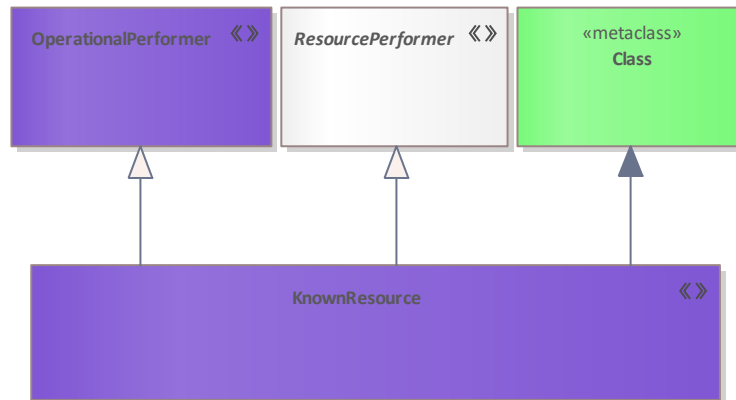


Figure 190: KnownResource

### Elements in Diagram

Name	Definition
<a href="#">KnownResource</a>	Asserts that a known ResourcePerformer constrains the implementation of the OperationalPerformer that plays the role in the LogicalArchitecture.
<a href="#">OperationalPerformer</a>	A logical entity that IsCapableToPerform OperationalActivities which produce, consume and process Resources.
<a href="#">ResourcePerformer</a>	An abstract type grouping elements that can be the subject of a SecurityConstraint (there are currently no security viewpoints in the NAF).

### Tagged Values

Tag Name	Valid Values
AbstractionLevel	not set, 0, 1, 2, 3, 4, 5, 6, R
Nationality	UN, NATO-PfP, NATO, DEU, MN, EU, TCN, NLD, National, Unknown, not set
SizeIndicator	Theatre, Armygroup, Army, Corps, Command, Division, Brigade, Regiment, Battalion, Company, Echelon, Platoon, Section, Squad, Team, Unknown, not set
URI	String

### Relevant Viewpoints

- [L2 - Logical Scenario](#)
- [L3 - Node Interaction](#)
- [L4 - Logical Activities](#)

## 3.135 Location

### Definition

A specification of the generic area in which a LocationHolder is required to be located.

### Meta Model

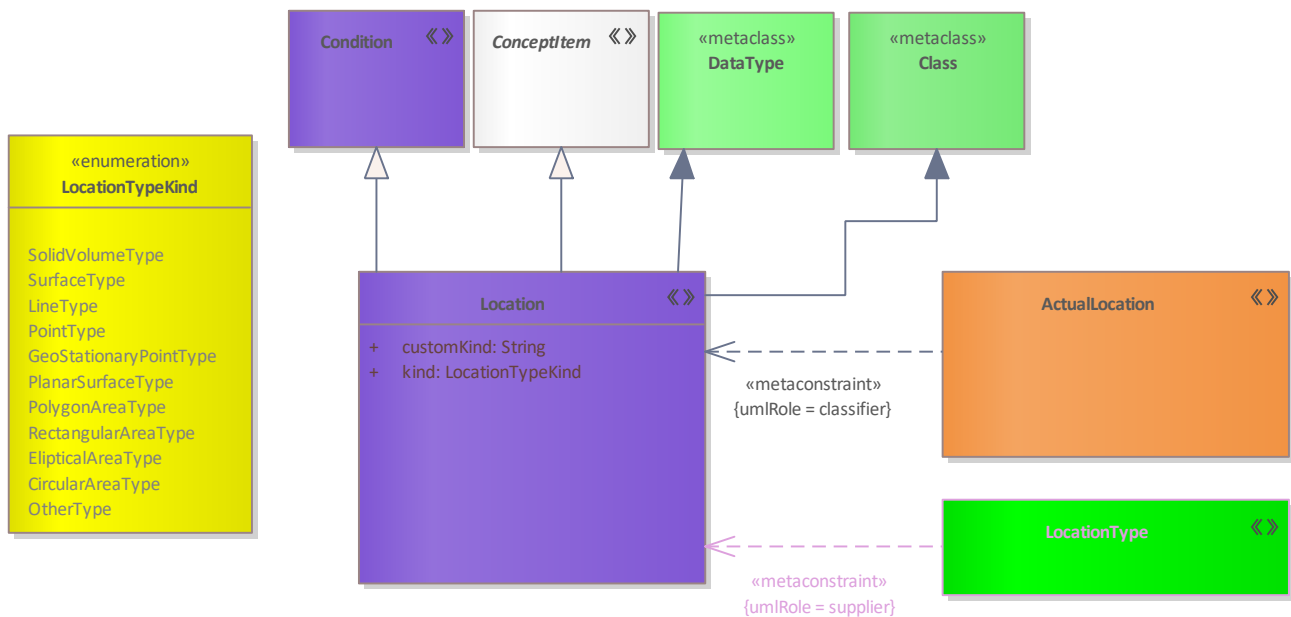


Figure 191: Location

### Elements in Diagram

Name	Definition
<a href="#">ActualLocation</a>	The ActualState that describes a physical location, for example using text to provide an address, Geo-coordinates, etc.
<a href="#">ConceptItem</a>	Abstract, an item which may feature in a HighLevelOperationalConcept.
<a href="#">Condition</a>	A type that defines the Location, Environment and/or GeoPoliticalExtent.
<a href="#">Location</a>	A specification of the generic area in which a LocationHolder is required to be located.
<a href="#">LocationType</a>	A relationship that expresses which location is assigned to a location holder.

### Tagged Values

Tag Name	Valid Values
customKind	String
kind	CircularAreaType, EllipticalAreaType, GeoStationaryPointType, LineType, OtherType, PlanarSurfaceType, PointType, PolygonAreaType, RectangularAreaType, SolidVolumeType, SurfaceType
URI	String

### Relevant Viewpoints

- [L2 - Logical Scenario](#)
- [L2-L3 - Logical Concept Viewpoint](#)
- [L3 - Node Interaction](#)
- [P2 - Resource Structure](#)

## 3.136 LocationHolder

### Definition

Abstract type, used to group elements that are allowed to be associated with a Location.

### Meta Model

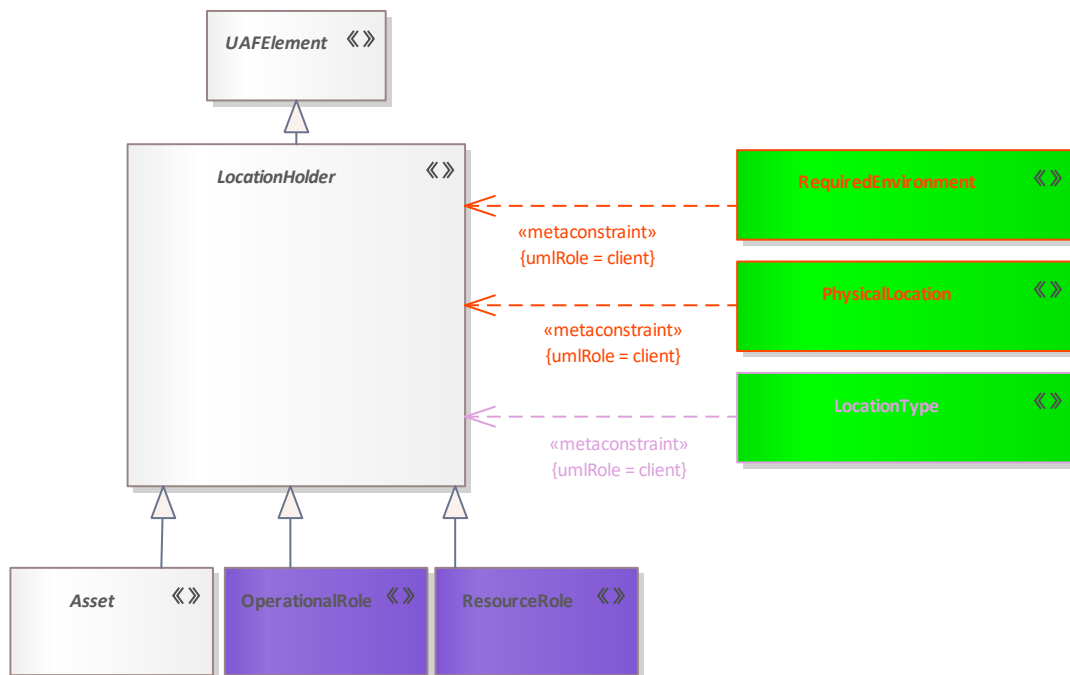


Figure 192: LocationHolder

### Elements in Diagram

Name	Definition
<a href="#">Asset</a>	Asset as applied to Security views, an abstract type that indicates the types of elements that can be considered as a subject for security analysis.
<a href="#">LocationHolder</a>	Abstract type, used to group elements that are allowed to be associated with a Location.
<a href="#">LocationType</a>	A relationship that expresses which location is assigned to a location holder.
<a href="#">OperationalRole</a>	Usage of a OperationalPerformer or OperationalArchitecture in the context of another OperationalPerformer or OperationalArchitecture. Creates a whole-part relationship.
<a href="#">PhysicalLocation</a>	A relationship that expresses that a location holder operates in an actual location.
<a href="#">RequiredEnvironment</a>	A relationship that expresses that a location holder operates under specific environmental conditions.
<a href="#">ResourceRole</a>	Usage of a ResourcePerformer in the context of another ResourcePerformer. Creates a whole-part relationship.
<a href="#">UAFElement</a>	Abstract super type for all of the UAF elements. It provides a way for all of the UAF elements to have a common set of properties.

### Tagged Values

Tag Name	Valid Values
URI	String

### Relevant Viewpoints

## 3.137 LocationType

### Definition

A relationship that expresses which location is assigned to a location holder.

### Meta Model

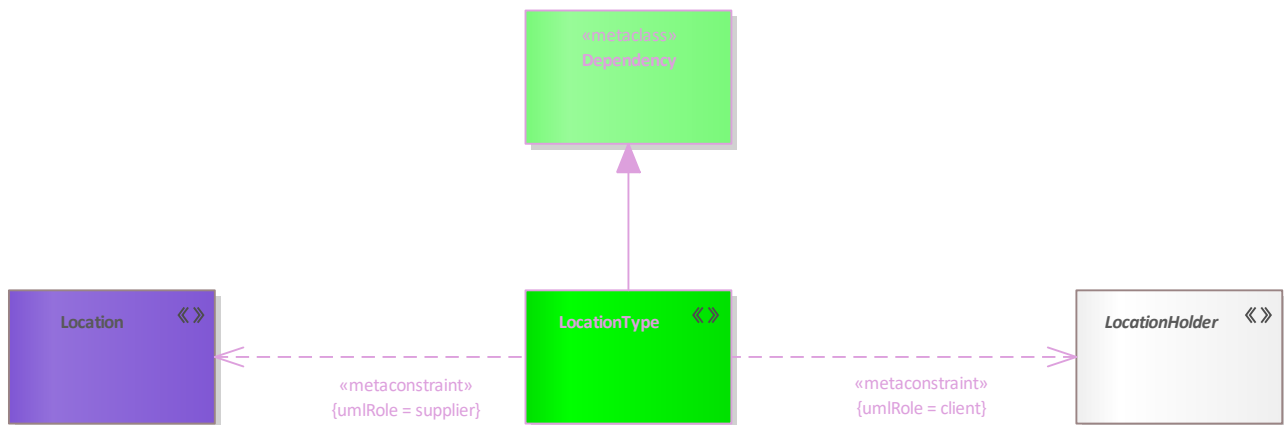


Figure 193: LocationType

### Elements in Diagram

Name	Definition
<a href="#">Location</a>	A specification of the generic area in which a LocationHolder is required to be located.
<a href="#">LocationHolder</a>	Abstract type, used to group elements that are allowed to be associated with a Location.
<a href="#">LocationType</a>	A relationship that expresses which location is assigned to a location holder.

### Tagged Values

#### Relevant Viewpoints

- [L2 - Logical Scenario](#)
- [L3 - Node Interaction](#)
- [P2 - Resource Structure](#)

## 3.138 MapsToCapability

### Definition

A tuple denoting that an Activity contributes to providing a Capability.

### Meta Model

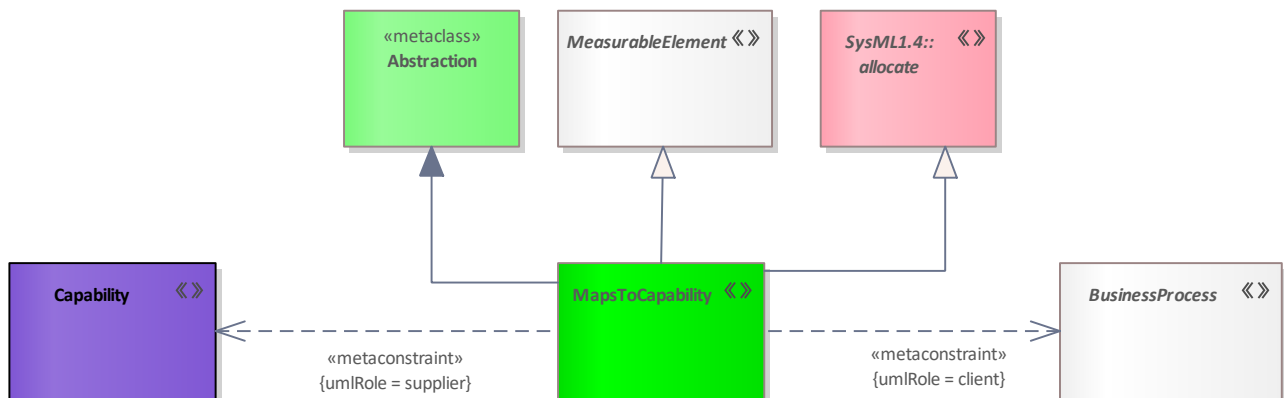


Figure 194: MapsToCapability

### Elements in Diagram

Name	Definition
<a href="#">BusinessProcess</a>	An abstract type that represents a behavior or process (i.e. a Function or OperationalActivity) that can be performed by a Performer.
<a href="#">Capability</a>	A high level specification of the enterprise's ability to execute a specified course of action.
<a href="#">MapsToCapability</a>	A tuple denoting that an Activity contributes to providing a Capability.
<a href="#">MeasurableElement</a>	Abstract type, grouping elements that can be measured by applying MeasurementSets to them.

### Tagged Values

Tag Name	Valid Values
URI	String

### Relevant Viewpoints

- [C4 - Standard Processes](#)
- [L1 - Node Types](#)



## 3.139 MeasurableElement

### Definition

Abstract type, grouping elements that can be measured by applying MeasurementSets to them.

### Meta Model




Figure 195: MeasurableElement

### Elements in Diagram

Name	Definition
<a href="#">AchievedEffect</a>	A tuple that exists between an ActualState (e.g., observed/measured during testing) of an element that attempts to achieve a DesiredEffect and an Achiever.
<a href="#">ActivityPerformableUnderCondition</a>	The ActualCondition under which an Activity is performed.
<a href="#">ActualMeasurementSetAppliesFor</a>	A relationship that expresses which actual measurement applies for an element.
<a href="#">Alias</a>	A metamodel Artifact used to define an alternative name for an element.
<a href="#">ArbitraryConnector</a>	Represents a visual indication of a connection used in high level operational concept diagrams.
<a href="#">ArchitecturalDescription</a>	An Architecture Description is a work product used to express the Architecture of some System Of Interest. It provides executive-level summary information about the architecture description in a consistent form to allow quick reference and comparison bet
<a href="#">ArchitecturalReference</a>	A tuple that specifies that one architectural description refers to another.
<a href="#">ArchitecturalSequence</a>	A relationship that specifies that one architectural description is the successor of another.
<a href="#">AssetRole</a>	AssetRole as applied to Security views, an abstract element that indicates the type of elements that can be considered as a subject for security analysis in the particular context (currently no security viewpoints in the framework).
<a href="#">BusinessProcess</a>	An abstract type that represents a behavior or process (i.e. a Function or OperationalActivity) that can be performed by a Performer.
<a href="#">CapabilityDependency</a>	A tuple that asserts that one Capability is dependent from another.
<a href="#">CapabilityForTask</a>	A tuple that asserts that a Capability is required in order for an Enterprise to conduct a phase of an EnduringTask.
<a href="#">CapabilityRoleDependency</a>	A tuple that asserts that one CapabilityRole is dependent from another.
<a href="#">ConceptRole</a>	Usage of a ConceptItem in the context of a HighLevelOperationalConcept.
<a href="#">Consumes</a>	A tuple that asserts that a service in someway contributes or assists in the execution of an OperationalActivity.
<a href="#">Definition</a>	A comment containing a description of an element in the architecture.
<a href="#">DesiredEffect</a>	A tuple relating the Desirer (a Capability or OrganizationalResource) to an ActualState.
<a href="#">EnvironmentProperty</a>	A property of an Environment that is typed by a Condition. The kinds of Condition that can be represented are Location, GeoPoliticalExtentType and Environment.
<a href="#">Exchange</a>	Abstract tuple, grouping OperationalExchanges and ResourceExchanges that exchange Resources.
<a href="#">Exhibits</a>	A tuple that exists between a CapableElement and a Capability that it meets under specific environmental conditions.
<a href="#">Forecast</a>	A tuple that specifies a transition from one Asset, Standard, Competence to another future one. It is related to an ActualEnterprisePhase to give it a temporal context.
<a href="#">Implements</a>	A tuple that defines how an element in the upper layer of abstraction is implemented by a semantically equivalent element (i.e. tracing the OperationalActivities to the Functions that implement them) in the lower level of abstraction.
<a href="#">Information</a>	A comment that describes the state of an item of interest in any medium or form -- and is communicated or received.
<a href="#">InteractionMessage</a>	An abstract type that groups several types of messages used in the InteractionScenario.
<a href="#">IsCapableToPerform</a>	A relationship that says that a capable element performs an activity or action.
<a href="#">MapsToCapability</a>	A tuple denoting that an Activity contributes to providing a Capability.
<a href="#">MeasurableElement</a>	Abstract type, grouping elements that can be measured by applying MeasurementSets to them.
<a href="#">Measurement</a>	A property of an element representing something in the physical world,

Name	Definition
	expressed in amounts of a unit of measure.
<a href="#">Measurement</a>	A property of an element representing something in the physical world, expressed in amounts of a unit of measure.
<a href="#">Measurement</a>	A property of an element representing something in the physical world, expressed in amounts of a unit of measure.
<a href="#">Metadata</a>	A comment that can be applied to any element in the architecture. The attributes associated with this element details the relationship between the element and its related <code>dublinCoreElement</code> , <code>metaDataScheme</code> , <code>category</code> and <code>name</code> . This allows the element to be
<a href="#">MilestoneDependency</a>	A tuple between two <code>ActualProjectMilestones</code> that denotes one <code>ActualProjectMilestone</code> follows from another.
<a href="#">OperationalActivityAction</a>	A call of an <code>OperationalActivity</code> in the context of another <code>OperationalActivity</code> .
<a href="#">OperationalConnector</a>	A <code>Connector</code> that goes between <code>OperationalRoles</code> representing a need to exchange <code>Resources</code> . It can carry a number of <code>OperationalExchanges</code> .
<a href="#">OperationalPort</a>	An interaction point for an <code>OperationalAgent</code> through which it can interact with the outside environment and which is defined by an <code>OperationalInterface</code> .
<a href="#">OperationalRole</a>	Usage of a <code>OperationalPerformer</code> or <code>OperationalArchitecture</code> in the context of another <code>OperationalPerformer</code> or <code>OperationalArchitecture</code> . Creates a whole-part relationship.
<a href="#">OperationalSignalProperty</a>	A property of an <code>OperationalSignal</code> typed by <code>OperationalExchangeItem</code> . It enables <code>OperationalExchangeItem</code> e.g. <code>InformationElement</code> to be passed as arguments of the <code>OperationalSignal</code> .
<a href="#">OperationalStateDescription</a>	A state machine describing the behavior of a <code>OperationalPerformer</code> , depicting how the <code>OperationalPerformer</code> responds to various events and the actions.
<a href="#">OwnsActualMeasurementSet</a>	A relationship that expresses which actual measurement set an element owns.
<a href="#">OwnsMeasurement</a>	A relationship that expresses which measurement or measurement type an element owns.
<a href="#">OwnsProcess</a>	A dependency relationship denoting that an <code>ActualOrganizationResource</code> owns an <code>OperationalActivity</code> .
<a href="#">PerformsInContext</a>	A relationship that says that a role performs an activity or action. It indicates that the action can be carried out by the role when used in a specific context or configuration.
<a href="#">ProcessEdge</a>	An abstract type that represents a behavior or process (i.e. a <code>Function</code> or <code>OperationalActivity</code> ) that can be performed by a <code>Performer</code> .
<a href="#">ProcessGeneralization</a>	A <code>ProcessGeneralization</code> is a taxonomic relationship between a more general <code>Process</code> and a more specific <code>Process</code> .
<a href="#">ProcessOperation</a>	An abstract type that represents a behavior or process (i.e. a <code>Function</code> or <code>OperationalActivity</code> ) that can be performed by a <code>Performer</code> .
<a href="#">ProcessParameter</a>	An abstract type that represents a behavior or process (i.e. a <code>Function</code> or <code>OperationalActivity</code> ) that can be performed by a <code>Performer</code> .
<a href="#">ProcessUsage</a>	An abstract type that represents a behavior or process (i.e. a <code>Function</code> or <code>OperationalActivity</code> ) that can be performed by a <code>Performer</code> or <code>Role</code> .
<a href="#">ProjectMilestoneRole</a>	The role played by a <code>ProjectMilestone</code> in the context of a <code>Project</code> .
<a href="#">ProjectSequence</a>	A tuple between two <code>ActualProjects</code> that denotes one <code>ActualProject</code> cannot start before the previous <code>ActualProject</code> is finished.
<a href="#">ProjectTheme</a>	A property of a <code>ProjectMilestone</code> that captures an aspect by which the progress of <code>ActualProjects</code> may be measured.
<a href="#">PropertySet</a>	An abstract type grouping architectural elements that can own <code>Measurements</code> .
<a href="#">PropertySetGeneralisation</a>	A <code>PropertySetGeneralization</code> is a taxonomic relationship between a more general <code>PropertySet</code> and a more specific <code>PropertySet</code> .
<a href="#">ProtocolLayer</a>	Usage of a <code>Protocol</code> in the context of another <code>Protocol</code> . Creates a whole-part relationship.
<a href="#">ProvidesCompetence</a>	A tuple that asserts that an <code>ActualOrganizationalResource</code> provides a specific set of <code>Competencies</code> .

Name	Definition
<a href="#">RequiresCompetence</a>	A tuple that asserts that an ActualOrganizationalResource is required to have a specific set of Competencies.
<a href="#">ResourceConnector</a>	A channel for exchange between two ResourceRoles.
<a href="#">ResourcePort</a>	An interaction point for a ResourcePerformer through which it can interact with the outside environment and which is defined by a ResourceInterface.
<a href="#">ResourceSignalProperty</a>	A property of an ResourceSignal typed by ResourceExchangeItem. It enables ResourceExchangeItem e.g. DataElement to be passed as arguments of the ResourceSignal.
<a href="#">ResourceStateDescription</a>	A state machine describing the behavior of a ResourcePerformer, depicting how the ResourcePerformer responds to various events and the actions.
<a href="#">Rule</a>	An abstract type for all types of constraint (i.e. an OperationalConstraint could detail the rules of accountancy best practice).
<a href="#">SameAs</a>	A tuple that asserts that two elements refer to the same real-world thing.
<a href="#">ServiceConnector</a>	A channel for exchange between two ServiceSpecifications. Where one acts as the consumer of the other.
<a href="#">ServiceMethod</a>	A behavioral feature of a ServiceSpecification whose behavior is specified in a ServiceFunction.
<a href="#">ServicePort</a>	An interaction point for a ServiceSpecification through which it can interact with the outside environment and which is defined by a ServiceInterface.
<a href="#">ServiceSpecificationRole</a>	An assertion that a ServiceSpecification calls upon another ServiceSpecification in order to deliver its stated functionality.
<a href="#">ServiceStateDescription</a>	A state machine describing the behavior of a ServiceSpecification, depicting how the ServiceSpecification responds to various events and the actions.
<a href="#">TemporalPart</a>	A current or future state of the wholeLifeEnterprise or another EnterprisePhase.
<a href="#">UAFElement</a>	Abstract super type for all of the UAF elements. It provides a way for all of the UAF elements to have a common set of properties.
<a href="#">VersionOfConfiguration</a>	A property of a WholeLifeConfiguration, used in version control of a VersionedElement. It asserts that a VersionedElement is a version of a WholeLifeConfiguration.
<a href="#">VersionSuccession</a>	A tuple between two VersionOfConfigurations that denotes that one VersionOfConfiguration follows from another.

### Tagged Values

Tag Name	Valid Values
URI	String

### Relevant Viewpoints

## 3.140 Measurement

### Definition

A property of an element representing something in the physical world, expressed in amounts of a unit of measure.

### Meta Model

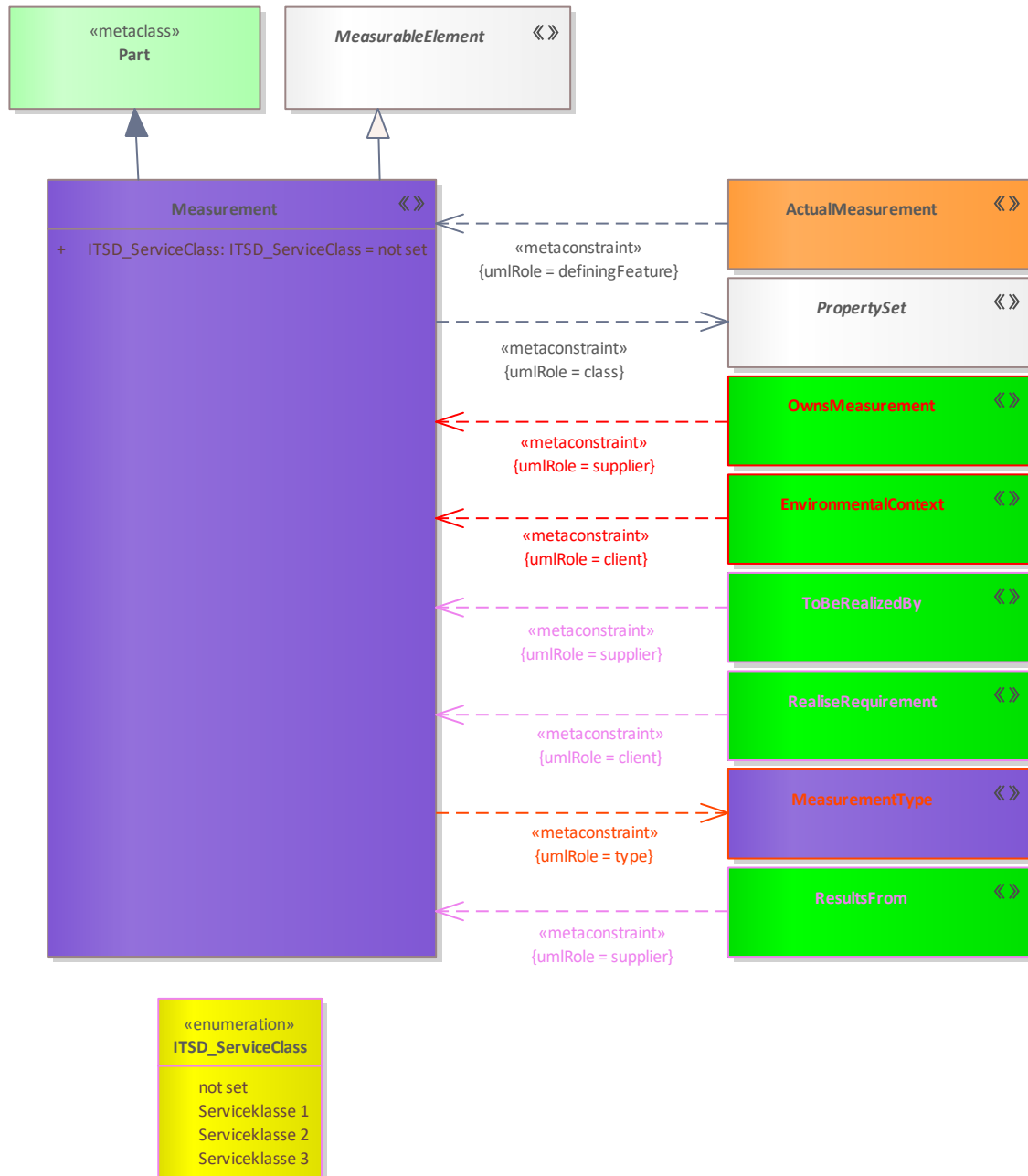


Figure 196: Measurement

### Elements in Diagram

Name	Definition
<a href="#">ActualMeasurement</a>	An actual value that is applied to a Measurement.
<a href="#">EnvironmentalContext</a>	Relationship that indicates under which condition an measurement counts.
<a href="#">MeasurableElement</a>	Abstract type, grouping elements that can be measured by applying MeasurementSets to them.
<a href="#">Measurement</a>	A property of an element representing something in the physical world, expressed in amounts of a unit of measure.
<a href="#">Measurement</a>	A property of an element representing something in the physical world,

Name	Definition
	expressed in amounts of a unit of measure.
<a href="#">Measurement</a>	A property of an element representing something in the physical world, expressed in amounts of a unit of measure.
<a href="#">MeasurementType</a>	A type of a property representing something in the physical world, expressed in amounts of a unit of measure.
<a href="#">OwnsMeasurement</a>	A relationship that expresses which measurement or measurement type an element owns.
<a href="#">PropertySet</a>	An abstract type grouping architectural elements that can own Measurements.
<a href="#">RealiseRequirement</a>	Relation states that a functional or non-functional requirement is realized through this element.
<a href="#">ResultsFrom</a>	Relationship expresses that an element of architecture is the reason for a finding.
<a href="#">ToBeRealizedBy</a>	Relation states that a functional or non-functional requirement should be realized through this element.

### Tagged Values

Tag Name	Valid Values
ITSD_ServiceClass	not set, Serviceklasse 1, Serviceklasse 2, Serviceklasse 3
URI	String

### Relevant Viewpoints

- [C1 - Capability Taxonomy](#)
- [C7 - Performance Parameters](#)
- [L1 - Node Types](#)
- [L2 - Logical Scenario](#)
- [L2-L3 - Logical Concept Viewpoint](#)
- [L3 - Node Interaction](#)
- [P1- Resource Types](#)
- [P2 - Resource Structure](#)
- [P3 - Resource Connectivity](#)
- [P4 - Resource Functions](#)
- [Rr - Requirement Realization](#)
- [S1 - Service Taxonomy](#)
- [S2 - Service Structure](#)
- [S8 - Service Policy](#)

## 3.141 MeasurementType

### Definition

A type of a property representing something in the physical world, expressed in amounts of a unit of measure.

### Meta Model

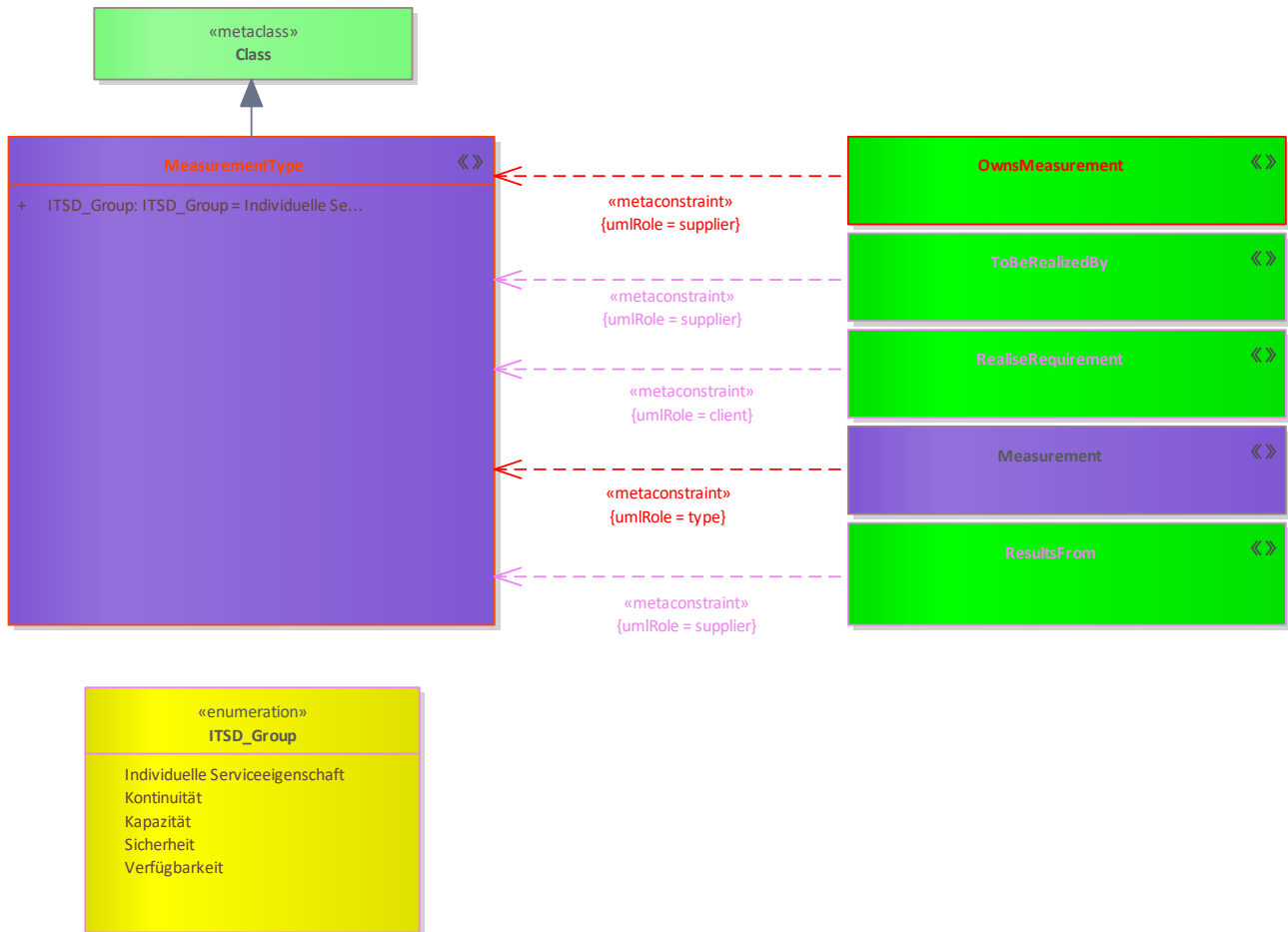


Figure 197: MeasurementType

### Elements in Diagram

Name	Definition
<a href="#">Measurement</a>	A property of an element representing something in the physical world, expressed in amounts of a unit of measure.
<a href="#">Measurement</a>	A property of an element representing something in the physical world, expressed in amounts of a unit of measure.
<a href="#">Measurement</a>	A property of an element representing something in the physical world, expressed in amounts of a unit of measure.
<a href="#">MeasurementType</a>	A type of a property representing something in the physical world, expressed in amounts of a unit of measure.
<a href="#">OwnsMeasurement</a>	A relationship that expresses which measurement or measurement type an element owns.
<a href="#">RealiseRequirement</a>	Relation states that a functional or non-functional requirement is realized through this element.
<a href="#">ResultsFrom</a>	Relationship expresses that an element of architecture is the reason for a finding.
<a href="#">ToBeRealizedBy</a>	Relation states that a functional or non-functional requirement should be realized through this element.

### Tagged Values

Tag Name	Valid Values
ITSD_Group	Individuelle Serviceeigenschaft, Kontinuität, Kapazität, Sicherheit, Verfügbarkeit

### Relevant Viewpoints

- [C1 - Capability Taxonomy](#)
- [C7 - Performance Parameters](#)
- [L1 - Node Types](#)
- [L2 - Logical Scenario](#)
- [L2-L3 - Logical Concept Viewpoint](#)
- [L3 - Node Interaction](#)
- [P1- Resource Types](#)
- [P2 - Resource Structure](#)
- [P3 - Resource Connectivity](#)
- [P4 - Resource Functions](#)
- [Rr - Requirement Realization](#)
- [S1 - Service Taxonomy](#)
- [S2 - Service Structure](#)
- [S8 - Service Policy](#)



## 3.142 Metadata

### Definition

A comment that can be applied to any element in the architecture. The attributes associated with this element details the relationship between the element and its related dublinCoreElement, metaDataScheme, category and name. This allows the element to be referenced using the Semantic Web.

### Meta Model

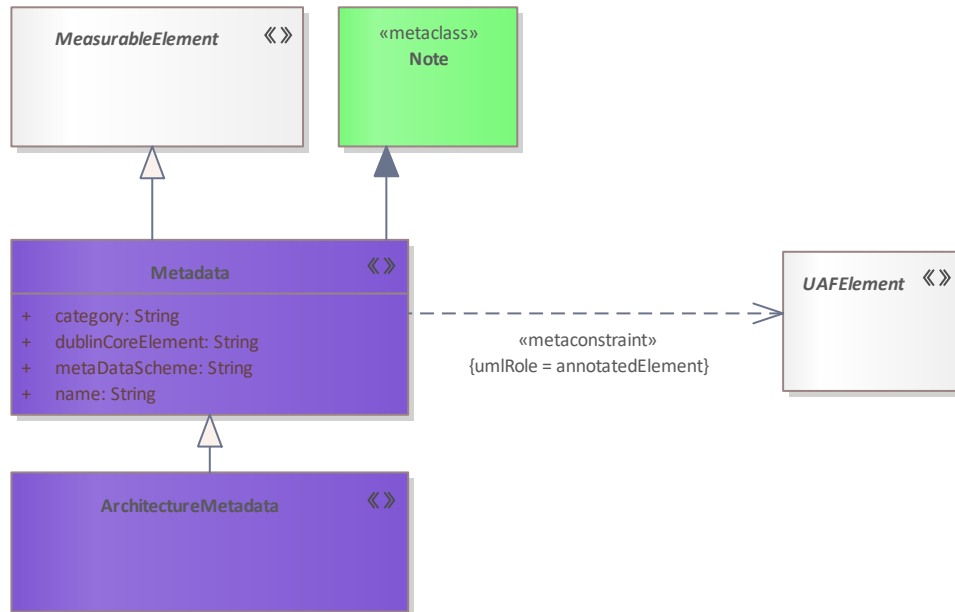


Figure 198: Metadata

### Elements in Diagram

Name	Definition
<a href="#">ArchitectureMetadata</a>	Information associated with an ArchitecturalDescription, that supplements the standard set of tags used to summarize the Architecture. It states things like what methodology was used, notation, etc.
<a href="#">MeasurableElement</a>	Abstract type, grouping elements that can be measured by applying MeasurementSets to them.
<a href="#">Metadata</a>	A comment that can be applied to any element in the architecture. The attributes associated with this element details the relationship between the element and its related dublinCoreElement, metaDataScheme, category and name. This allows the element to be
<a href="#">UAElement</a>	Abstract super type for all of the UAF elements. It provides a way for all of the UAF elements to have a common set of properties.

### Tagged Values

Tag Name	Valid Values
category	String
dublinCoreElement	String
metaDataScheme	String
name	String
URI	String

### Relevant Viewpoints

## 3.143 MilestoneDependency

### Definition

A tuple between two ActualProjectMilestones that denotes one ActualProjectMilestone follows from another.

### Meta Model

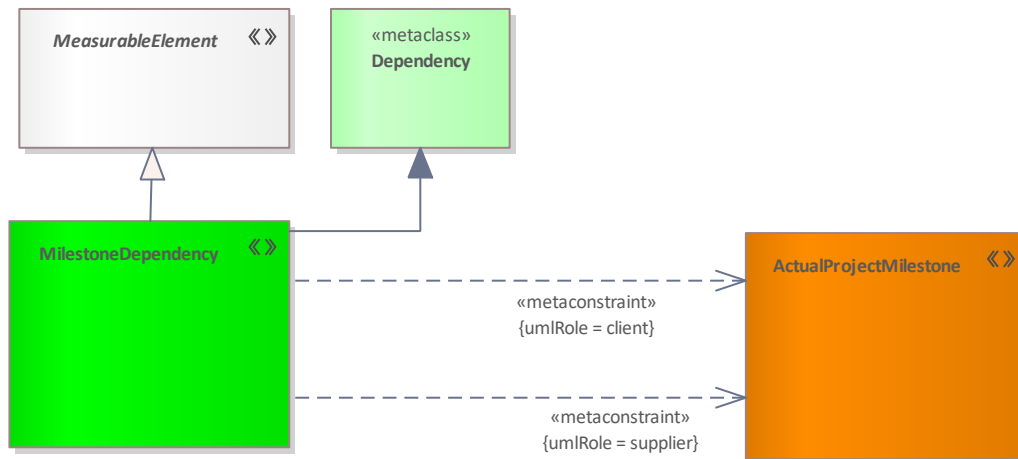


Figure 199: MilestoneDependency

### Elements in Diagram

Name	Definition
<a href="#">ActualProjectMilestone</a>	An event with a start date in a ActualProject from which progress is measured.
<a href="#">MeasurableElement</a>	Abstract type, grouping elements that can be measured by applying MeasurementSets to them.
<a href="#">MilestoneDependency</a>	A tuple between two ActualProjectMilestones that denotes one ActualProjectMilestone follows from another.

### Tagged Values

Tag Name	Valid Values
URI	String

### Relevant Viewpoints

- [Cr - Capability Roadmap](#)
- [Lr - Lines of Development](#)
- [Pr - Configuration Management](#)
- [Sr - Service Roadmap](#)

## 3.144 NaturalResource

### Definition

Type of physical resource that occurs in nature.

### Meta Model

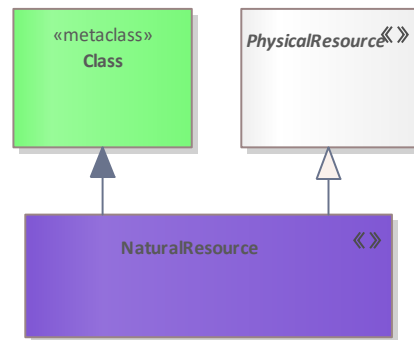


Figure 200: NaturalResource

### Elements in Diagram

Name	Definition
<a href="#">NaturalResource</a>	Type of physical resource that occurs in nature.
<a href="#">PhysicalResource</a>	An abstract type defining physical resources (i.e. OrganizationalResource, ResourceArtifact and NaturalResource).

### Tagged Values

Tag Name	Valid Values
AbstractionLevel	not set, 0, 1, 2, 3, 4, 5, 6, R
URI	String

### Relevant Viewpoints

- [L2 - Logical Scenario](#)
- [L2-L3 - Logical Concept Viewpoint](#)
- [L3 - Node Interaction](#)
- [L4 - Logical Activities](#)
- [P1- Resource Types](#)
- [P2 - Resource Structure](#)
- [Rr - Requirement Realization](#)
- [S2 - Service Structure](#)

## 3.145 NeedsModificationOf

### Definition

Relation stats that a project makes adjustments to a resource.

### Meta Model

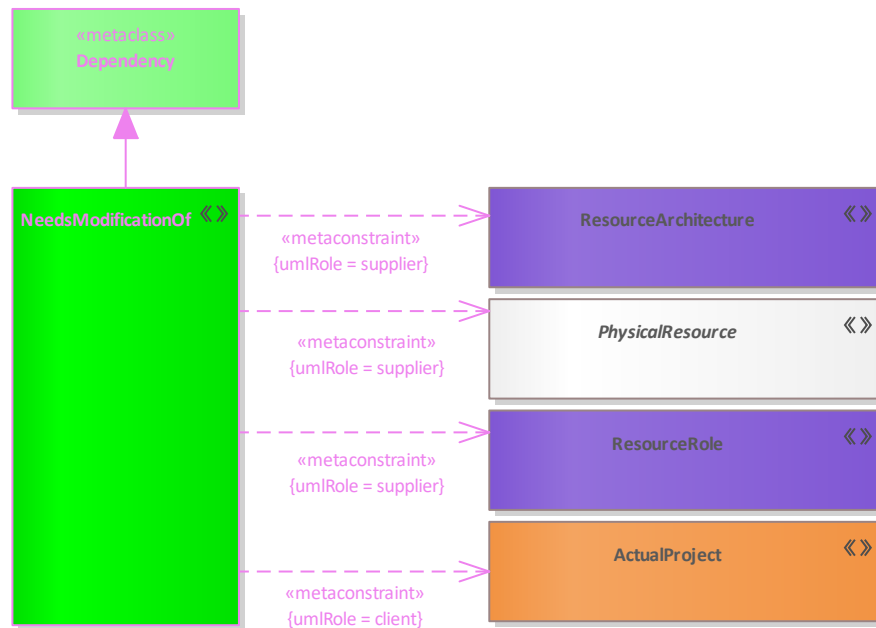


Figure 201: NeedsModificationOf

### Elements in Diagram

Name	Definition
<a href="#">ActualProject</a>	A time-limited endeavor to provide a specific set of ActualResource that meet specific Capability needs.
<a href="#">NeedsModificationOf</a>	Relation stats that a project makes adjustments to a resource.
<a href="#">PhysicalResource</a>	An abstract type defining physical resources (i.e. OrganizationalResource, ResourceArtifact and NaturalResource).
<a href="#">ResourceArchitecture</a>	A type used to denote a model of the Architecture, described from the ResourcePerformer perspective.
<a href="#">ResourceRole</a>	Usage of a ResourcePerformer in the context of another ResourcePerformer. Creates a whole-part relationship.

### Tagged Values

### Relevant Viewpoints

- [P2 - Resource Structure](#)

## 3.146 NeedsResource

### Definition

Relation stats that a project needs a resource.

### Meta Model

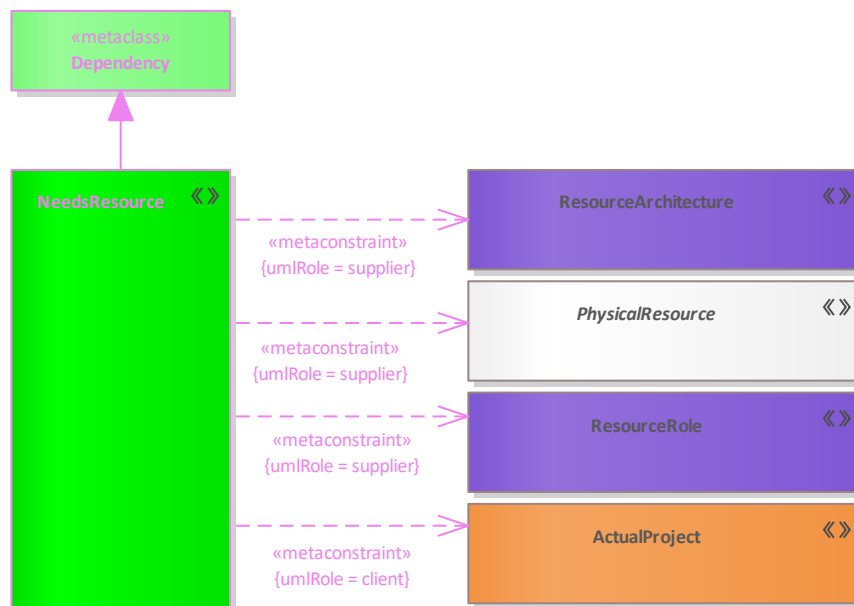


Figure 202: NeedsResource

### Elements in Diagram

Name	Definition
<a href="#">ActualProject</a>	A time-limited endeavor to provide a specific set of ActualResource that meet specific Capability needs.
<a href="#">NeedsResource</a>	Relation stats that a project needs a resource.
<a href="#">PhysicalResource</a>	An abstract type defining physical resources (i.e. OrganizationalResource, ResourceArtifact and NaturalResource).
<a href="#">ResourceArchitecture</a>	A type used to denote a model of the Architecture, described from the ResourcePerformer perspective.
<a href="#">ResourceRole</a>	Usage of a ResourcePerformer in the context of another ResourcePerformer. Creates a whole-part relationship.

### Tagged Values

### Relevant Viewpoints

- [P2 - Resource Structure](#)

## 3.147 NeedsService

### Definition

A relation that expresses that a project needs a service

### Meta Model

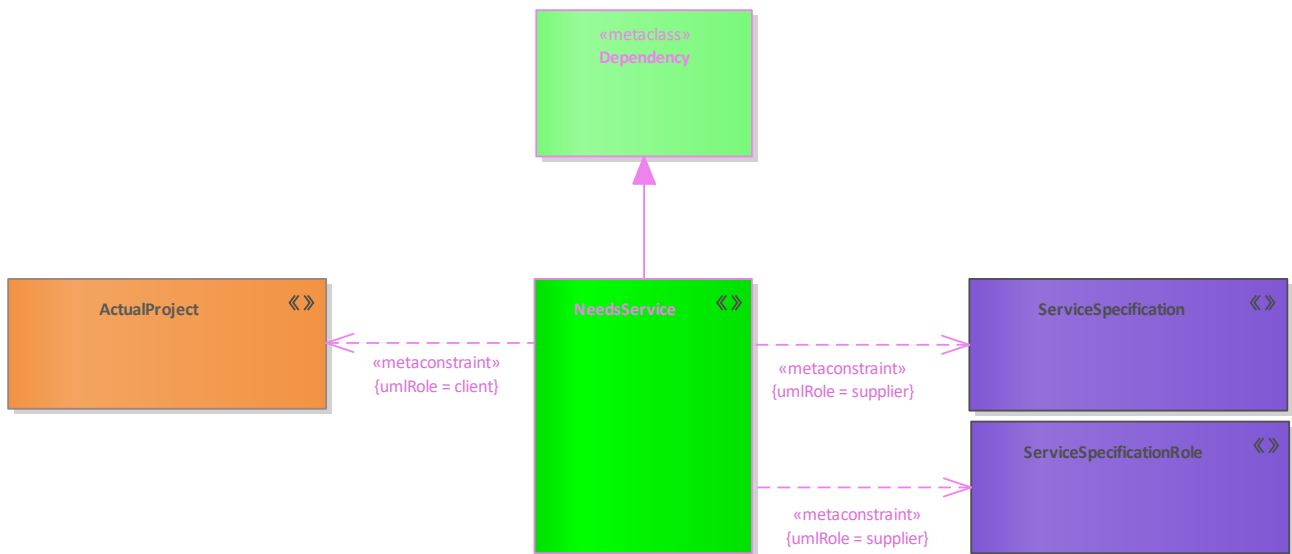


Figure 203: NeedsService

### Elements in Diagram

Name	Definition
<a href="#">ActualProject</a>	A time-limited endeavor to provide a specific set of ActualResource that meet specific Capability needs.
<a href="#">NeedsService</a>	A relation that expresses that a project needs a service
<a href="#">ServiceSpecification</a>	The specification of a set of functionality provided one element for the use of others.
<a href="#">ServiceSpecificationRole</a>	An assertion that a ServiceSecification calls upon another ServiceSpecification in order to deliver its stated functionality.

### Tagged Values

### Relevant Viewpoints

- [Sr - Service Roadmap](#)

## 3.148 NonfunctionalRequirement

### Definition

The element represents a non-functional requirement (how should the system / software be able to do something?).

### Meta Model

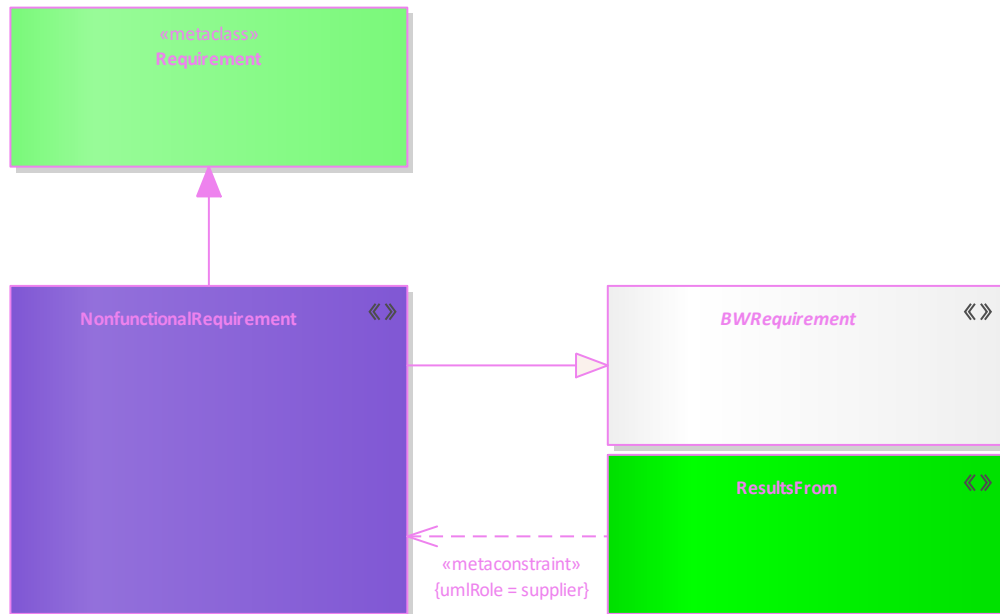


Figure 204: NonfunctionalRequirement

### Elements in Diagram

Name	Definition
<a href="#">BWRequirement</a>	Abstract base class for requirements.
<a href="#">NonfunctionalRequirement</a>	The element represents a non-functional requirement (how should the system / software be able to do something?).
<a href="#">ResultsFrom</a>	Relationship expresses that an element of architecture is the reason for a finding.

### Tagged Values

Tag Name	Valid Values
Afo_ID	String
AG_ID	String
Akteur	String
Aktivität	String
Anforderung manuell	boolean
Anforderungsart	String
Ansprechpartner	String
Bemerkung	String
Bezug	String
Detailstufe	int
Freitext	String
Gewicht (absolut)	float
Hinweis	String
Kategorie	String
Kritikalität	String
Markierung	boolean

Nachweisart	String
Object und Ergänzungen	String
Objectid	String
Operative Bewertung	String
Phasen	String
Position	int
Priorität Vergabe	String
Projektrolle	String
Prozesswort	String
QS_Status	String
Qualität	String
Randbedingung	String
Rang	int
Regelungen	String
Singular	boolean
Status	String
Subjekt	String
Text	String
Titelsperre	boolean
Uuid	String
Verbindlichkeit	String
Vererbung	String
Zu	boolean

#### Relevant Viewpoints

- [R2 - Requirement Catalogue](#)
- [R3 - Requirement Dependencies](#)
- [R7 - Requirement Derivation](#)



## 3.149 OperationalActivity

### Definition

An Activity that captures a logical process, specified independently of how the process is carried out.

### Meta Model

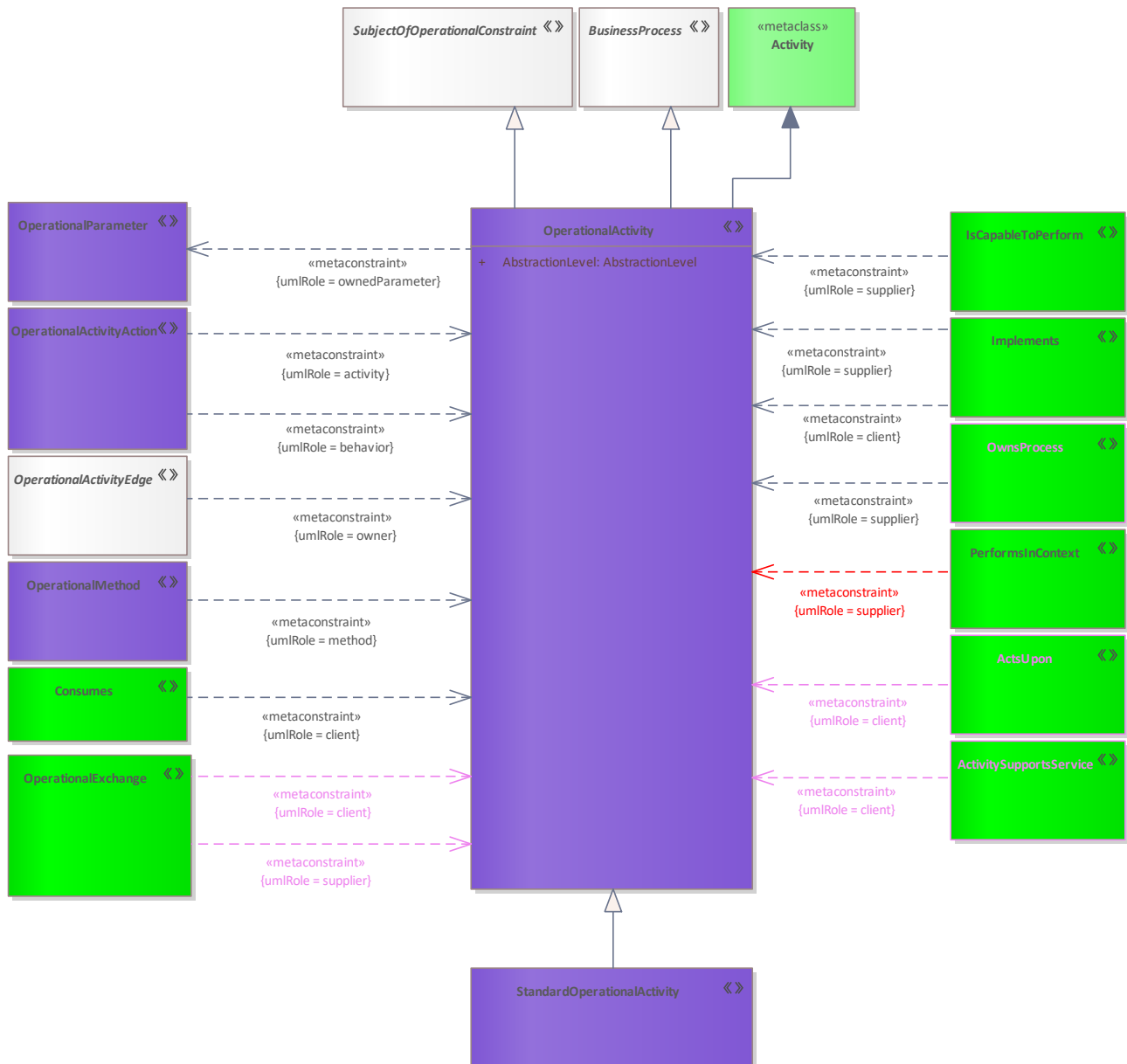


Figure 205: OperationalActivity

### Elements in Diagram

Name	Definition
<a href="#">ActivitySupportsService</a>	Relation states that a process is necessary for the implementation of a service.
<a href="#">ActsUpon</a>	Asserts that something (subject) is acted upon by an OperationalActivity (activity).
<a href="#">BusinessProcess</a>	An abstract type that represents a behavior or process (i.e. a Function or OperationalActivity) that can be performed by a Performer.
<a href="#">Consumes</a>	A tuple that asserts that a service in someway contributes or assists in the execution of an OperationalActivity.
<a href="#">Implements</a>	A tuple that defines how an element in the upper layer of abstraction is implemented by a semantically equivalent element (i.e. tracing the OperationalActivities to the Functions that implement them) in the lower

Name	Definition
	level of abstraction.
<a href="#">IsCapableToPerform</a>	A relationship that says that a capable element performs an activity or action.
<a href="#">OperationalActivity</a>	An Activity that captures a logical process, specified independently of how the process is carried out.
<a href="#">OperationalActivityAction</a>	A call of an OperationalActivity in the context of another OperationalActivity.
<a href="#">OperationalActivityEdge</a>	A tuple that shows the flow of Resources (objects/information) between OperationalActivityActions.
<a href="#">OperationalExchange</a>	Asserts that a flow can exist between OperationalPerformers (i.e. flows of information, people, materiel, or energy).
<a href="#">OperationalMethod</a>	behavioral feature of a OperationalPerformer whose behavior is specified in an OperationalActivity.
<a href="#">OperationalParameter</a>	A type that represents inputs and outputs of an OperationalActivity. It is typed by an OperationalExchangeItem.
<a href="#">OwnsProcess</a>	A dependency relationship denoting that an ActualOrganizationResource owns an OperationalActivity.
<a href="#">PerformsInContext</a>	A relationship that says that a role performs an activity or action. It indicates that the action can be carried out by the role when used in a specific context or configuration.
<a href="#">StandardOperationalActivity</a>	A sub-type of OperationalActivity that is a standard operating procedure.
<a href="#">SubjectOfOperationalConstraint</a>	An abstract type grouping elements that can be the subject of an OperationalConstraint.

### Tagged Values

Tag Name	Valid Values
AbstractionLevel	not set, 0, 1, 2, 3, 4, 5, 6, R
URI	String

### Relevant Viewpoints

- [L1 - Node Types](#)
- [L4 - Logical Activities](#)

## 3.150 OperationalActivityAction

### Definition

A call of an OperationalActivity in the context of another OperationalActivity.

### Meta Model

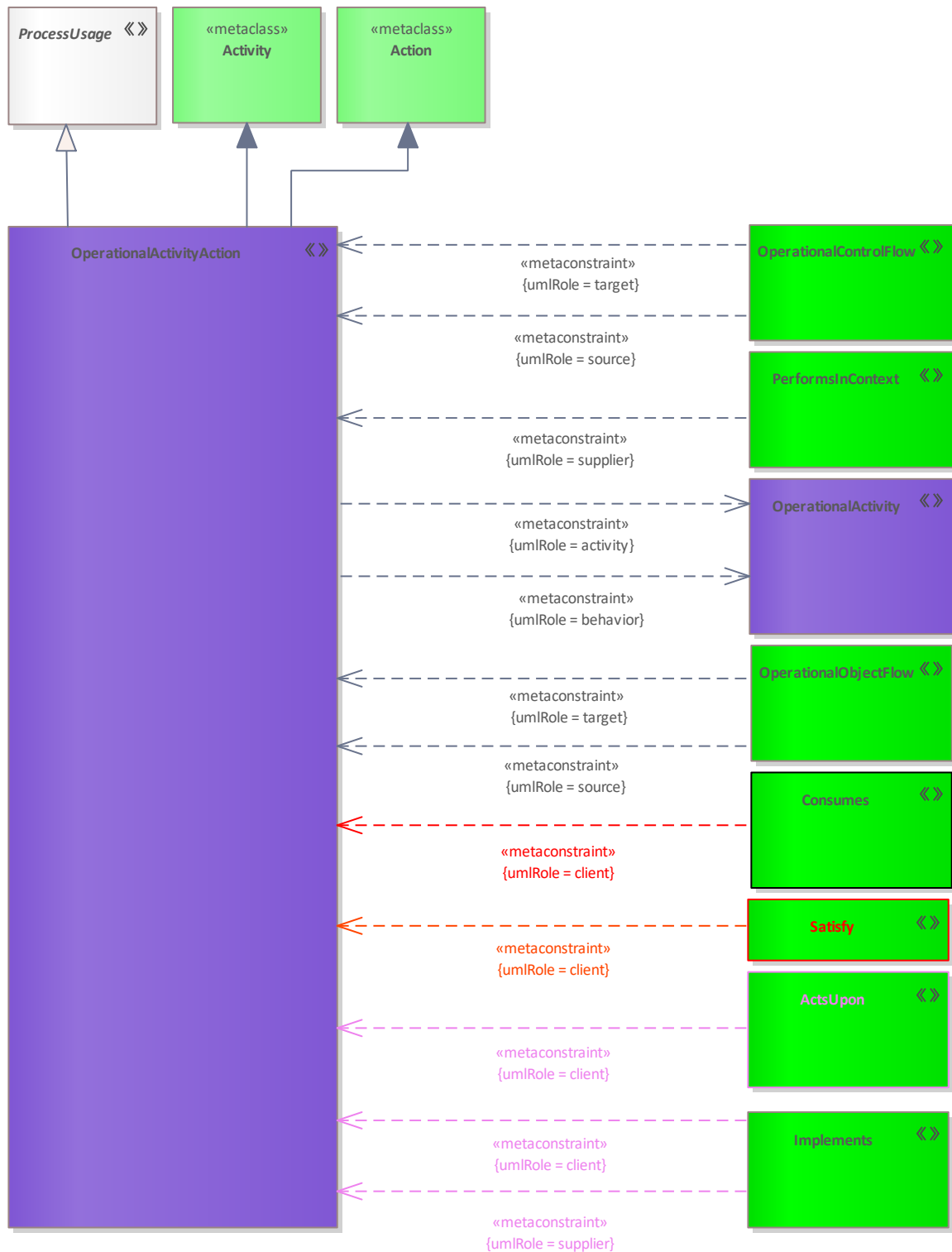


Figure 206: OperationalActivityAction

### Elements in Diagram

Name	Definition
<a href="#">ActsUpon</a>	Asserts that something (subject) is acted upon by an OperationalActivity (activity).

Name	Definition
<a href="#">Consumes</a>	A tuple that asserts that a service in someway contributes or assists in the execution of an OperationalActivity.
<a href="#">Implements</a>	A tuple that defines how an element in the upper layer of abstraction is implemented by a semantically equivalent element (i.e. tracing the OperationalActivities to the Functions that implement them) in the lower level of abstraction.
<a href="#">OperationalActivity</a>	An Activity that captures a logical process, specified independently of how the process is carried out.
<a href="#">OperationalActivityAction</a>	A call of an OperationalActivity in the context of another OperationalActivity.
<a href="#">OperationalControlFlow</a>	An ActivityEdge that shows the flow of control between OperationalActivityActions.
<a href="#">OperationalObjectFlow</a>	An ActivityEdge that shows the flow of Resources (objects/information) between OperationalActivityActions.
<a href="#">PerformsInContext</a>	A relationship that says that a role performs an activity or action. It indicates that the action can be carried out by the role when used in a specific context or configuration.
<a href="#">ProcessUsage</a>	An abstract type that represents a behavior or process (i.e. a Function or OperationalActivity) that can be performed by a Performer or Role.
<a href="#">Satisfy</a>	This relation states that an constraint affects an element.

### Tagged Values

Tag Name	Valid Values
<a href="#">_image</a>	
<a href="#">URI</a>	String

### Relevant Viewpoints

- [L1 - Node Types](#)
- [L4 - Logical Activities](#)

## 3.151 OperationalActivityEdge

### Definition

A tuple that shows the flow of Resources (objects/information) between OperationalActivityActions.

### Meta Model

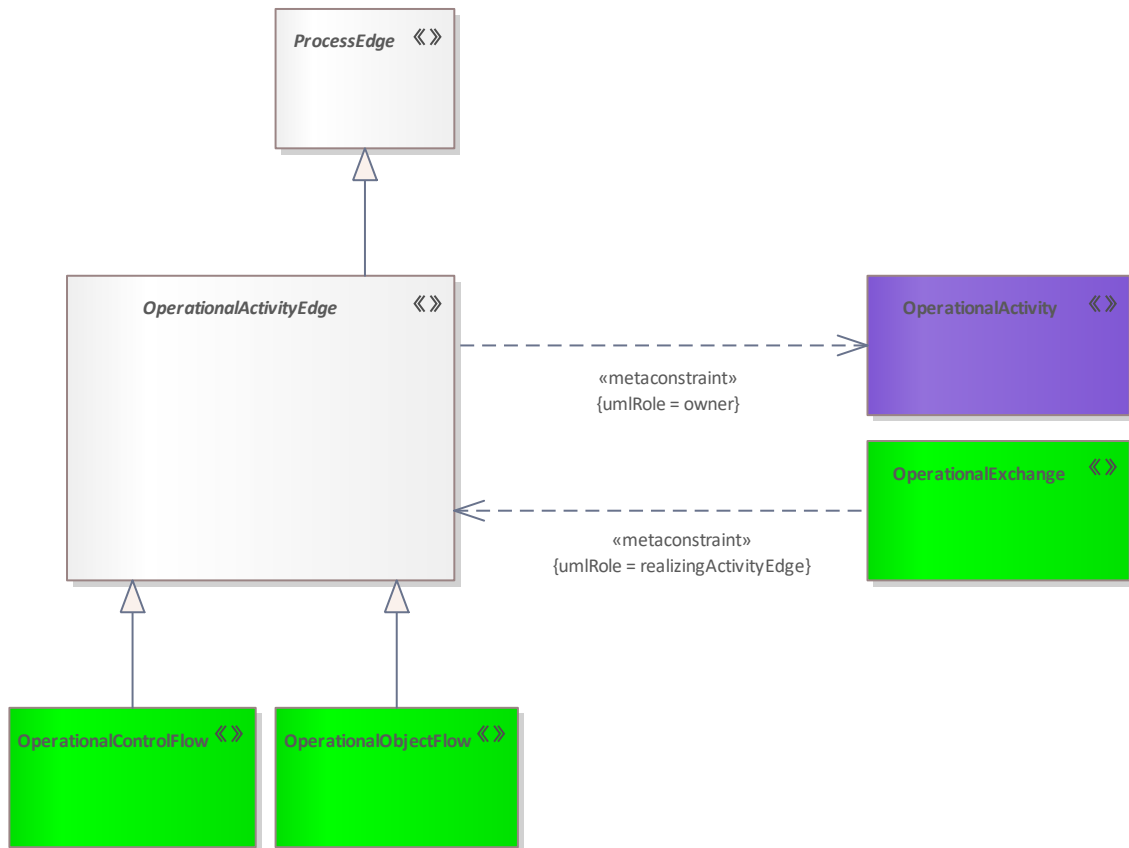


Figure 207: OperationalActivityEdge

### Elements in Diagram

Name	Definition
<a href="#">OperationalActivity</a>	An Activity that captures a logical process, specified independently of how the process is carried out.
<a href="#">OperationalActivityEdge</a>	A tuple that shows the flow of Resources (objects/information) between OperationalActivityActions.
<a href="#">OperationalControlFlow</a>	An ActivityEdge that shows the flow of control between OperationalActivityActions.
<a href="#">OperationalExchange</a>	Asserts that a flow can exist between OperationalPerformers (i.e. flows of information, people, materiel, or energy).
<a href="#">OperationalObjectFlow</a>	An ActivityEdge that shows the flow of Resources (objects/information) between OperationalActivityActions.
<a href="#">ProcessEdge</a>	An abstract type that represents a behavior or process (i.e. a Function or OperationalActivity) that can be performed by a Performer.

### Tagged Values

Tag Name	Valid Values
URI	String

### Relevant Viewpoints

## 3.152 OperationalAgent

### Definition

An abstract type grouping Operational Architecture and Operational Performer.

### Meta Model

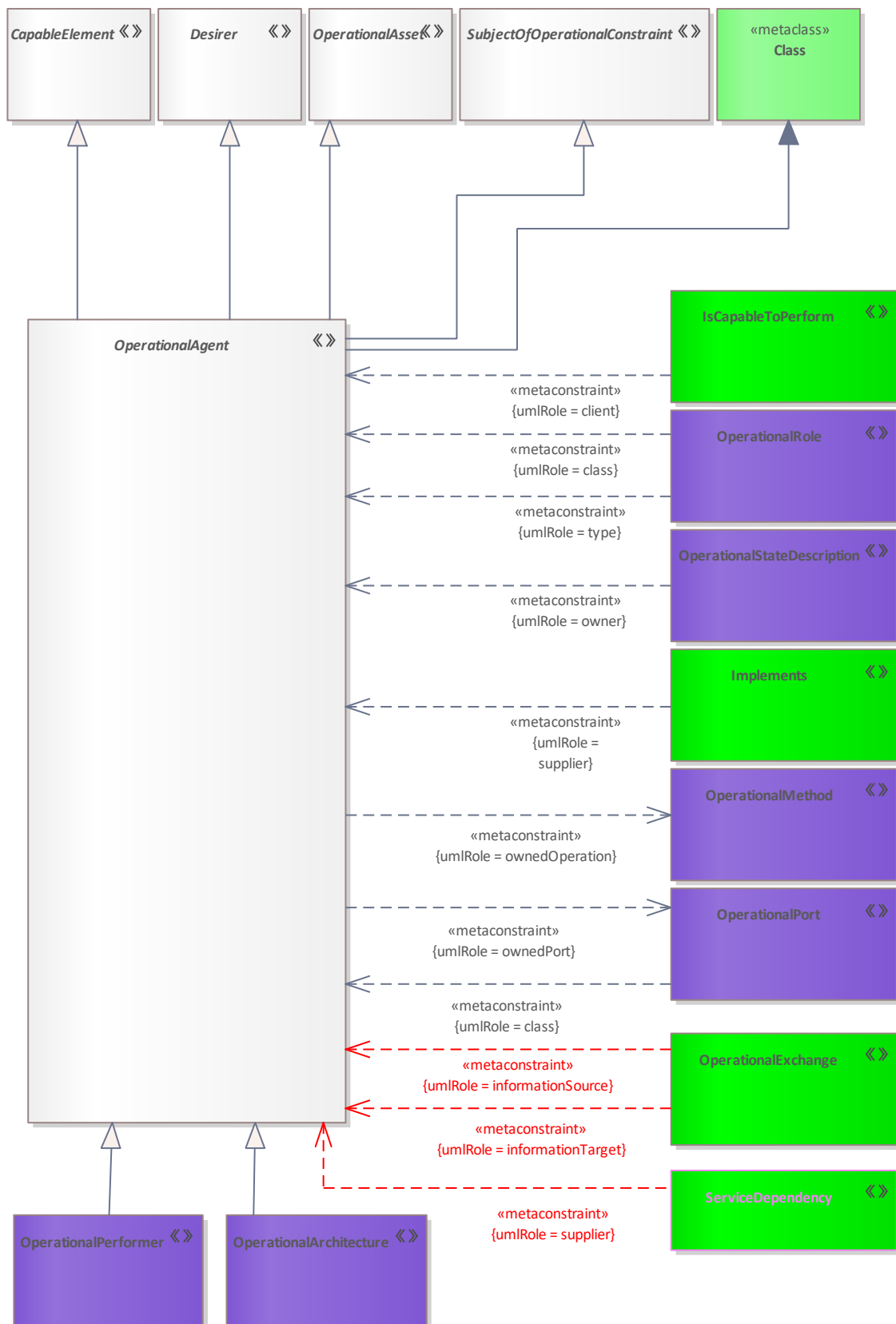


Figure 208: OperationalAgent

## Elements in Diagram

Name	Definition
<a href="#">CapableElement</a>	An abstract type that represents a structural element that can perform behaviors (i.e. OperationalActivity).
<a href="#">Desirer</a>	Abstract type used to group architecture elements that might desire a particular effect.
<a href="#">Implements</a>	A tuple that defines how an element in the upper layer of abstraction is implemented by a semantically equivalent element (i.e. tracing the OperationalActivities to the Functions that implement them) in the lower level of abstraction.
<a href="#">IsCapableToPerform</a>	A relationship that says that a capable element performs an activity or action.
<a href="#">OperationalAgent</a>	An abstract type grouping Operational Architecture and Operational Performer.
<a href="#">OperationalArchitecture</a>	A type used to denote a model of the Architecture, described from the Operational perspective.
<a href="#">OperationalAsset</a>	An abstract element used to group the elements of OperationalAgent and InformationElement allowing them to own InformationRoles.
<a href="#">OperationalExchange</a>	Asserts that a flow can exist between OperationalPerformers (i.e. flows of information, people, materiel, or energy).
<a href="#">OperationalMethod</a>	behavioral feature of a OperationalPerformer whose behavior is specified in an OperationalActivity.
<a href="#">OperationalPerformer</a>	A logical entity that IsCapableToPerform OperationalActivities which produce, consume and process Resources.
<a href="#">OperationalPort</a>	An interaction point for an OperationalAgent through which it can interact with the outside environment and which is defined by an OperationalInterface.
<a href="#">OperationalRole</a>	Usage of a OperationalPerformer or OperationalArchitecture in the context of another OperationalPerformer or OperationalArchitecture. Creates a whole-part relationship.
<a href="#">OperationalStateDescription</a>	A state machine describing the behavior of a OperationalPerformer, depicting how the OperationalPerformer responds to various events and the actions.
<a href="#">ServiceDependency</a>	Relationship that is a dependency of a service on a service, operational node or resource.
<a href="#">SubjectOfOperationalConstraint</a>	An abstract type grouping elements that can be the subject of an OperationalConstraint.

## Tagged Values

Tag Name	Valid Values
AbstractionLevel	not set, 0, 1, 2, 3, 4, 5, 6, R
URI	String

## Relevant Viewpoints

## 3.153 OperationalArchitecture

### Definition

A type used to denote a model of the Architecture, described from the Operational perspective.

### Meta Model

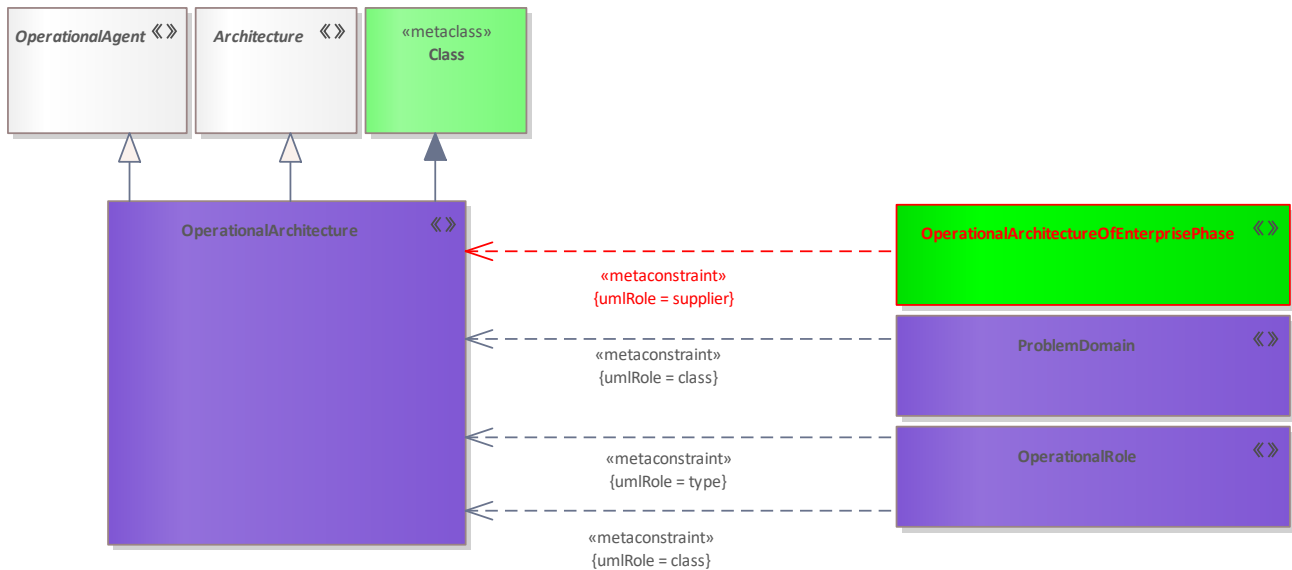


Figure 209: OperationalArchitecture

### Elements in Diagram

Name	Definition
<a href="#">Architecture</a>	An abstract type that represents a generic architecture. Subtypes are OperationalArchitecture and ResourceArchitecture.
<a href="#">OperationalAgent</a>	An abstract type grouping Operational Architecture and Operational Performer.
<a href="#">OperationalArchitecture</a>	A type used to denote a model of the Architecture, described from the Operational perspective.
<a href="#">OperationalArchitectureOfEnterprisePhase</a>	Relationship that says that in a actual enterprisephase an operational architecture is valid.
<a href="#">OperationalRole</a>	Usage of a OperationalPerformer or OperationalArchitecture in the context of another OperationalPerformer or OperationalArchitecture. Creates a whole-part relationship.
<a href="#">ProblemDomain</a>	A property associated with a logical architecture, used to specify the scope of the problem.

### Tagged Values

Tag Name	Valid Values
AbstractionLevel	not set, 0, 1, 2, 3, 4, 5, 6, R
URI	String

### Relevant Viewpoints

- [C2 - Enterprise Vision](#)
- [L2 - Logical Scenario](#)
- [L2-L3 - Logical Concept Viewpoint](#)
- [L3 - Node Interaction](#)
- [L5 - Logical States](#)



## 3.154 OperationalArchitectureOfEnterprisePhase

### Definition

Relationship that says that in a actual enterprisephase an operational architecture is valid.

### Meta Model

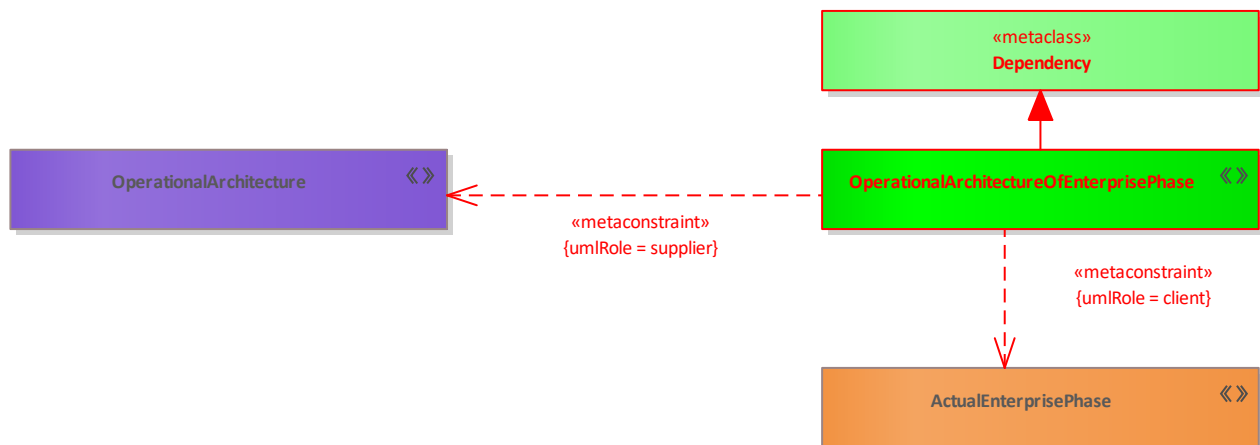


Figure 210: OperationalArchitectureOfEnterprisePhase

### Elements in Diagram

Name	Definition
<a href="#">ActualEnterprisePhase</a>	The ActualState that describes the phase of an Enterprise endeavor.
<a href="#">OperationalArchitecture</a>	A type used to denote a model of the Architecture, described from the Operational perspective.
<a href="#">OperationalArchitectureOfEnterprisePhase</a>	Relationship that says that in a actual enterprisephase an operational architecture is valid.

### Tagged Values

### Relevant Viewpoints

- [C2 - Enterprise Vision](#)

## 3.155 OperationalAsset

### Definition

An abstract element used to group the elements of OperationalAgent and InformationElement allowing them to own InformationRoles.

### Meta Model

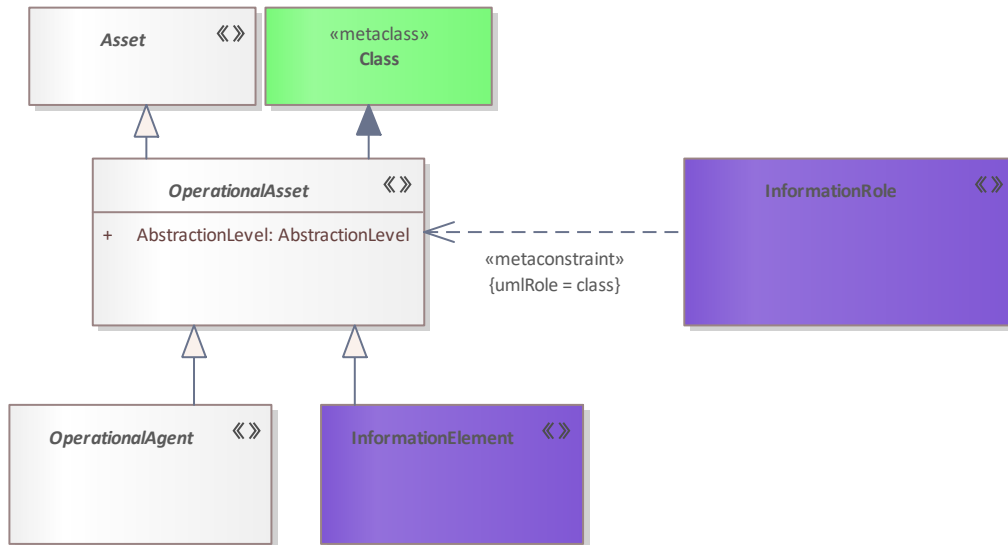


Figure 211: OperationalAsset

### Elements in Diagram

Name	Definition
<a href="#">Asset</a>	Asset as applied to Security views, an abstract type that indicates the types of elements that can be considered as a subject for security analysis.
<a href="#">InformationElement</a>	An item of information that flows between OperationalPerformers and is produced and consumed by the OperationalActivities that the OperationalPerformers are capable to perform (see <a href="#">IsCapableToPerform</a> ).
<a href="#">InformationRole</a>	A usage of InformationElement that exists in the context of an OperationalAsset. It also allows the representation of the whole-part aggregation of InformationElements.
<a href="#">OperationalAgent</a>	An abstract type grouping Operational Architecture and Operational Performer.
<a href="#">OperationalAsset</a>	An abstract element used to group the elements of OperationalAgent and InformationElement allowing them to own InformationRoles.

### Tagged Values

Tag Name	Valid Values
AbstractionLevel	not set, 0, 1, 2, 3, 4, 5, 6, R
URI	String

### Relevant Viewpoints

## 3.156 OperationalConnector

### Definition

A Connector that goes between OperationalRoles representing a need to exchange Resources. It can carry a number of OperationalExchanges.

### Meta Model

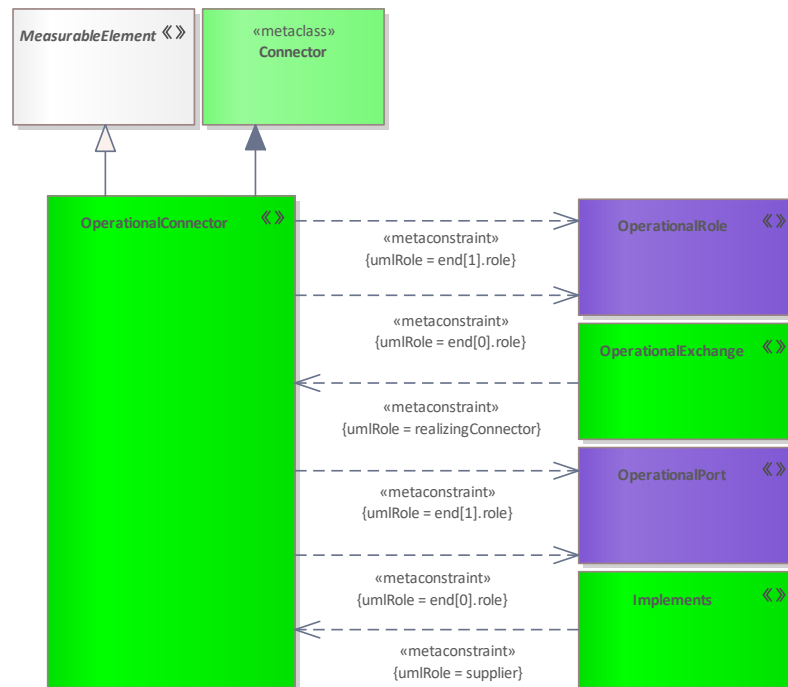


Figure 212: OperationalConnector

### Elements in Diagram

Name	Definition
<a href="#">Implements</a>	A tuple that defines how an element in the upper layer of abstraction is implemented by a semantically equivalent element (i.e. tracing the OperationalActivities to the Functions that implement them) in the lower level of abstraction.
<a href="#">MeasurableElement</a>	Abstract type, grouping elements that can be measured by applying MeasurementSets to them.
<a href="#">OperationalConnector</a>	A Connector that goes between OperationalRoles representing a need to exchange Resources. It can carry a number of OperationalExchanges.
<a href="#">OperationalExchange</a>	Asserts that a flow can exist between OperationalPerformers (i.e. flows of information, people, materiel, or energy).
<a href="#">OperationalPort</a>	An interaction point for an OperationalAgent through which it can interact with the outside environment and which is defined by an OperationalInterface.
<a href="#">OperationalRole</a>	Usage of a OperationalPerformer or OperationalArchitecture in the context of another OperationalPerformer or OperationalArchitecture. Creates a whole-part relationship.

### Tagged Values

Tag Name	Valid Values
URI	String

### Relevant Viewpoints

- [L2 - Logical Scenario](#)
- [L3 - Node Interaction](#)

## 3.157 OperationalConstraint

### Definition

A Rule governing a logical architectural element i.e. OperationalPerformer, OperationalActivity, InformationElement etc.

### Meta Model

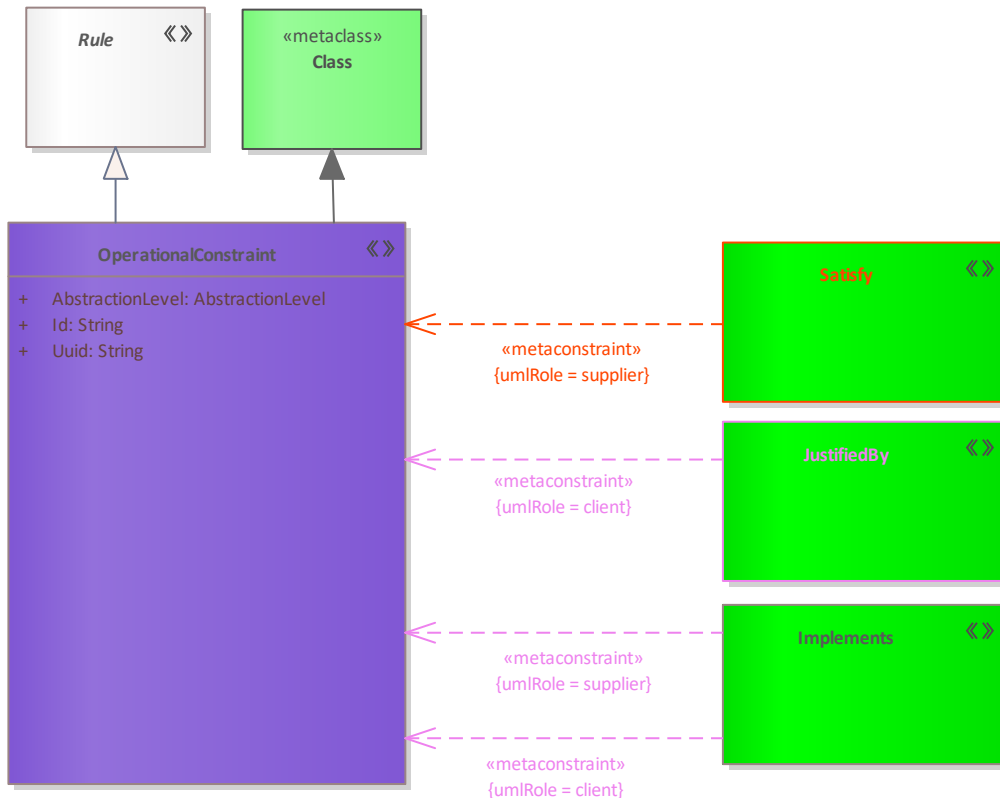


Figure 213: OperationalConstraint

### Elements in Diagram

Name	Definition
<a href="#">Implements</a>	A tuple that defines how an element in the upper layer of abstraction is implemented by a semantically equivalent element (i.e. tracing the OperationalActivities to the Functions that implement them) in the lower level of abstraction.
<a href="#">JustifiedBy</a>	Relation states that an Constraint is derived from a reference (Reference, DocumentReference, SMEReference).
<a href="#">OperationalConstraint</a>	A Rule governing a logical architectural element i.e. OperationalPerformer, OperationalActivity, InformationElement etc.
<a href="#">Rule</a>	An abstract type for all types of constraint (i.e. an OperationalConstraint could detail the rules of accountancy best practice).
<a href="#">Satisfy</a>	This relation states that an constraint affects an element.

### Tagged Values

Tag Name	Valid Values
AbstractionLevel	not set, 0, 1, 2, 3, 4, 5, 6, R
Id	String
Uuid	String
ruleKind	StructuralAssertion, ActionAssertion, Derivation, Contract, Constraint, Guidance, SecurityPolicy, Caveat
URI	String

## Relevant Viewpoints

- [C8 - Planning Assumption](#)
- [L1 - Node Types](#)
- [L2 - Logical Scenario](#)
- [L2-L3 - Logical Concept Viewpoint](#)
- [L3 - Node Interaction](#)
- [L4 - Logical Activities](#)
- [L5 - Logical States](#)
- [L6 - Logical Sequence](#)
- [L7 - Informtion Model](#)
- [L8 - Logical Constraints](#)
- [Lr - Lines of Development](#)
- [P8 - Resource Constraints](#)
- [R7 - Requirement Derivation](#)
- [S8 - Service Policy](#)

## 3.158 OperationalControlFlow

### Definition

An ActivityEdge that shows the flow of control between OperationalActivityActions.

### Meta Model

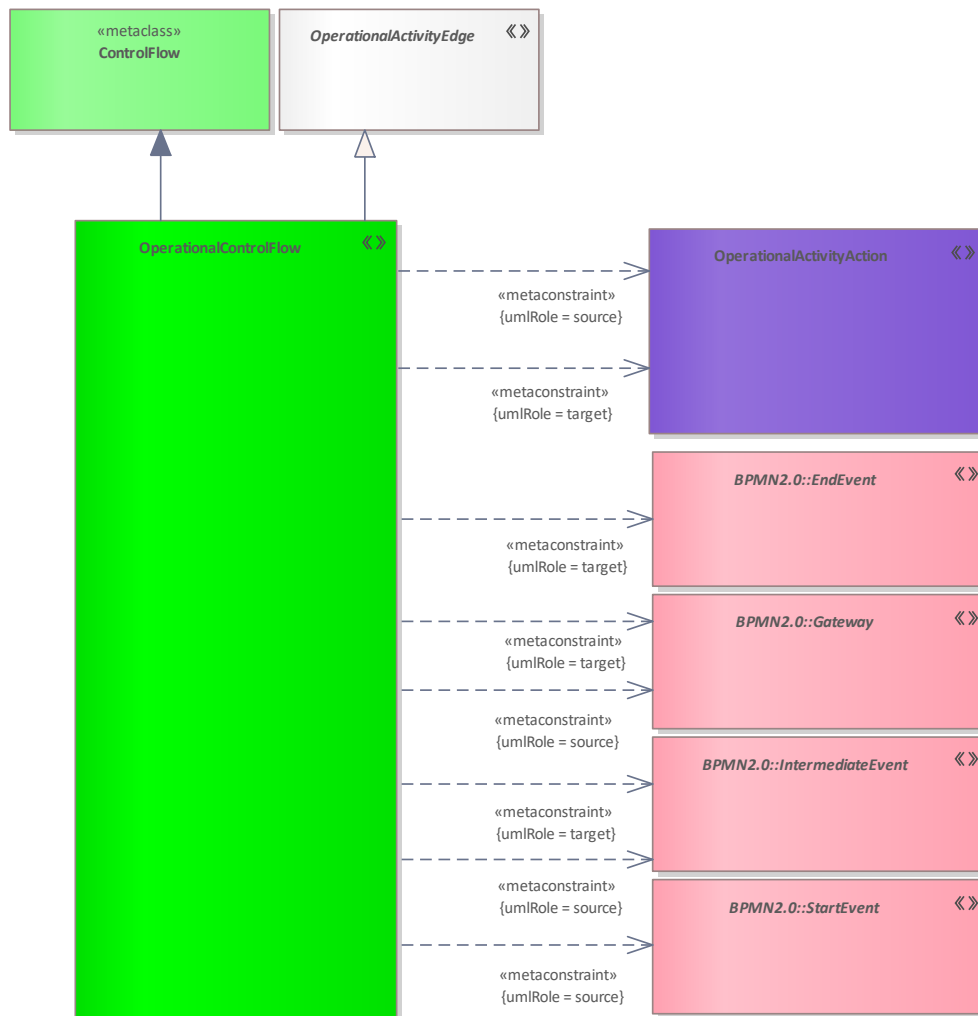


Figure 214: OperationalControlFlow

### Elements in Diagram

Name	Definition
<a href="#">OperationalActivityAction</a>	A call of an OperationalActivity in the context of another OperationalActivity.
<a href="#">OperationalActivityEdge</a>	A tuple that shows the flow of Resources (objects/information) between OperationalActivityActions.
<a href="#">OperationalControlFlow</a>	An ActivityEdge that shows the flow of control between OperationalActivityActions.

### Tagged Values

Tag Name	Valid Values
_image	
URI	String

### Relevant Viewpoints

## 3.159 OperationalExchange

### Definition

Asserts that a flow can exist between OperationalPerformers (i.e. flows of information, people, materiel, or energy).

### Meta Model

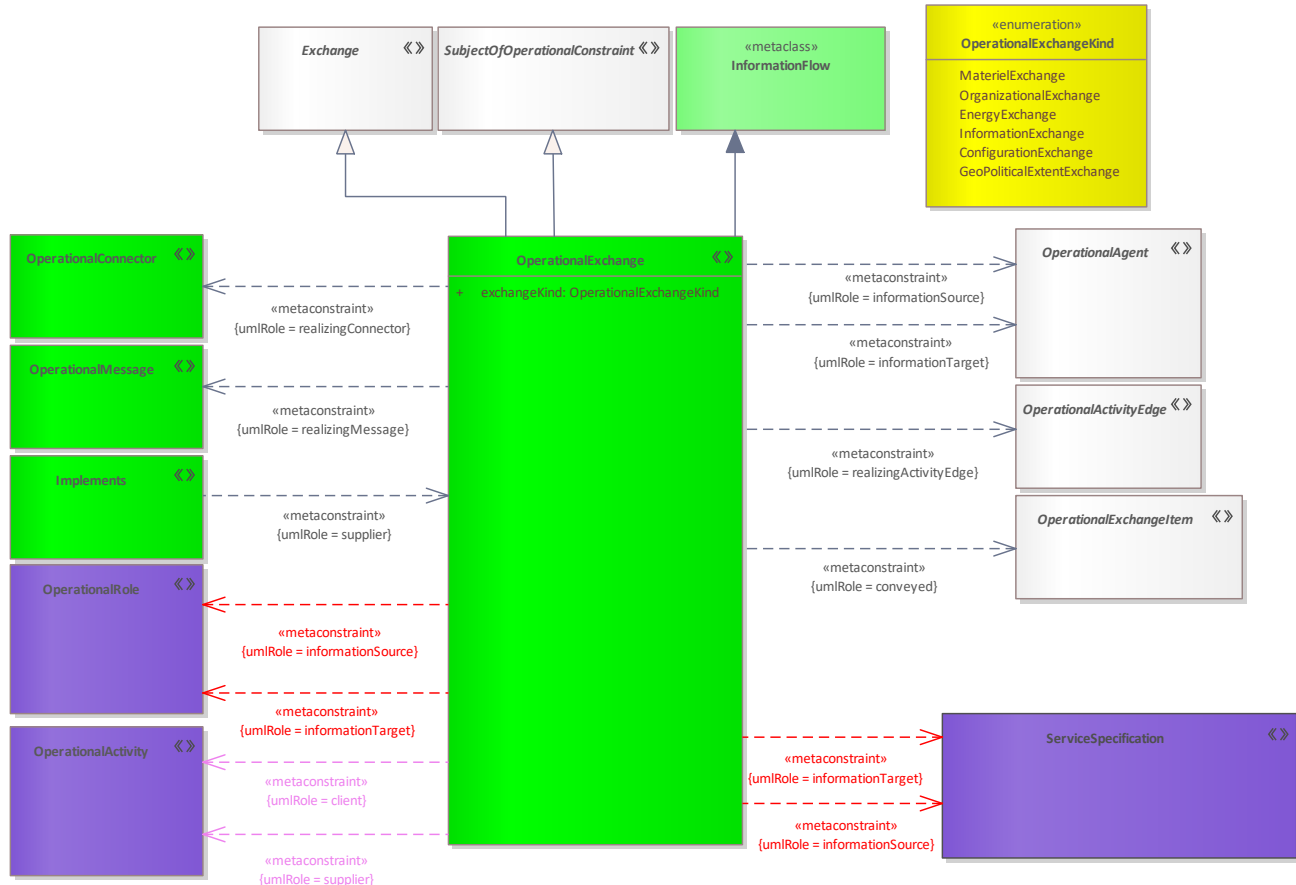


Figure 215: OperationalExchange

### Elements in Diagram

Name	Definition
<a href="#">Exchange</a>	Abstract tuple, grouping OperationalExchanges and ResourceExchanges that exchange Resources.
<a href="#">Implements</a>	A tuple that defines how an element in the upper layer of abstraction is implemented by a semantically equivalent element (i.e. tracing the OperationalActivities to the Functions that implement them) in the lower level of abstraction.
<a href="#">OperationalActivity</a>	An Activity that captures a logical process, specified independently of how the process is carried out.
<a href="#">OperationalActivityEdge</a>	A tuple that shows the flow of Resources (objects/information) between OperationalActivityActions.
<a href="#">OperationalAgent</a>	An abstract type grouping Operational Architecture and Operational Performer.
<a href="#">OperationalConnector</a>	A Connector that goes between OperationalRoles representing a need to exchange Resources. It can carry a number of OperationalExchanges.
<a href="#">OperationalExchange</a>	Asserts that a flow can exist between OperationalPerformers (i.e. flows of information, people, materiel, or energy).
<a href="#">OperationalExchangeItem</a>	An abstract grouping for elements that defines the types of elements that can be exchanged between OperationalPerformers and conveyed by an OperationalExchange.
<a href="#">OperationalMessage</a>	Message for use in an Operational Event-Trace which carries any of the

Name	Definition
	subtypes of OperationalExchange.
<a href="#">OperationalRole</a>	Usage of a OperationalPerformer or OperationalArchitecture in the context of another OperationalPerformer or OperationalArchitecture. Creates a whole-part relationship.
<a href="#">ServiceSpecification</a>	The specification of a set of functionality provided one element for the use of others.
<a href="#">SubjectOfOperationalConstraint</a>	An abstract type grouping elements that can be the subject of an OperationalConstraint.

## Tagged Values

Tag Name	Valid Values
exchangeKind	MaterielExchange, OrganizationalExchange, EnergyExchange, InformationExchange, ConfigurationExchange, GeoPoliticalExtentExchange
URI	String

## Relevant Viewpoints

- [L2 - Logical Scenario](#)
- [L3 - Node Interaction](#)
- [L4 - Logical Activities](#)



## 3.160 OperationalExchangeItem

### Definition

An abstract grouping for elements that defines the types of elements that can be exchanged between OperationalPerformers and conveyed by an OperationalExchange.

### Meta Model

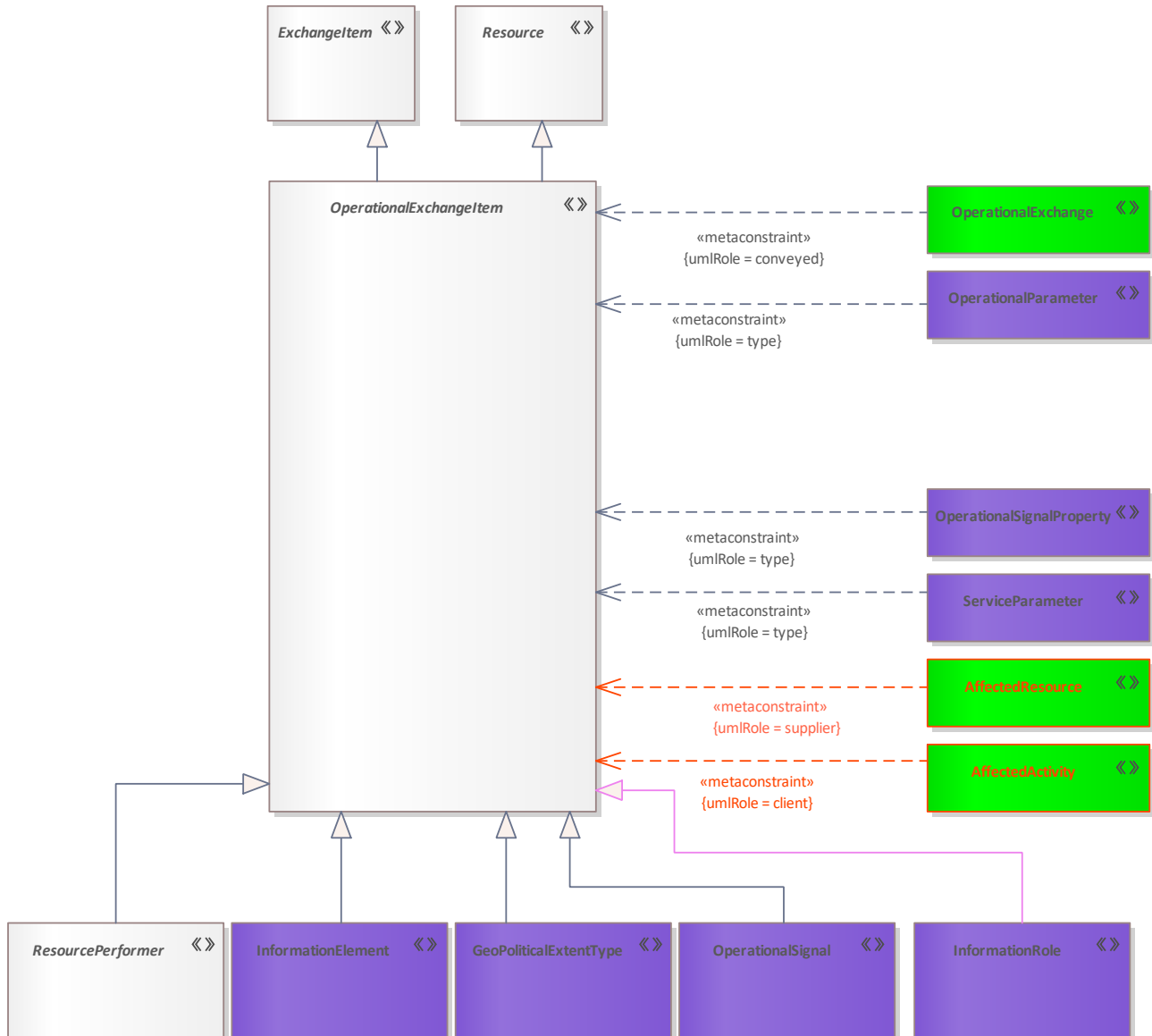


Figure 216: OperationalExchangeItem

### Elements in Diagram

Name	Definition
<a href="#">AffectedActivity</a>	A relationship that expresses which resource is affected by a operational activity.
<a href="#">AffectedResource</a>	A relationship that expresses which operational activity is affected by a resource.
<a href="#">ExchangeItem</a>	An abstract grouping for elements that defines the types of elements that can be exchanged between Assets and conveyed by an Exchange.
<a href="#">GeoPoliticalExtentType</a>	A geospatial extent whose boundaries are defined by declaration or agreement by political parties.
<a href="#">InformationElement</a>	An item of information that flows between OperationalPerformers and is produced and consumed by the OperationalActivities that the OperationalPerformers are capable to perform (see IsCapableToPerform).

Name	Definition
<a href="#">InformationRole</a>	A usage of InformationElement that exists in the context of an OperationalAsset. It also allows the representation of the whole-part aggregation of InformationElements.
<a href="#">OperationalExchange</a>	Asserts that a flow can exist between OperationalPerformers (i.e. flows of information, people, materiel, or energy).
<a href="#">OperationalExchangeItem</a>	An abstract grouping for elements that defines the types of elements that can be exchanged between OperationalPerformers and conveyed by an OperationalExchange.
<a href="#">OperationalParameter</a>	A type that represents inputs and outputs of an OperationalActivity. It is typed by an OperationalExchangeItem.
<a href="#">OperationalSignal</a>	An item of information that flows between OperationalPerformers and is produced and consumed by the OperationalActivities that the OperationalPerformers are capable of performing (see IsCapableToPerform).
<a href="#">OperationalSignalProperty</a>	A property of an OperationalSignal typed by OperationalExchangeItem. It enables OperationalExchangeItem e.g. InformationElement to be passed as arguments of the OperationalSignal.
<a href="#">Resource</a>	Abstract element grouping for all elements that can be conveyed by an Exchange.
<a href="#">ResourcePerformer</a>	An abstract type grouping elements that can be the subject of a SecurityConstraint (there are currently no security viewpoints in the NAF).
<a href="#">ServiceParameter</a>	A type that represents inputs and outputs of a ServiceFunction, represents inputs and outputs of a ServiceSpecification.

## Tagged Values

Tag Name	Valid Values
AbstractionLevel	not set, 0, 1, 2, 3, 4, 5, 6, R
URI	String

## Relevant Viewpoints

## 3.161 OperationalInterface

### Definition

A declaration that specifies a contract between the OperationalPerformer it is related to, and any other OperationalPerformers it can interact with.

### Meta Model

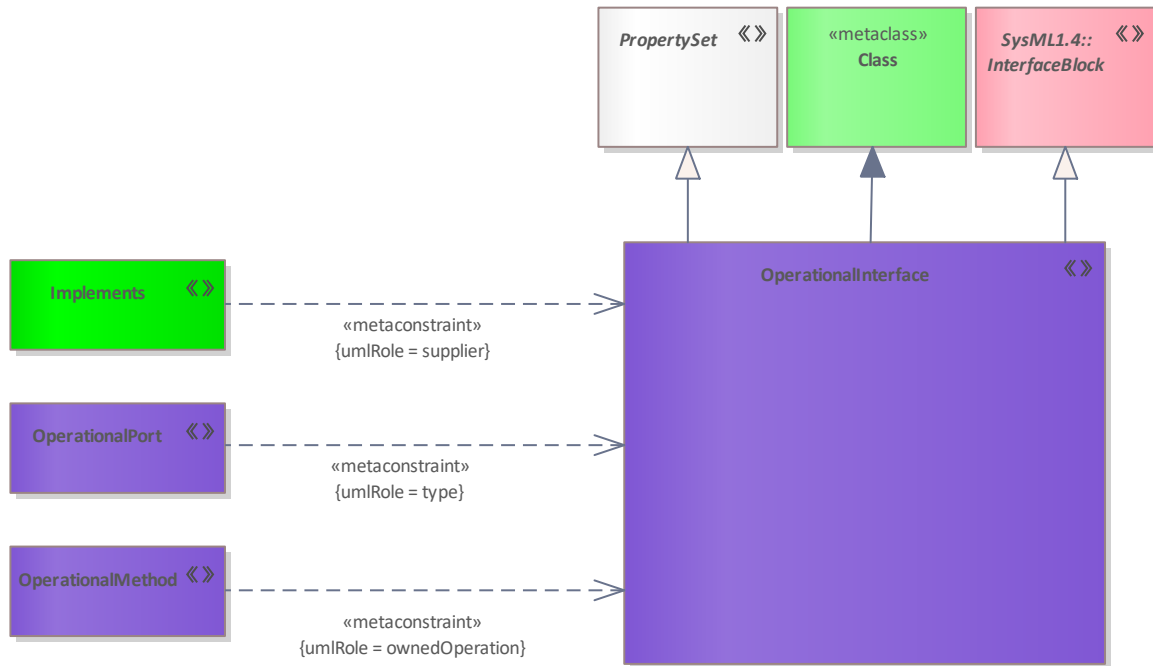


Figure 217: OperationalInterface

### Elements in Diagram

Name	Definition
<a href="#">Implements</a>	A tuple that defines how an element in the upper layer of abstraction is implemented by a semantically equivalent element (i.e. tracing the OperationalActivities to the Functions that implement them) in the lower level of abstraction.
<a href="#">OperationalInterface</a>	A declaration that specifies a contract between the OperationalPerformer it is related to, and any other OperationalPerformers it can interact with.
<a href="#">OperationalMethod</a>	behavioral feature of a OperationalPerformer whose behavior is specified in an OperationalActivity.
<a href="#">OperationalPort</a>	An interaction point for an OperationalAgent through which it can interact with the outside environment and which is defined by an OperationalInterface.
<a href="#">PropertySet</a>	An abstract type grouping architectural elements that can own Measurements.

### Tagged Values

Tag Name	Valid Values
URI	String

### Relevant Viewpoints

- [L2 - Logical Scenario](#)
- [L3 - Node Interaction](#)

## 3.162 OperationalMessage

### Definition

Message for use in an Operational Event-Trace which carries any of the subtypes of OperationalExchange.

### Meta Model

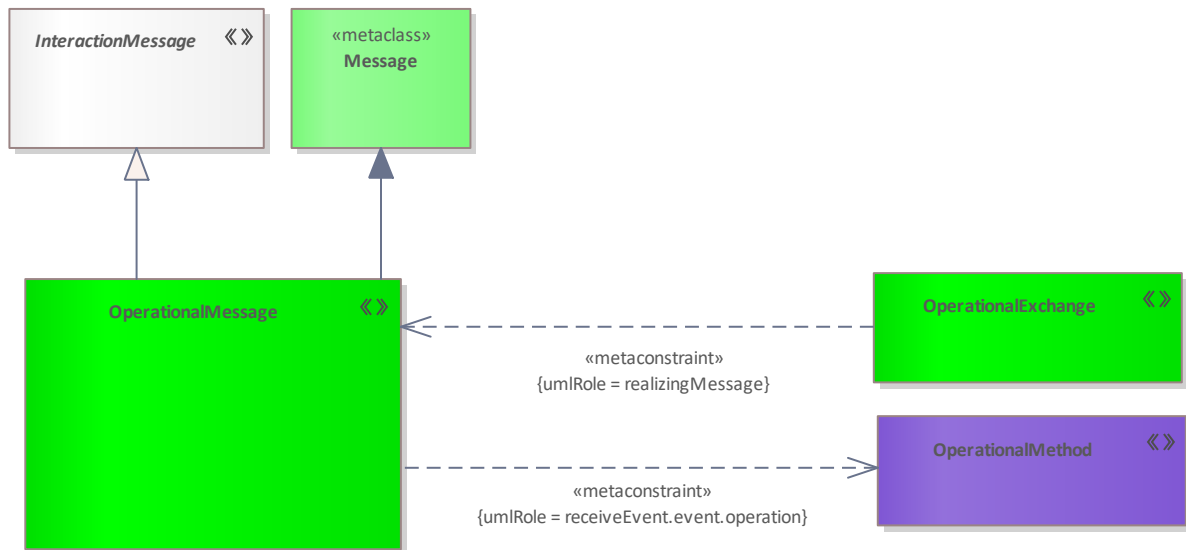


Figure 218: OperationalMessage

### Elements in Diagram

Name	Definition
<a href="#">InteractionMessage</a>	An abstract type that groups several types of messages used in the InteractionScenario.
<a href="#">OperationalExchange</a>	Asserts that a flow can exist between OperationalPerformers (i.e. flows of information, people, materiel, or energy).
<a href="#">OperationalMessage</a>	Message for use in an Operational Event-Trace which carries any of the subtypes of OperationalExchange.
<a href="#">OperationalMethod</a>	behavioral feature of a OperationalPerformer whose behavior is specified in an OperationalActivity.

### Tagged Values

Tag Name	Valid Values
URI	String

### Relevant Viewpoints

- [L6 - Logical Sequence](#)
- [S6 - Service Interactions](#)

## 3.163 OperationalMessageFlow

### Definition

A ProcessMessageFlow that shows the flow of message between OperationalActivityActions of different ActivityPartitions like Pools.

### Meta Model

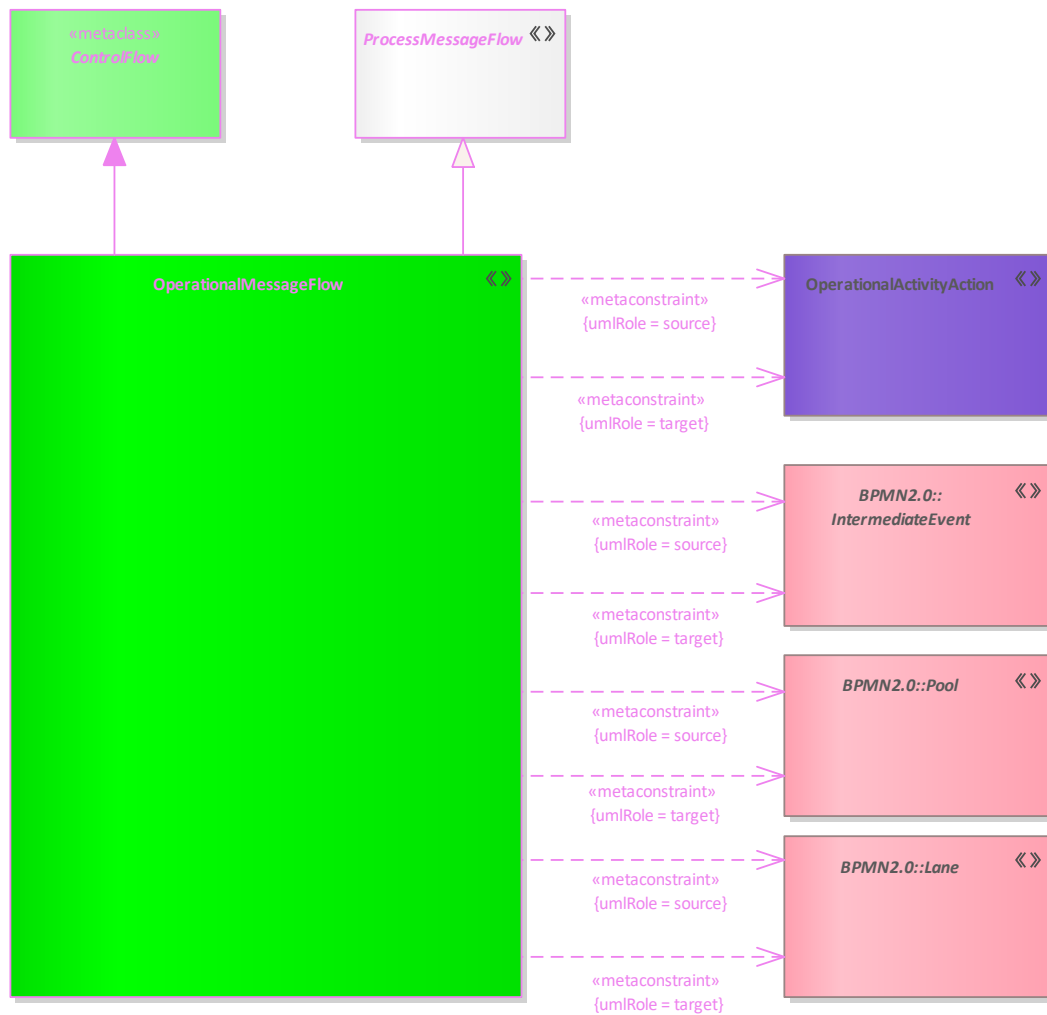


Figure 219: OperationalMessageFlow

### Elements in Diagram

Name	Definition
<a href="#">OperationalActivityAction</a>	A call of an OperationalActivity in the context of another OperationalActivity.
<a href="#">OperationalMessageFlow</a>	A ProcessMessageFlow that shows the flow of message between OperationalActivityActions of different ActivityPartitions like Pools.
<a href="#">ProcessMessageFlow</a>	A tuple that shows the flow of message between different ActivityPartitions like Pools.

### Tagged Values

Tag Name	Valid Values
_image	

### Relevant Viewpoints

## 3.164 OperationalMethod

### Definition

behavioral feature of a OperationalPerformer whose behavior is specified in an OperationalActivity.

### Meta Model

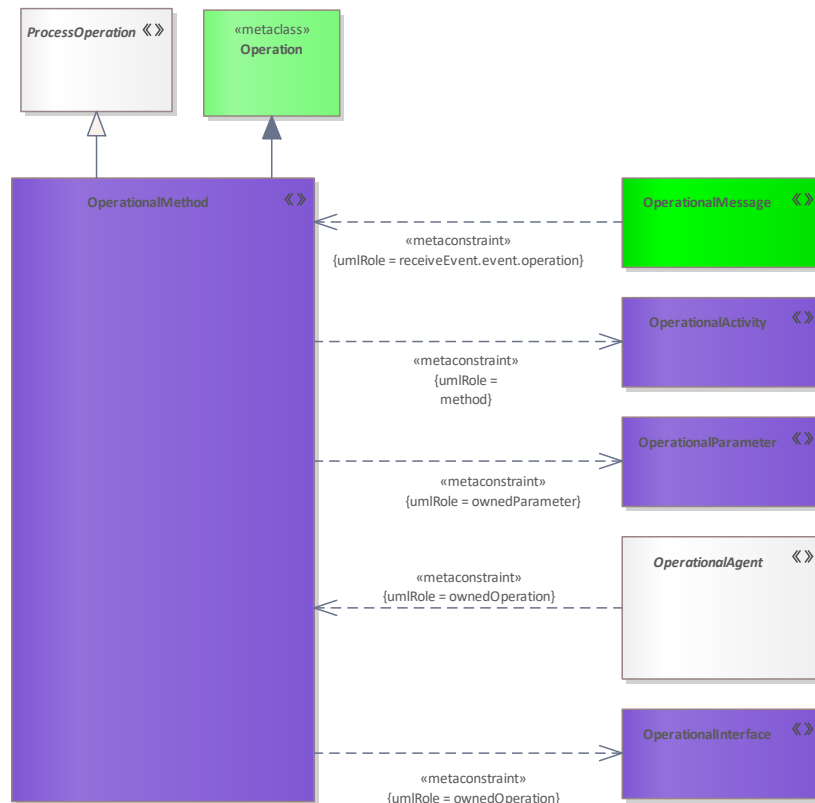


Figure 220: OperationalMethod

### Elements in Diagram

Name	Definition
<a href="#">OperationalActivity</a>	An Activity that captures a logical process, specified independently of how the process is carried out.
<a href="#">OperationalAgent</a>	An abstract type grouping Operational Architecture and Operational Performer.
<a href="#">OperationalInterface</a>	A declaration that specifies a contract between the OperationalPerformer it is related to, and any other OperationalPerformers it can interact with.
<a href="#">OperationalMessage</a>	Message for use in an Operational Event-Trace which carries any of the subtypes of OperationalExchange.
<a href="#">OperationalMethod</a>	behavioral feature of a OperationalPerformer whose behavior is specified in an OperationalActivity.
<a href="#">OperationalParameter</a>	A type that represents inputs and outputs of an OperationalActivity. It is typed by an OperationalExchangeItem.
<a href="#">ProcessOperation</a>	An abstract type that represents a behavior or process (i.e. a Function or OperationalActivity) that can be performed by a Performer.

### Tagged Values

Tag Name	Valid Values
URI	String

### Relevant Viewpoints

## 3.165 OperationalObjectFlow

### Definition

An ActivityEdge that shows the flow of Resources (objects/information) between OperationalActivityActions.

### Meta Model

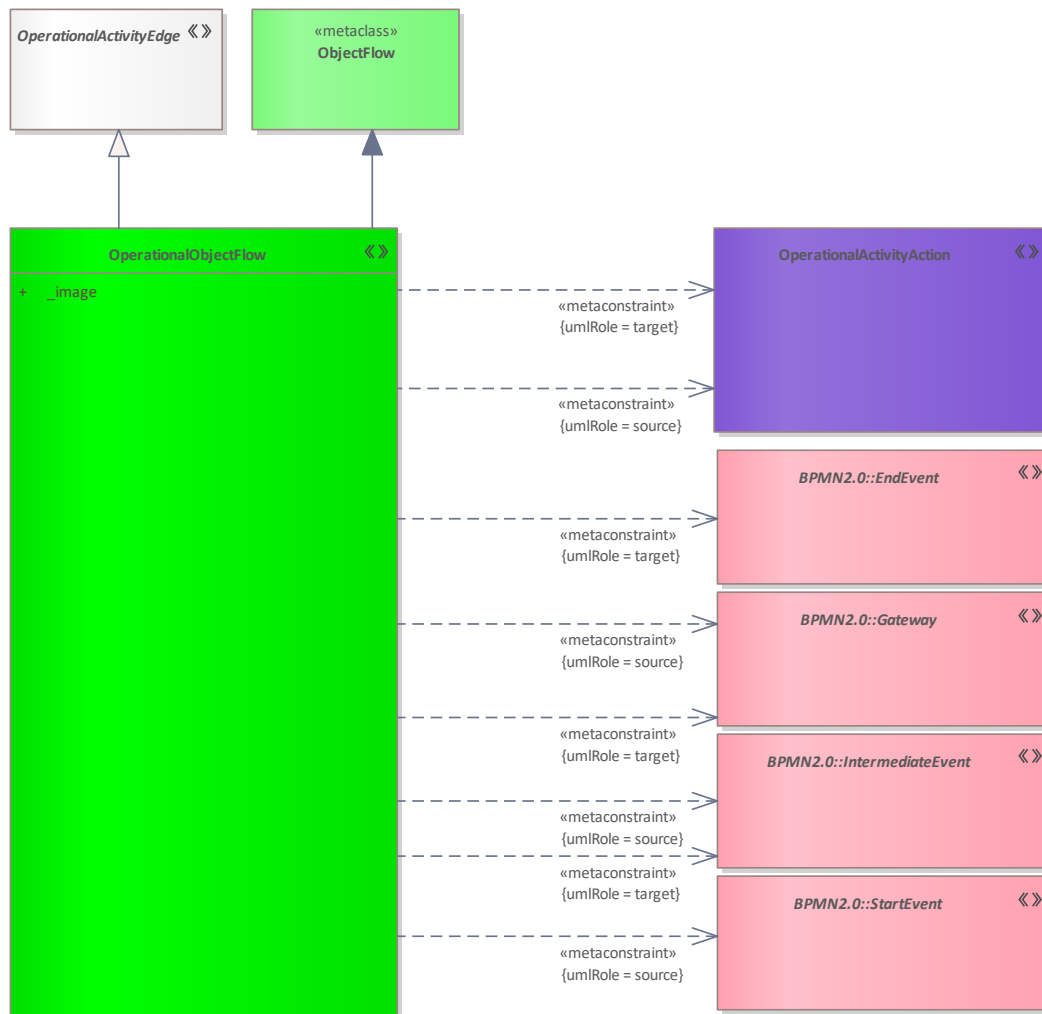


Figure 221: OperationalObjectFlow

### Elements in Diagram

Name	Definition
<a href="#">OperationalActivityAction</a>	A call of an OperationalActivity in the context of another OperationalActivity.
<a href="#">OperationalActivityEdge</a>	A tuple that shows the flow of Resources (objects/information) between OperationalActivityActions.
<a href="#">OperationalObjectFlow</a>	An ActivityEdge that shows the flow of Resources (objects/information) between OperationalActivityActions.

### Tagged Values

Tag Name	Valid Values
_image	
URI	String

### Relevant Viewpoints

## 3.166 OperationalParameter

### Definition

A type that represents inputs and outputs of an OperationalActivity. It is typed by an OperationalExchangeItem.

### Meta Model

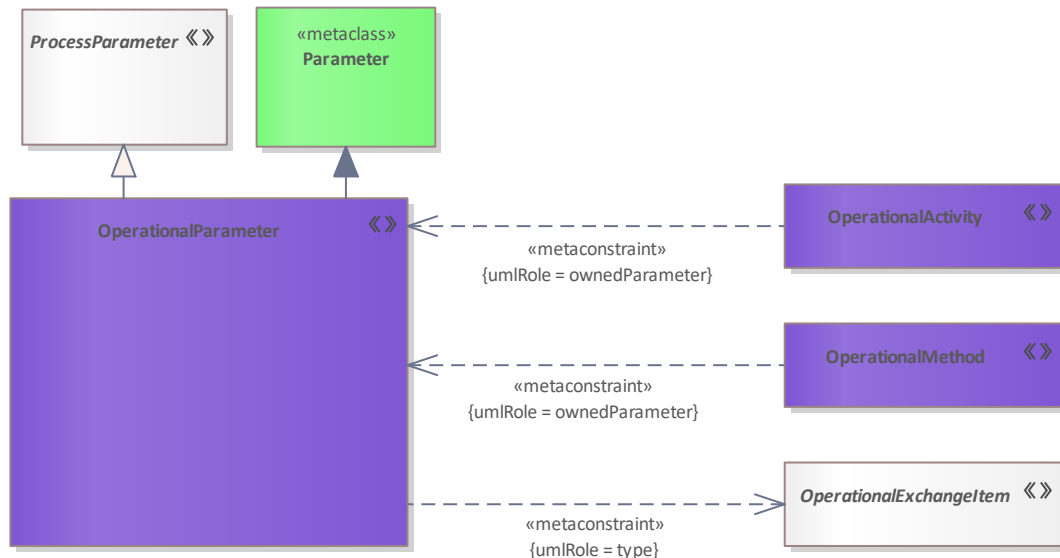


Figure 222: OperationalParameter

### Elements in Diagram

Name	Definition
<a href="#">OperationalActivity</a>	An Activity that captures a logical process, specified independently of how the process is carried out.
<a href="#">OperationalExchangeItem</a>	An abstract grouping for elements that defines the types of elements that can be exchanged between OperationalPerformers and conveyed by an OperationalExchange.
<a href="#">OperationalMethod</a>	behavioral feature of a OperationalPerformer whose behavior is specified in an OperationalActivity.
<a href="#">OperationalParameter</a>	A type that represents inputs and outputs of an OperationalActivity. It is typed by an OperationalExchangeItem.
<a href="#">ProcessParameter</a>	An abstract type that represents a behavior or process (i.e. a Function or OperationalActivity) that can be performed by a Performer.

### Tagged Values

Tag Name	Valid Values
URI	String

### Relevant Viewpoints



## 3.167 OperationalPerformer

### Definition

A logical entity that IsCapableToPerform OperationalActivities which produce, consume and process Resources.

### Meta Model

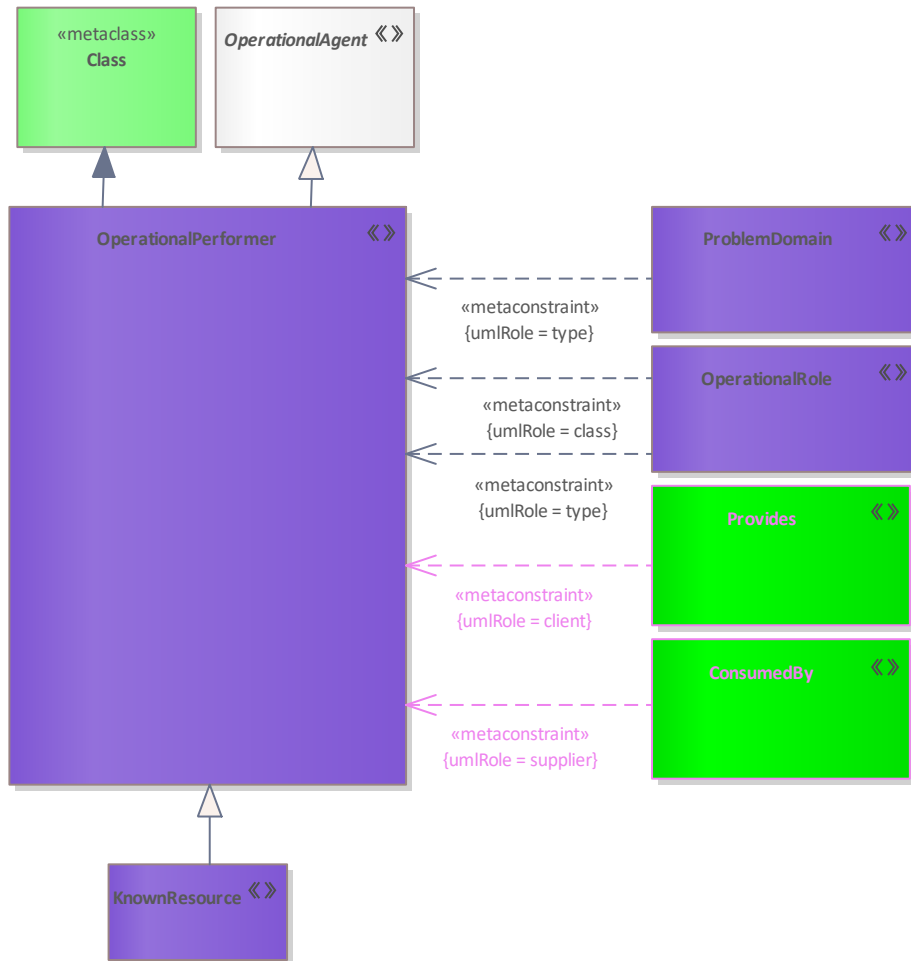


Figure 223: OperationalPerformer

### Elements in Diagram

Name	Definition
<a href="#">ConsumedBy</a>	Asserts that a service is consumed by a node. It is not required to know what provides the service.
<a href="#">KnownResource</a>	Asserts that a known ResourcePerformer constrains the implementation of the OperationalPerformer that plays the role in the LogicalArchitecture.
<a href="#">OperationalAgent</a>	An abstract type grouping Operational Architecture and Operational Performer.
<a href="#">OperationalPerformer</a>	A logical entity that IsCapableToPerform OperationalActivities which produce, consume and process Resources.
<a href="#">OperationalRole</a>	Usage of a OperationalPerformer or OperationalArchitecture in the context of another OperationalPerformer or OperationalArchitecture. Creates a whole-part relationship.
<a href="#">ProblemDomain</a>	A property associated with a logical architecture, used to specify the scope of the problem.
<a href="#">Provides</a>	Asserts that a operational agent provides a service.

### Tagged Values

Tag Name	Valid Values
Nationality	UN, NATO-PfP, NATO, DEU, MN, EU, TCN, NLD, National, Unknown, not set
SizeIndicator	Theatre, Armygroup, Army, Corps, Command, Division, Brigade, Regiment, Battalion, Company, Echelon, Platoon, Section, Squad, Team, Unknown, not set
AbstractionLevel	not set, 0, 1, 2, 3, 4, 5, 6, R
URI	String

### Relevant Viewpoints

- [L1 - Node Types](#)
- [L2 - Logical Scenario](#)
- [L2-L3 - Logical Concept Viewpoint](#)
- [L3 - Node Interaction](#)
- [L4 - Logical Activities](#)
- [L5 - Logical States](#)
- [S2 - Service Structure](#)

## 3.168 OperationalPort

### Definition

An interaction point for an OperationalAgent through which it can interact with the outside environment and which is defined by an OperationalInterface.

### Meta Model

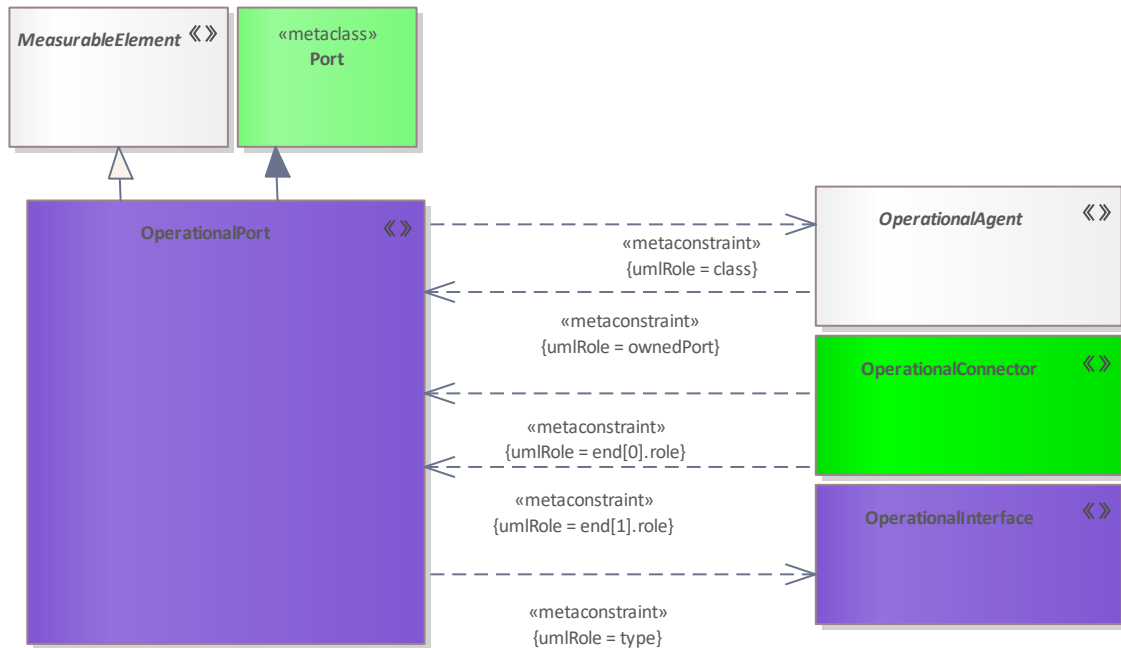


Figure 224: OperationalPort

### Elements in Diagram

Name	Definition
<a href="#">MeasurableElement</a>	Abstract type, grouping elements that can be measured by applying MeasurementSets to them.
<a href="#">OperationalAgent</a>	An abstract type grouping Operational Architecture and Operational Performer.
<a href="#">OperationalConnector</a>	A Connector that goes between OperationalRoles representing a need to exchange Resources. It can carry a number of OperationalExchanges.
<a href="#">OperationalInterface</a>	A declaration that specifies a contract between the OperationalPerformer it is related to, and any other OperationalPerformers it can interact with.
<a href="#">OperationalPort</a>	An interaction point for an OperationalAgent through which it can interact with the outside environment and which is defined by an OperationalInterface.

### Tagged Values

Tag Name	Valid Values
URI	String

### Relevant Viewpoints

- [L2 - Logical Scenario](#)
- [L3 - Node Interaction](#)

## 3.169 OperationalRole

### Definition

Usage of a OperationalPerformer or OperationalArchitecture in the context of another OperationalPerformer or OperationalArchitecture. Creates a whole-part relationship.

### Meta Model

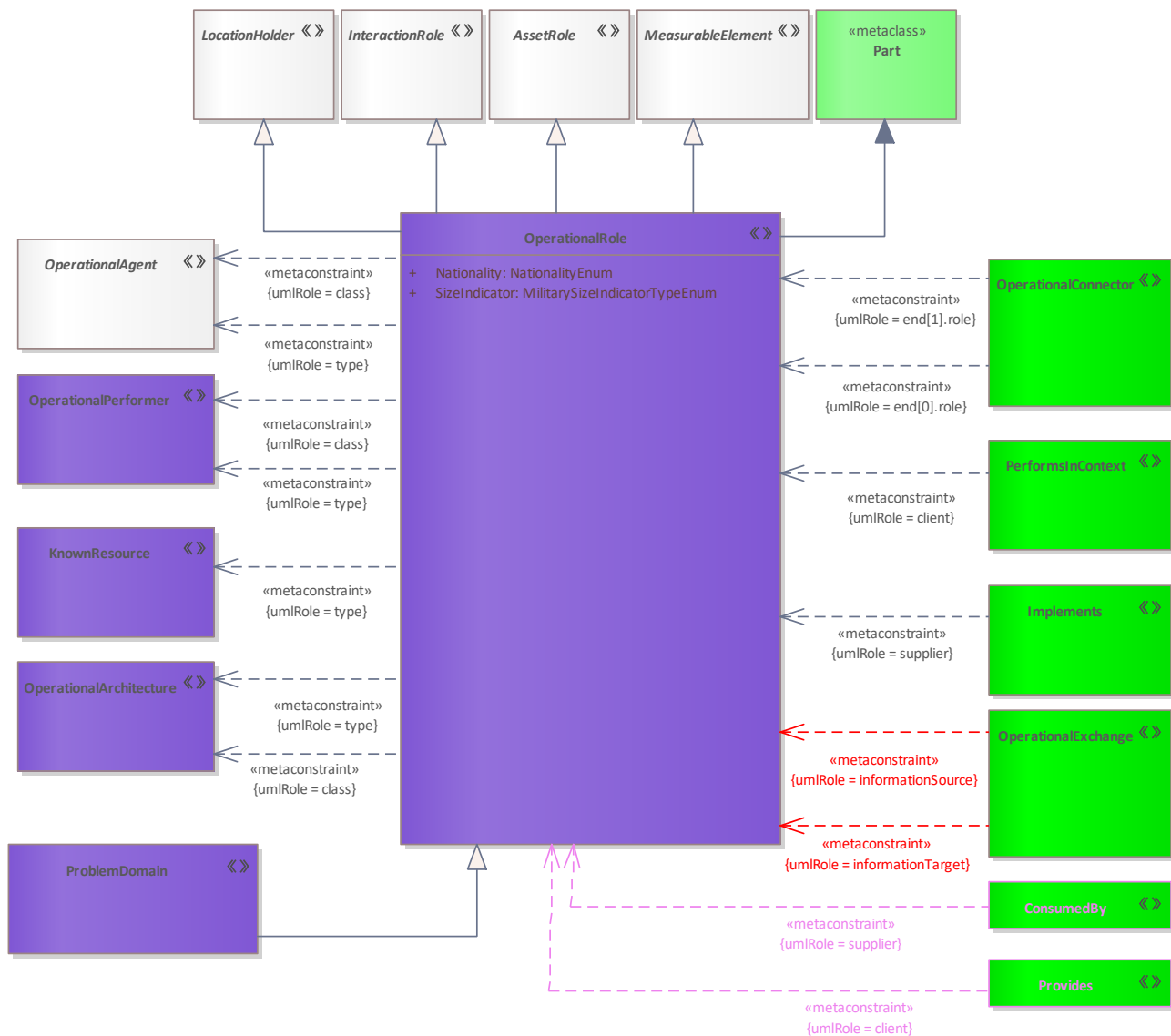


Figure 225: OperationalRole

### Elements in Diagram

Name	Definition
<a href="#">AssetRole</a>	AssetRole as applied to Security views, an abstract element that indicates the type of elements that can be considered as a subject for security analysis in the particular context (currently no security viewpoints in the framework).
<a href="#">ConsumedBy</a>	Asserts that a service is consumed by a node. It is not required to know what provides the service.
<a href="#">Implements</a>	A tuple that defines how an element in the upper layer of abstraction is implemented by a semantically equivalent element (i.e. tracing the OperationalActivities to the Functions that implement them) in the lower level of abstraction.
<a href="#">InteractionRole</a>	An abstract type that represents an individual participant in the InteractionScenario.
<a href="#">KnownResource</a>	Asserts that a known ResourcePerformer constrains the implementation of the OperationalPerformer that plays the role in the

Name	Definition
	LogicalArchitecture.
<a href="#">LocationHolder</a>	Abstract type, used to group elements that are allowed to be associated with a Location.
<a href="#">MeasurableElement</a>	Abstract type, grouping elements that can be measured by applying MeasurementSets to them.
<a href="#">OperationalAgent</a>	An abstract type grouping Operational Architecture and Operational Performer.
<a href="#">OperationalArchitecture</a>	A type used to denote a model of the Architecture, described from the Operational perspective.
<a href="#">OperationalConnector</a>	A Connector that goes between OperationalRoles representing a need to exchange Resources. It can carry a number of OperationalExchanges.
<a href="#">OperationalExchange</a>	Asserts that a flow can exist between OperationalPerformers (i.e. flows of information, people, materiel, or energy).
<a href="#">OperationalPerformer</a>	A logical entity that IsCapableToPerform OperationalActivities which produce, consume and process Resources.
<a href="#">OperationalRole</a>	Usage of a OperationalPerformer or OperationalArchitecture in the context of another OperationalPerformer or OperationalArchitecture. Creates a whole-part relationship.
<a href="#">PerformsInContext</a>	A relationship that says that a role performs an activity or action. It indicates that the action can be carried out by the role when used in a specific context or configuration.
<a href="#">ProblemDomain</a>	A property associated with a logical architecture, used to specify the scope of the problem.
<a href="#">Provides</a>	Asserts that a operational agent provides a service.

### Tagged Values

Tag Name	Valid Values
Nationality	UN, NATO-PfP, NATO, DEU, MN, EU, TCN, NLD, National, Unknown, not set
SizeIndicator	Theatre, Armygroup, Army, Corps, Command, Division, Brigade, Regiment, Battalion, Company, Echelon, Platoon, Section, Squad, Team, Unknown, not set
URI	String

### Relevant Viewpoints

- [L1 - Node Types](#)
- [L2 - Logical Scenario](#)
- [L3 - Node Interaction](#)
- [L4 - Logical Activities](#)
- [L6 - Logical Sequence](#)
- [S6 - Service Interactions](#)

## 3.170 OperationalSignal

### Definition

An item of information that flows between OperationalPerformers and is produced and consumed by the OperationalActivities that the OperationalPerformers are capable of performing (see IsCapableToPerform).

### Meta Model

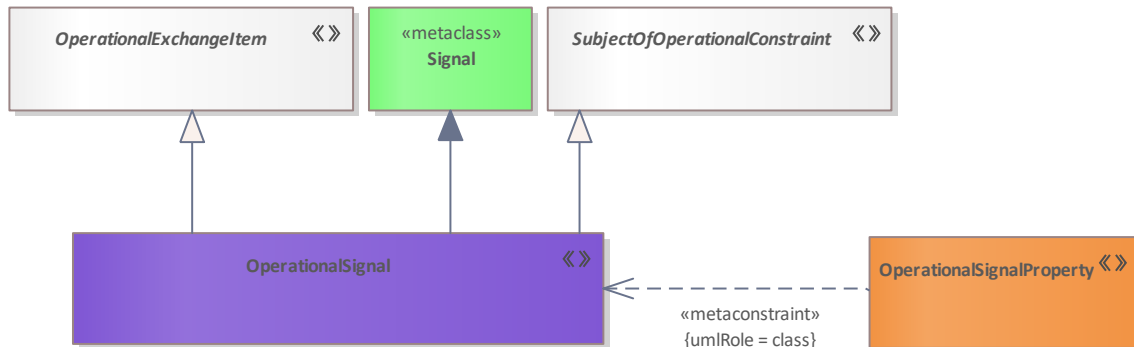


Figure 226: OperationalSignal

### Elements in Diagram

Name	Definition
<a href="#">OperationalExchangeItem</a>	An abstract grouping for elements that defines the types of elements that can be exchanged between OperationalPerformers and conveyed by an OperationalExchange.
<a href="#">OperationalSignal</a>	An item of information that flows between OperationalPerformers and is produced and consumed by the OperationalActivities that the OperationalPerformers are capable of performing (see IsCapableToPerform).
<a href="#">OperationalSignalProperty</a>	A property of an OperationalSignal typed by OperationalExchangeItem. It enables OperationalExchangeItem e.g. InformationElement to be passed as arguments of the OperationalSignal.
<a href="#">SubjectOfOperationalConstraint</a>	An abstract type grouping elements that can be the subject of an OperationalConstraint.

### Tagged Values

Tag Name	Valid Values
URI	String
AbstractionLevel	not set, 0, 1, 2, 3, 4, 5, 6, R

### Relevant Viewpoints

- [L2 - Logical Scenario](#)
- [L3 - Node Interaction](#)
- [L4 - Logical Activities](#)

## 3.171 OperationalSignalProperty

### Definition

A property of an OperationalSignal typed by OperationalExchangeItem. It enables OperationalExchangeItem e.g. InformationElement to be passed as arguments of the OperationalSignal.

### Meta Model

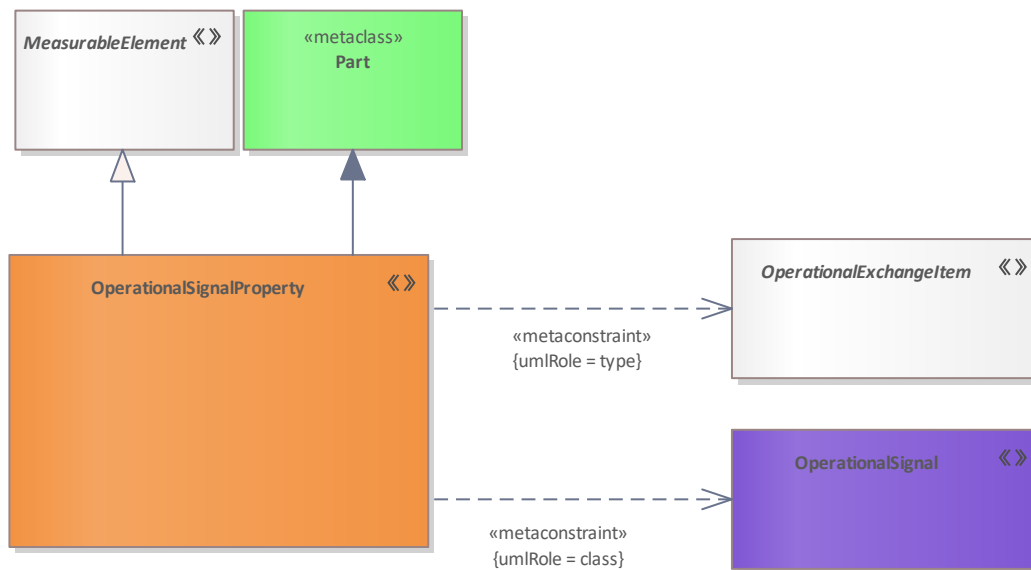


Figure 227: OperationalSignalProperty

### Elements in Diagram

Name	Definition
<a href="#">MeasurableElement</a>	Abstract type, grouping elements that can be measured by applying MeasurementSets to them.
<a href="#">OperationalExchangeItem</a>	An abstract grouping for elements that defines the types of elements that can be exchanged between OperationalPerformers and conveyed by an OperationalExchange.
<a href="#">OperationalSignal</a>	An item of information that flows between OperationalPerformers and is produced and consumed by the OperationalActivities that the OperationalPerformers are capable of performing (see IsCapableToPerform).
<a href="#">OperationalSignalProperty</a>	A property of an OperationalSignal typed by OperationalExchangeItem. It enables OperationalExchangeItem e.g. InformationElement to be passed as arguments of the OperationalSignal.

### Tagged Values

Tag Name	Valid Values
URI	String

### Relevant Viewpoints

## 3.172 OperationalStateDescription

### Definition

A state machine describing the behavior of a OperationalPerformer, depicting how the OperationalPerformer responds to various events and the actions.

### Meta Model

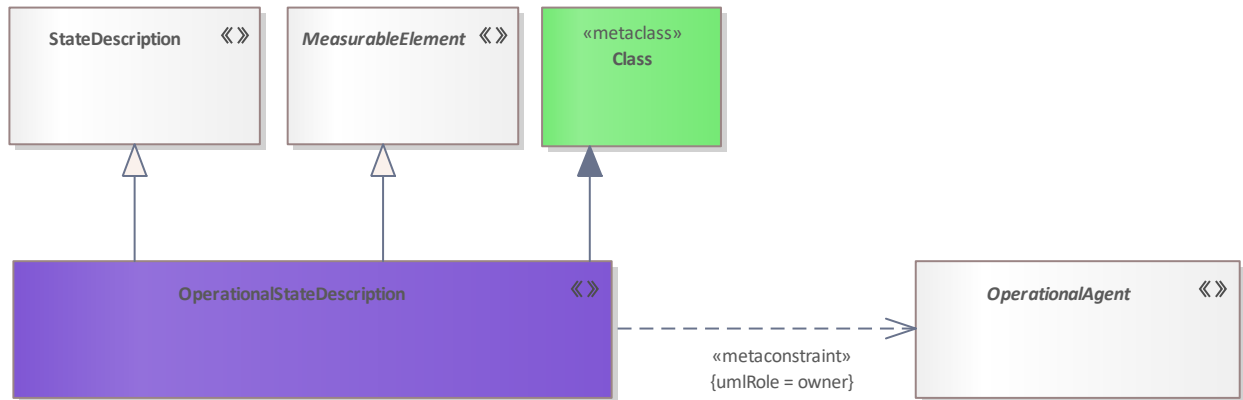


Figure 228: OperationalStateDescription

### Elements in Diagram

Name	Definition
<a href="#">MeasurableElement</a>	Abstract type, grouping elements that can be measured by applying MeasurementSets to them.
<a href="#">OperationalAgent</a>	An abstract type grouping Operational Architecture and Operational Performer.
<a href="#">OperationalStateDescription</a>	A state machine describing the behavior of a OperationalPerformer, depicting how the OperationalPerformer responds to various events and the actions.
<a href="#">StateDescription</a>	An abstract type that represents a state machine (i.e. an OperationalStateDescription or ResourceStateDescription), depicting how the Asset responds to various events and the actions.

### Tagged Values

Tag Name	Valid Values
URI	String

### Relevant Viewpoints

- [L5 - Logical States](#)



## 3.173 Organization

### Definition

A group of OrganizationalResources (Persons, Posts, Organizations and Responsibilities) associated for a particular purpose.

### Meta Model

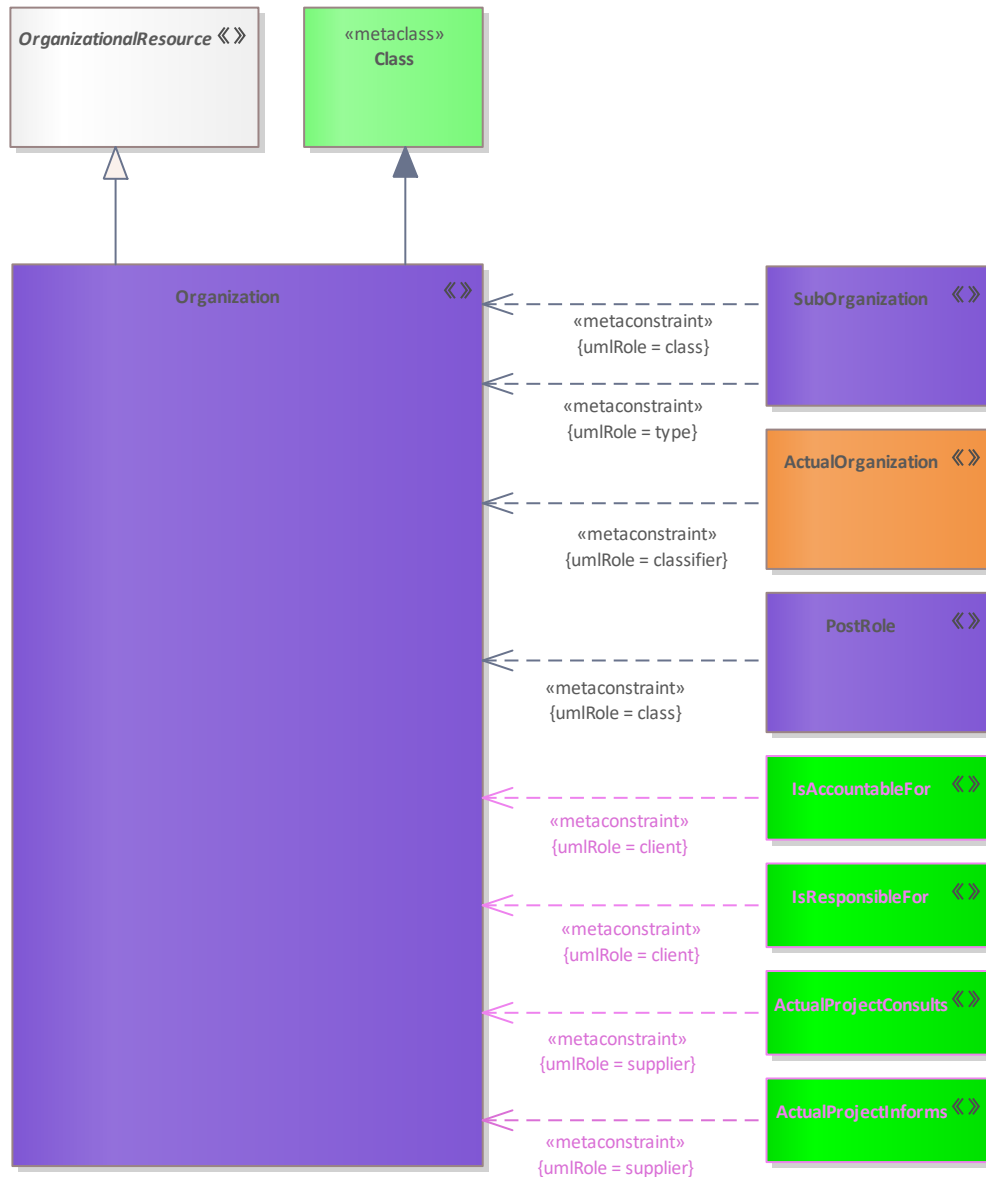


Figure 229: Organization

### Elements in Diagram

Name	Definition
<a href="#">ActualOrganization</a>	An actual formal or informal organizational unit, e.g. "Driving and Vehicle Licensing Agency", "UAF team Alpha".
<a href="#">ActualProjectConsults</a>	A relation that expresses that a project consults an OrganizationalResource.
<a href="#">ActualProjectInforms</a>	A relation that expresses that a project informs an OrganizationalResource.
<a href="#">IsAccountableFor</a>	A relation that expresses that an OrganizationalResource is responsible for a resource, service or project in the context of an approval.
<a href="#">IsResponsibleFor</a>	A relation that expresses that an OrganizationalResource is responsible for a resource, service or project.
<a href="#">Organization</a>	A group of OrganizationalResources (Persons, Posts, Organizations

Name	Definition
	and Responsibilities) associated for a particular purpose.
<a href="#">OrganizationalResource</a>	An abstract type for Organization, Person Post and Responsibility.
<a href="#">PostRole</a>	A usage of a post in the context of another OrganizationalResource. Creates a whole-part relationship.
<a href="#">SubOrganization</a>	A type of a human being used to define the characteristics that need to be described for ActualPersons (e.g. properties such as address, telephone number, nationality, etc).

## Tagged Values

Tag Name	Valid Values
URI	String
AbstractionLevel	not set, 0, 1, 2, 3, 4, 5, 6, R

## Relevant Viewpoints

- [A2 - Architecture Products](#)
- [C5 - Effects](#)
- [L2 - Logical Scenario](#)
- [L2-L3 - Logical Concept Viewpoint](#)
- [L3 - Node Interaction](#)
- [L4 - Logical Activities](#)
- [P1- Resource Types](#)
- [P2 - Resource Structure](#)
- [Rr - Requirement Realization](#)
- [S2 - Service Structure](#)

## 3.174 OrganizationalResource

### Definition

An abstract type for Organization, Person Post and Responsibility.

### Meta Model

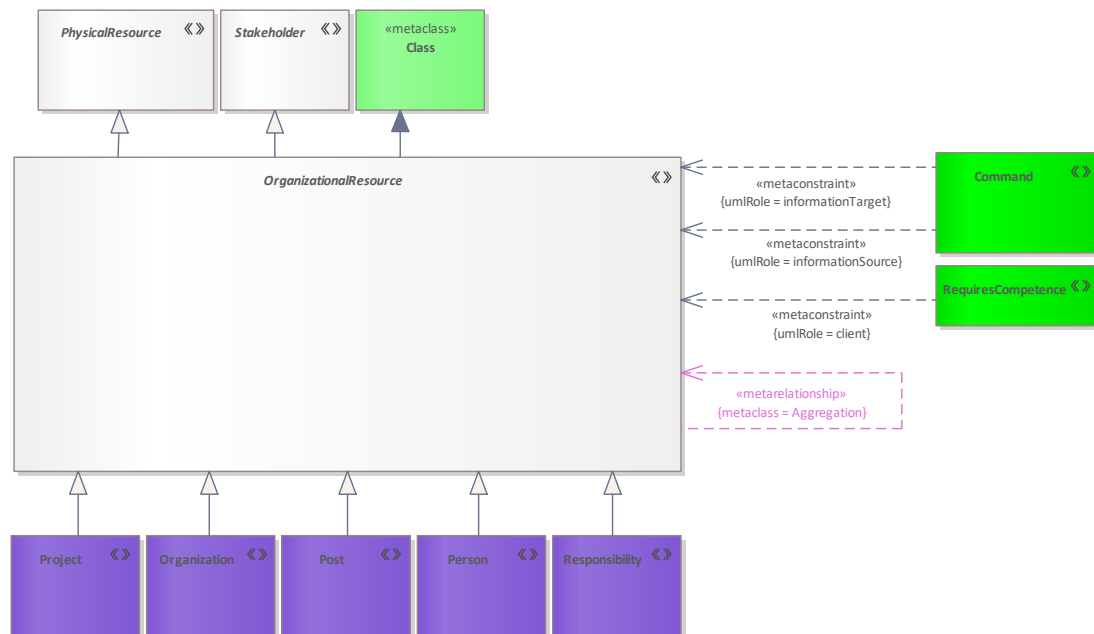


Figure 230: OrganizationalResource

### Elements in Diagram

Name	Definition
<a href="#">Command</a>	A type of ResourceExchange that asserts that one OrganizationalResource commands another.
<a href="#">Organization</a>	A group of OrganizationalResources (Persons, Posts, Organizations and Responsibilities) associated for a particular purpose.
<a href="#">OrganizationalResource</a>	An abstract type for Organization, Person Post and Responsibility.
<a href="#">Person</a>	A type of a human being used to define the characteristics that need to be described for ActualPersons (e.g. properties such as address, telephone number, nationality, etc).
<a href="#">PhysicalResource</a>	An abstract type defining physical resources (i.e. OrganizationalResource, ResourceArtifact and NaturalResource).
<a href="#">Post</a>	A type of job title or position that a person can fill (e.g. Lawyer, Solution Architect, Machine Operator or Chief Executive Officer).
<a href="#">Project</a>	A type that describes types of time-limited endeavours that are required to meet one or more Capability needs.
<a href="#">RequiresCompetence</a>	A tuple that asserts that an ActualOrganizationalResource is required to have a specific set of Competencies.
<a href="#">Responsibility</a>	The type of duty required of a Person or Organization.
<a href="#">Stakeholder</a>	individual, team, organization, or classes thereof, having an interest in an EnterprisePhase [ISO/IEC/IEEE 42010:2011].

### Tagged Values

Tag Name	Valid Values
URI	String
AbstractionLevel	not set, 0, 1, 2, 3, 4, 5, 6, R

### Relevant Viewpoints

## 3.175 OriginatesFrom

### Definition

Relation that derives an element in the architectural model from a reference (Reference, DocumentReference, SMEReference).

### Meta Model

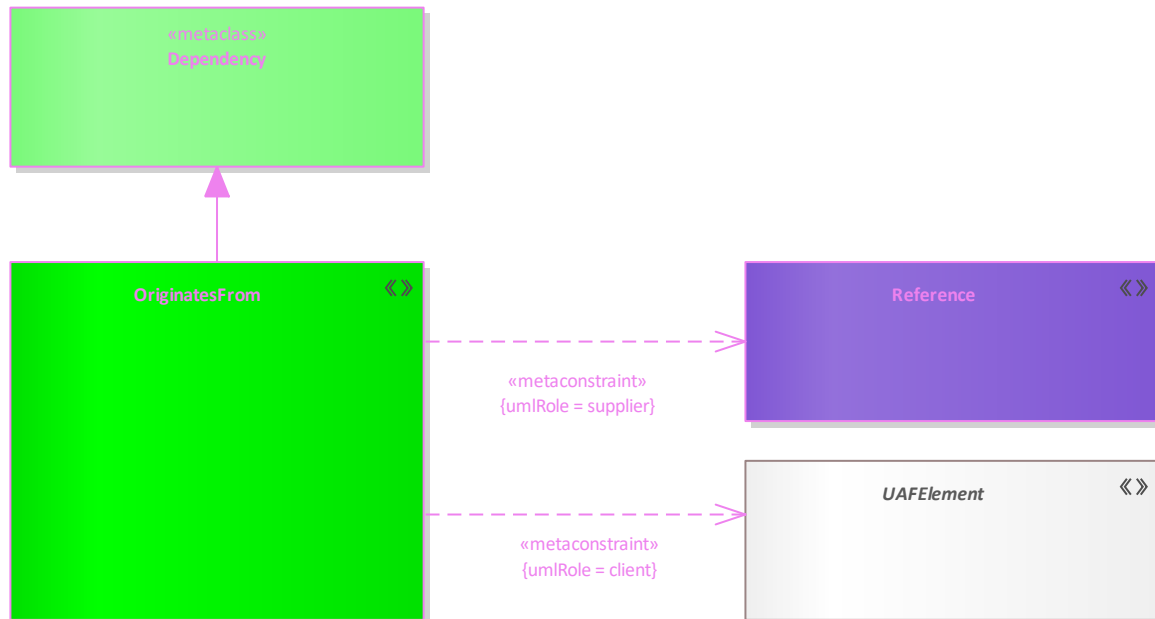


Figure 231: OriginatesFrom

### Elements in Diagram

Name	Definition
<a href="#">OriginatesFrom</a>	Relation that derives an element in the architectural model from a reference (Reference, DocumentReference, SMEReference).
<a href="#">Reference</a>	Element describes all types of references.
<a href="#">UAFElement</a>	Abstract super type for all of the UAF elements. It provides a way for all of the UAF elements to have a common set of properties.

### Tagged Values

#### Relevant Viewpoints

- [C1 - Capability Taxonomy](#)
- [C2 - Enterprise Vision](#)
- [C3 - Capability Dependencies](#)
- [C4 - Standard Processes](#)
- [C5 - Effects](#)
- [C7 - Performance Parameters](#)
- [C8 - Planning Assumption](#)
- [L1 - Node Types](#)
- [L2 - Logical Scenario](#)
- [L2-L3 - Logical Concept Viewpoint](#)
- [L3 - Node Interaction](#)
- [L4 - Logical Activities](#)
- [L4-P4 Activity to Function Mapping](#)
- [L5 - Logical States](#)
- [L6 - Logical Sequence](#)
- [L7 - Information Model](#)
- [L8 - Logical Constraints](#)
- [Lr - Lines of Development](#)

- [P1- Resource Types](#)
- [P2 - Resource Structure](#)
- [P3 - Resource Connectivity](#)
- [P4 - Resource Functions](#)
- [P5 - Resource States](#)
- [P6 - Resource Sequence](#)
- [P7 - Data Model](#)
- [P8 - Resource Constraints](#)
- [Pr - Configuration Management](#)
- [R7 - Requirement Derivation](#)
- [S1 - Service Taxonomy](#)
- [S2 - Service Structure](#)
- [S3 - Service Interfaces](#)
- [S4 - Service Functions](#)
- [S5 - Service States](#)
- [S7 - Service Interface Parameters](#)
- [S8 - Service Policy](#)

## 3.176 OwnedMilestone

### Definition

Relationship that expresses that actual project has a actual milestone.

### Meta Model

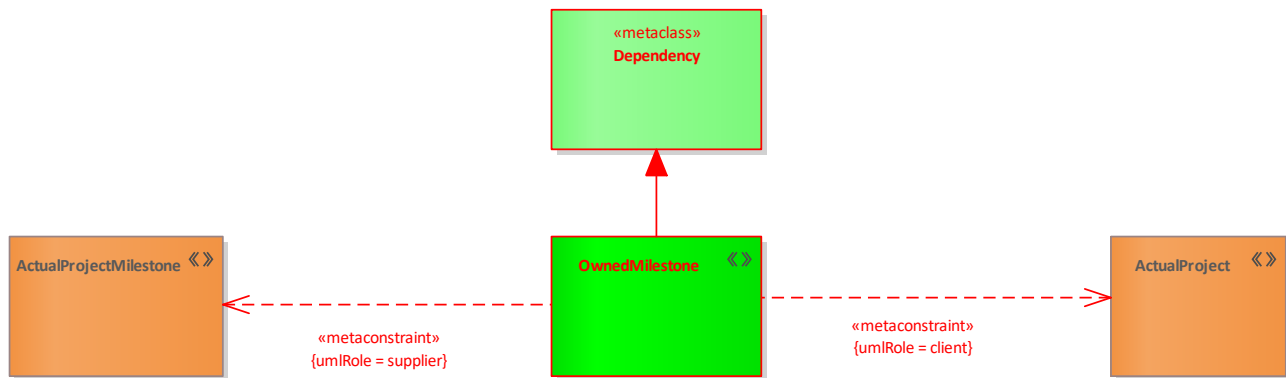


Figure 232: OwnedMilestone

### Elements in Diagram

Name	Definition
<a href="#">ActualProject</a>	A time-limited endeavor to provide a specific set of ActualResource that meet specific Capability needs.
<a href="#">ActualProjectMilestone</a>	An event with a start date in a ActualProject from which progress is measured.
<a href="#">OwnedMilestone</a>	Relationship that expresses that actual project has a actual milestone.

### Tagged Values

#### Relevant Viewpoints

- [Cr - Capability Roadmap](#)
- [Lr - Lines of Development](#)
- [Pr - Configuration Management](#)
- [Sr - Service Roadmap](#)

## 3.177 OwnsActualMeasurementSet

### Definition

A relationship that expresses which actual measurement set an element owns.

### Meta Model

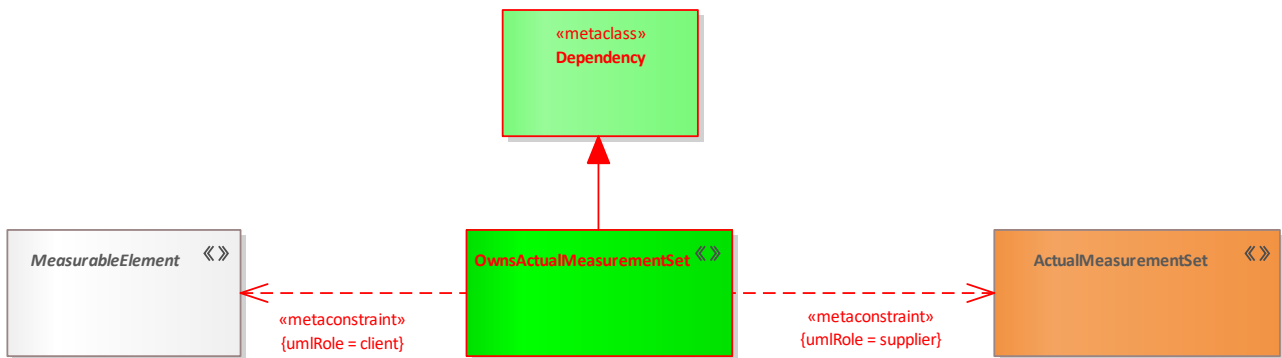


Figure 233: OwnsActualMeasurementSet

### Elements in Diagram

Name	Definition
<a href="#">ActualMeasurementSet</a>	A set of ActualMeasurements.
<a href="#">MeasurableElement</a>	Abstract type, grouping elements that can be measured by applying MeasurementSets to them.
<a href="#">OwnsActualMeasurementSet</a>	A relationship that expresses which actual measurement set an element owns.

### Tagged Values

### Relevant Viewpoints

## 3.178 OwnsMeasurement

### Definition

A relationship that expresses which measurement or measurement type an element owns.

### Meta Model

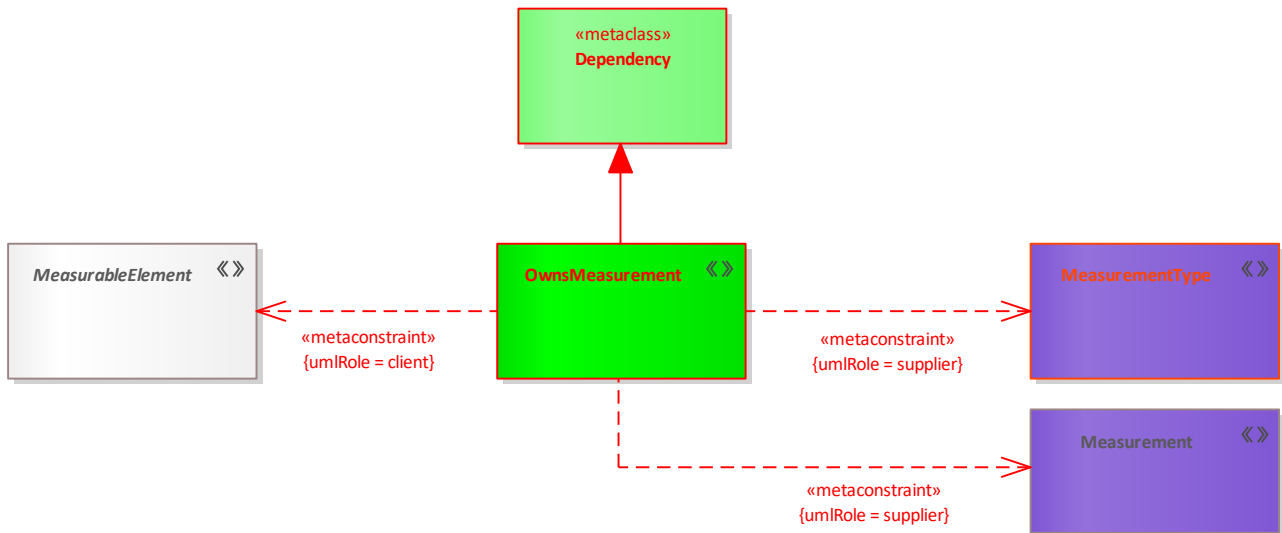


Figure 234: OwnsMeasurement

### Elements in Diagram

Name	Definition
<a href="#">MeasurableElement</a>	Abstract type, grouping elements that can be measured by applying MeasurementSets to them.
<a href="#">Measurement</a>	A property of an element representing something in the physical world, expressed in amounts of a unit of measure.
<a href="#">Measurement</a>	A property of an element representing something in the physical world, expressed in amounts of a unit of measure.
<a href="#">Measurement</a>	A property of an element representing something in the physical world, expressed in amounts of a unit of measure.
<a href="#">MeasurementType</a>	A type of a property representing something in the physical world, expressed in amounts of a unit of measure.
<a href="#">OwnsMeasurement</a>	A relationship that expresses which measurement or measurement type an element owns.

### Tagged Values

#### Relevant Viewpoints

- [C1 - Capability Taxonomy](#)
- [C7 - Performance Parameters](#)
- [L1 - Node Types](#)
- [L2 - Logical Scenario](#)
- [L2-L3 - Logical Concept Viewpoint](#)
- [L3 - Node Interaction](#)
- [P1- Resource Types](#)
- [P2 - Resource Structure](#)
- [P3 - Resource Connectivity](#)
- [P4 - Resource Functions](#)
- [S1 - Service Taxonomy](#)
- [S2 - Service Structure](#)
- [S8 - Service Policy](#)



## 3.179 OwnsProcess

### Definition

A dependency relationship denoting that an ActualOrganizationResource owns an OperationalActivity.

### Meta Model

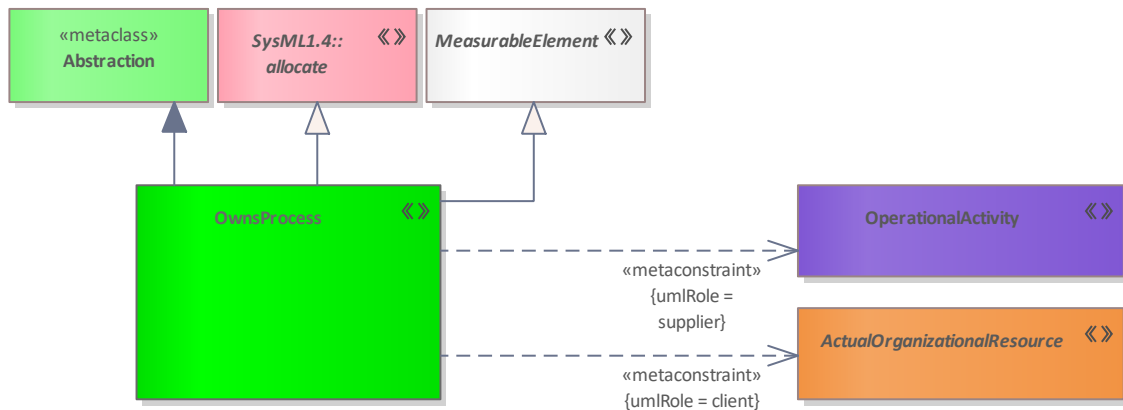


Figure 235: OwnsProcess

### Elements in Diagram

Name	Definition
<a href="#">ActualOrganizationalResource</a>	Abstract element for an ActualOrganization, ActualPerson or ActualPost.
<a href="#">MeasurableElement</a>	Abstract type, grouping elements that can be measured by applying MeasurementSets to them.
<a href="#">OperationalActivity</a>	An Activity that captures a logical process, specified independently of how the process is carried out.
<a href="#">OwnsProcess</a>	A dependency relationship denoting that an ActualOrganizationResource owns an OperationalActivity.

### Tagged Values

Tag Name	Valid Values
URI	String

### Relevant Viewpoints

## 3.180 PaperForm

### Definition

Form is a digitized or digitizable document, for example a scanned document.

### Meta Model

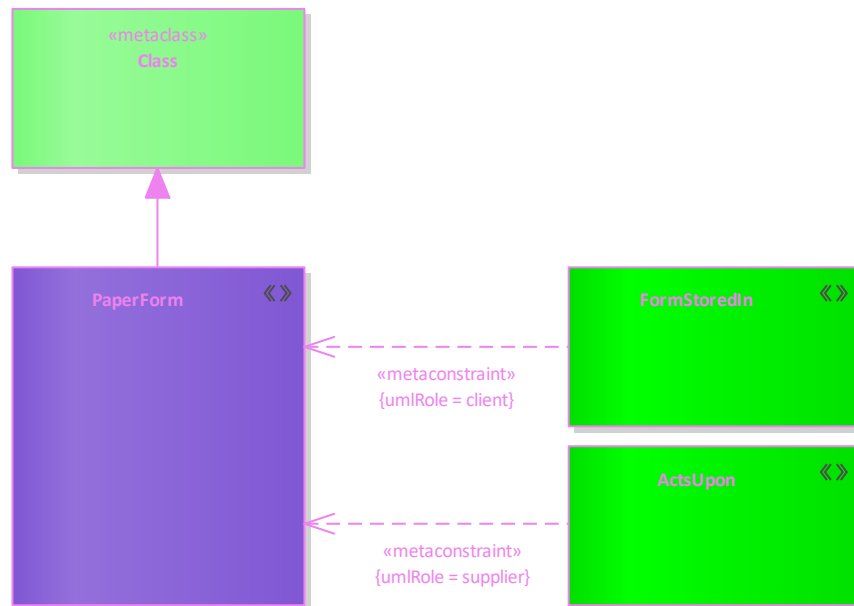


Figure 236: PaperForm

### Elements in Diagram

Name	Definition
<a href="#">ActsUpon</a>	Asserts that something (subject) is acted upon by an OperationalActivity (activity).
<a href="#">FormStoredIn</a>	Relation states that a digital form is stored in software.
<a href="#">PaperForm</a>	Form is a digitized or digitizable document, for example a scanned document.

### Tagged Values

#### Relevant Viewpoints

- [L4 - Logical Activities](#)
- [P1- Resource Types](#)

## 3.181 PartOfCatalogue

### Definition

This relation states that a category (RequirementCategory) belongs to a requirements catalog (RequirementCatalogue).

### Meta Model

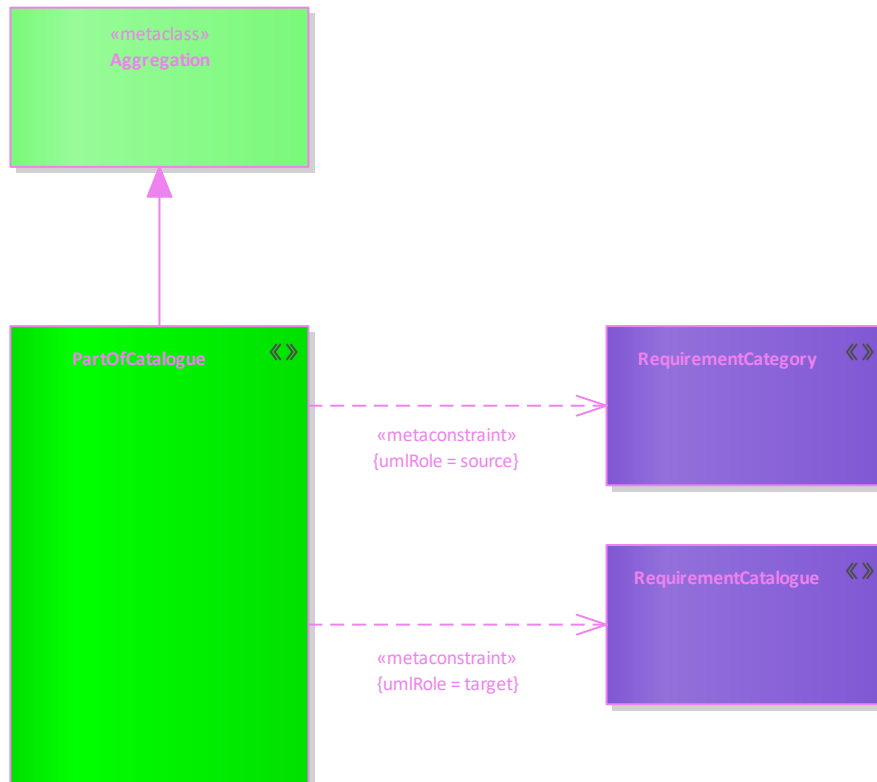


Figure 237: PartOfCatalogue

### Elements in Diagram

Name	Definition
<a href="#">PartOfCatalogue</a>	This relation states that a category (RequirementCategory) belongs to a requirements catalog (RequirementCatalogue).
<a href="#">RequirementCatalogue</a>	Element represents a catalog of requirements, which consists of different categories (RequirementCategory) of functional and non-functional requirements.
<a href="#">RequirementCategory</a>	Element represents a category of a catalog of requirements.

### Tagged Values

### Relevant Viewpoints

- [R2 - Requirement Catalogue](#)

## 3.182 PartOfCategory

### Definition

This relation states that his functional or non-functional requirement belongs to a category (RequirementCategory) of the requirements catalog.

### Meta Model

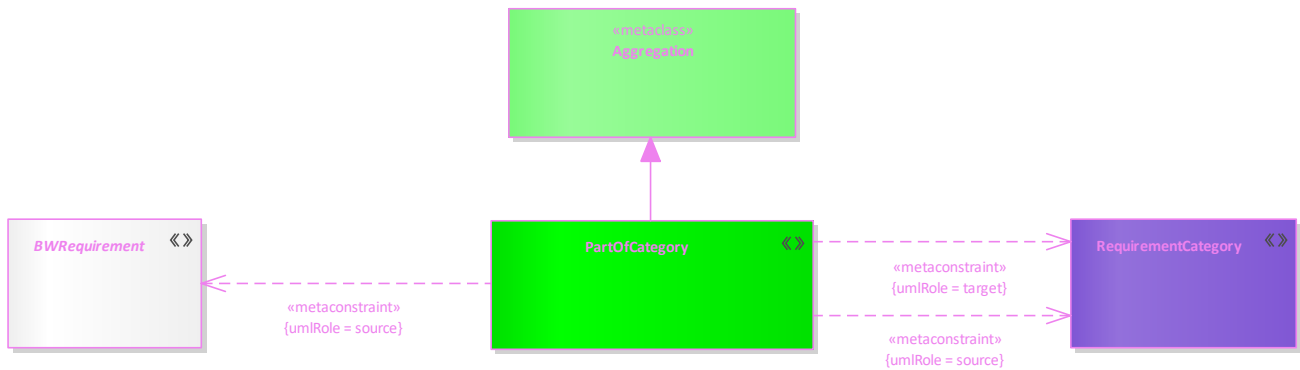


Figure 238: PartOfCategory

### Elements in Diagram

Name	Definition
<a href="#">BWRRequirement</a>	Abstract base class for requirements.
<a href="#">PartOfCategory</a>	This relation states that his functional or non-functional requirement belongs to a category (RequirementCategory) of the requirements catalog.
<a href="#">RequirementCategory</a>	Element represents a category of a catalog of requirements.

### Tagged Values

### Relevant Viewpoints

- [R2 - Requirement Catalogue](#)

## 3.183 PerformsInContext

### Definition

A relationship that says that a role performs an activity or action. It indicates that the action can be carried out by the role when used in a specific context or configuration.

### Meta Model

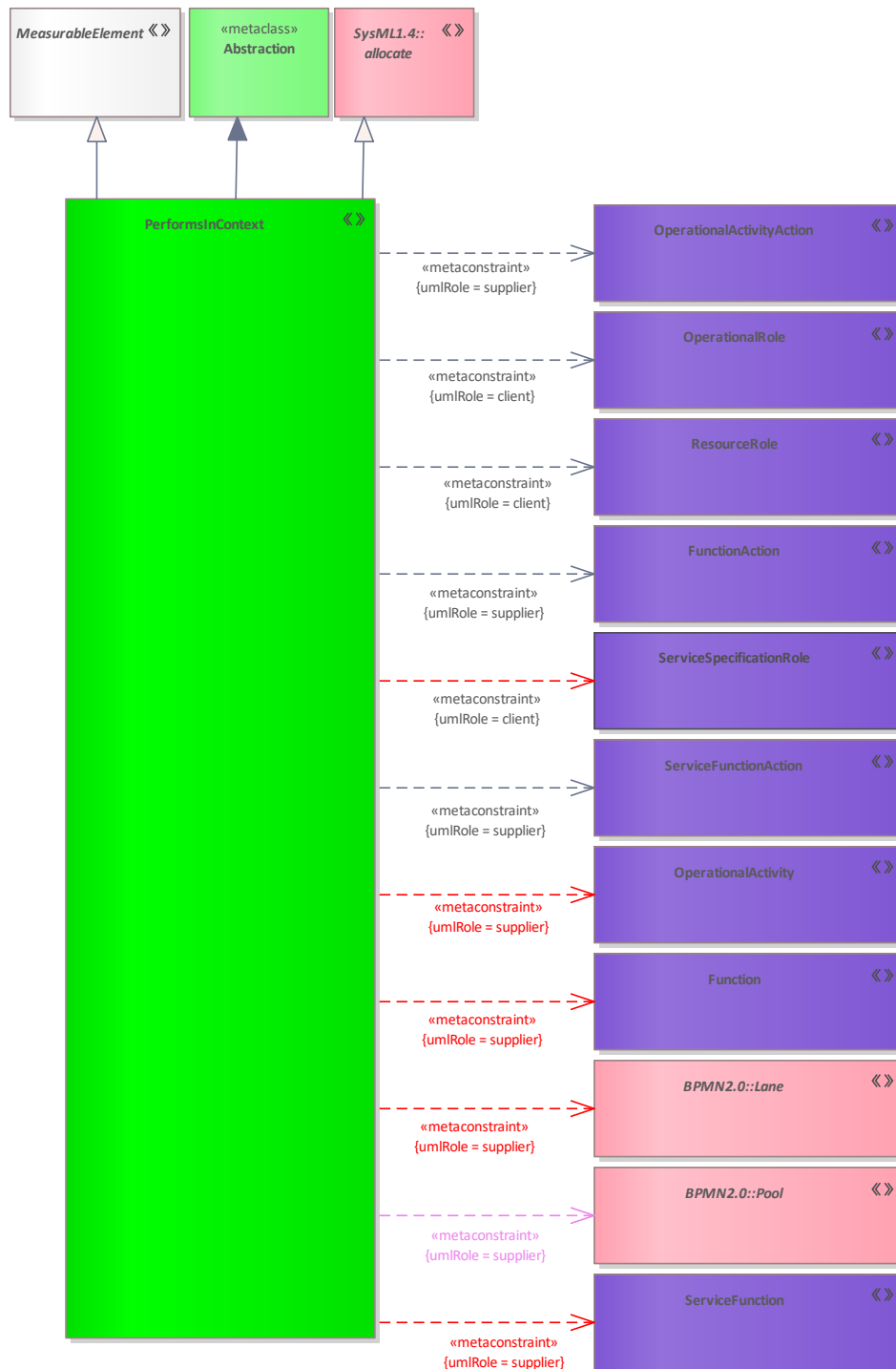


Figure 239: PerformsInContext

### Elements in Diagram

Name	Definition
<a href="#">Function</a>	An Activity which is specified in the context to the ResourcePerformer (human or machine) that IsCapableToPerform it.
<a href="#">FunctionAction</a>	A call of a Function indicating that the Function is performed by a ResourceRole in a specific context.

Name	Definition
<a href="#">MeasurableElement</a>	Abstract type, grouping elements that can be measured by applying MeasurementSets to them.
<a href="#">OperationalActivity</a>	An Activity that captures a logical process, specified independently of how the process is carried out.
<a href="#">OperationalActivityAction</a>	A call of an OperationalActivity in the context of another OperationalActivity.
<a href="#">OperationalRole</a>	Usage of a OperationalPerformer or OperationalArchitecture in the context of another OperationalPerformer or OperationalArchitecture. Creates a whole-part relationship.
<a href="#">PerformsInContext</a>	A relationship that says that a role performs an activity or action. It indicates that the action can be carried out by the role when used in a specific context or configuration.
<a href="#">ResourceRole</a>	Usage of a ResourcePerformer in the context of another ResourcePerformer. Creates a whole-part relationship.
<a href="#">ServiceFunction</a>	An Activity that describes the abstract behavior of ServiceSpecifications, regardless of the actual implementation.
<a href="#">ServiceFunctionAction</a>	A call of a ServiceFunction in the context of another ServiceFunction.
<a href="#">ServiceSpecificationRole</a>	An assertion that a ServiceSpecification calls upon another ServiceSpecification in order to deliver its stated functionality.

### Tagged Values

Tag Name	Valid Values
URI	String

### Relevant Viewpoints

- [L3 - Node Interaction](#)
- [L4 - Logical Activities](#)
- [L4-P4 Activity to Function Mapping](#)
- [P4 - Resource Functions](#)
- [S4 - Service Functions](#)

## 3.184 Person

### Definition

A type of a human being used to define the characteristics that need to be described for ActualPersons (e.g. properties such as address, telephone number, nationality, etc).

### Meta Model

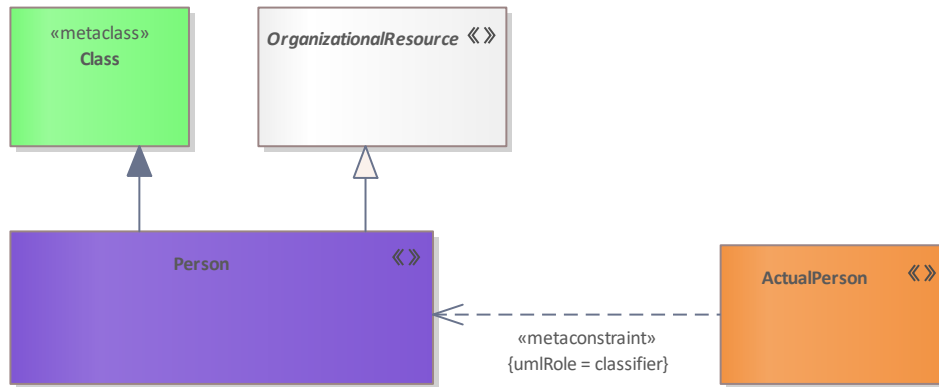


Figure 240: Person

### Elements in Diagram

Name	Definition
<a href="#">ActualPerson</a>	An individual human being.
<a href="#">OrganizationalResource</a>	An abstract type for Organization, Person Post and Responsibility.
<a href="#">Person</a>	A type of a human being used to define the characteristics that need to be described for ActualPersons (e.g. properties such as address, telephone number, nationality, etc).

### Tagged Values

Tag Name	Valid Values
URI	String
AbstractionLevel	not set, 0, 1, 2, 3, 4, 5, 6, R

### Relevant Viewpoints

- [A2 - Architecture Products](#)
- [C5 - Effects](#)
- [L2 - Logical Scenario](#)
- [L2-L3 - Logical Concept Viewpoint](#)
- [L3 - Node Interaction](#)
- [L4 - Logical Activities](#)
- [P1- Resource Types](#)
- [P2 - Resource Structure](#)
- [Rr - Requirement Realization](#)
- [S2 - Service Structure](#)

## 3.185 PhysicalArchitectureOfEnterprisePhase

### Definition

A relationship that expresses that an actual enterprise phase has resource architectures.

### Meta Model

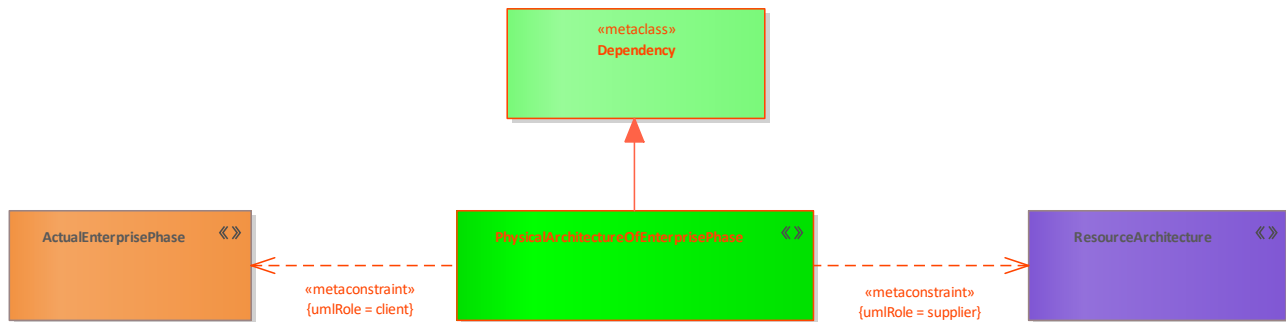


Figure 241: PhysicalArchitectureOfEnterprisePhase

### Elements in Diagram

Name	Definition
<a href="#">ActualEnterprisePhase</a>	The ActualState that describes the phase of an Enterprise endeavor.
<a href="#">PhysicalArchitectureOfEnterprisePhase</a>	A relationship that expresses that an actual enterprise phase has resource architectures.
<a href="#">ResourceArchitecture</a>	A type used to denote a model of the Architecture, described from the ResourcePerformer perspective.

### Tagged Values

### Relevant Viewpoints

- [C2 - Enterprise Vision](#)



## 3.186 PhysicalLocation

### Definition

A relationship that expresses that a location holder operates in an actual location.

### Meta Model

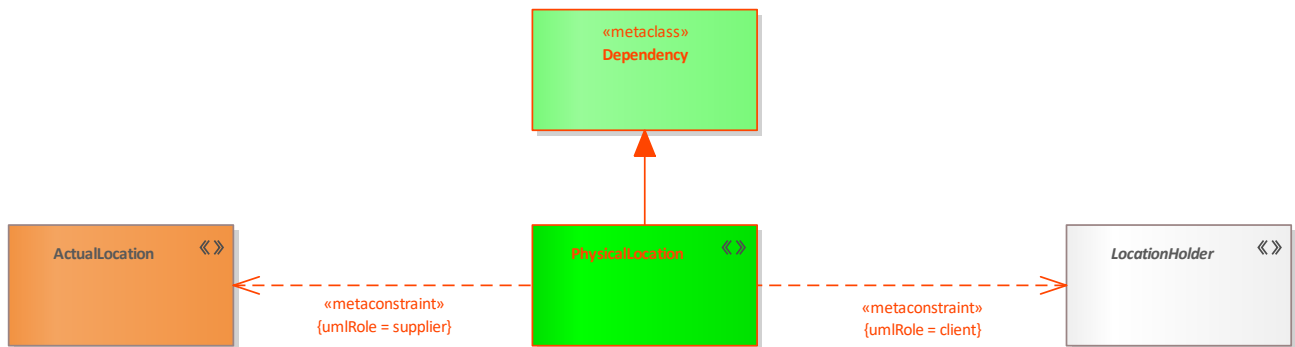


Figure 242: PhysicalLocation

### Elements in Diagram

Name	Definition
<a href="#">ActualLocation</a>	The ActualState that describes a physical location, for example using text to provide an address, Geo-coordinates, etc.
<a href="#">LocationHolder</a>	Abstract type, used to group elements that are allowed to be associated with a Location.
<a href="#">PhysicalLocation</a>	A relationship that expresses that a location holder operates in an actual location.

### Tagged Values

### Relevant Viewpoints

- [L2 - Logical Scenario](#)
- [L3 - Node Interaction](#)
- [P2 - Resource Structure](#)

## 3.187 PhysicalResource

### Definition

An abstract type defining physical resources (i.e. `OrganizationalResource`, `ResourceArtifact` and `NaturalResource`).

### Meta Model

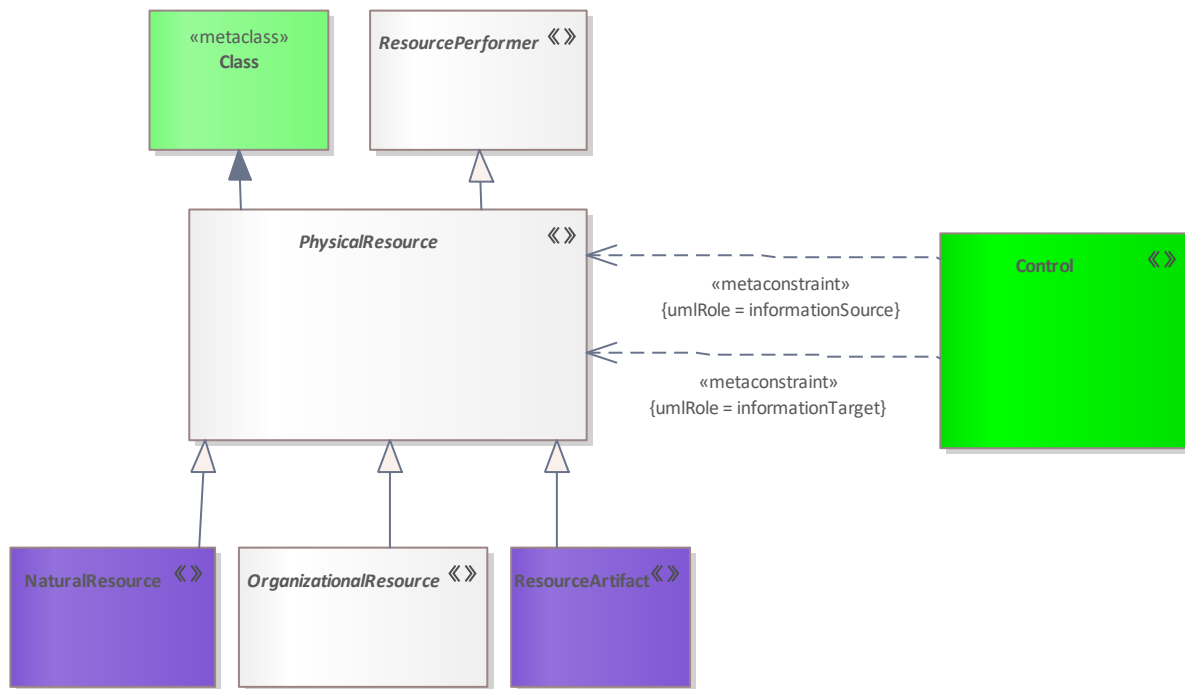


Figure 243: PhysicalResource

### Elements in Diagram

Name	Definition
<a href="#">Control</a>	A type of <code>ResourceExchange</code> that asserts that one <code>PhysicalResource</code> controls another <code>PhysicalResource</code> (i.e. the driver of a vehicle controlling the vehicle speed or direction).
<a href="#">NaturalResource</a>	Type of physical resource that occurs in nature.
<a href="#">OrganizationalResource</a>	An abstract type for Organization, Person Post and Responsibility.
<a href="#">PhysicalResource</a>	An abstract type defining physical resources (i.e. <code>OrganizationalResource</code> , <code>ResourceArtifact</code> and <code>NaturalResource</code> ).
<a href="#">ResourceArtifact</a>	A type of man-made object that contains no human beings (i.e. satellite, radio, petrol, gasoline, etc.).
<a href="#">ResourcePerformer</a>	An abstract type grouping elements that can be the subject of a <code>SecurityConstraint</code> (there are currently no security viewpoints in the NAF).

### Tagged Values

Tag Name	Valid Values
AbstractionLevel	not set, 0, 1, 2, 3, 4, 5, 6, R
URI	String

### Relevant Viewpoints

## 3.188 Post

### Definition

A type of job title or position that a person can fill (e.g. Lawyer, Solution Architect, Machine Operator or Chief Executive Officer).

### Meta Model

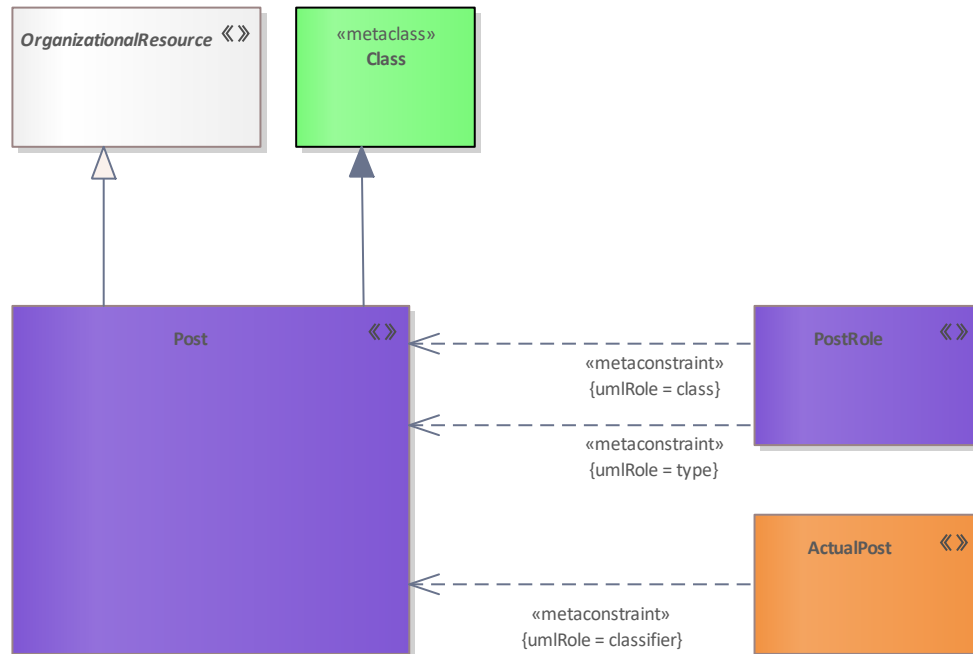


Figure 244: Post

### Elements in Diagram

Name	Definition
<a href="#">ActualPost</a>	An actual, specific post, an instance of a Post "type" - e.g., "President of the United States of America." where the Post would be president.
<a href="#">OrganizationalResource</a>	An abstract type for Organization, Person Post and Responsibility.
<a href="#">Post</a>	A type of job title or position that a person can fill (e.g. Lawyer, Solution Architect, Machine Operator or Chief Executive Officer).
<a href="#">PostRole</a>	A usage of a post in the context of another OrganizationalResource. Creates a whole-part relationship.

### Tagged Values

Tag Name	Valid Values
URI	String
AbstractionLevel	not set, 0, 1, 2, 3, 4, 5, 6, R

### Relevant Viewpoints

- [A2 - Architecture Products](#)
- [C5 - Effects](#)
- [L2 - Logical Scenario](#)
- [L2-L3 - Logical Concept Viewpoint](#)
- [L3 - Node Interaction](#)
- [L4 - Logical Activities](#)
- [P1- Resource Types](#)
- [P2 - Resource Structure](#)
- [Rr - Requirement Realization](#)
- [S2 - Service Structure](#)

## 3.189 PostRole

### Definition

A usage of a post in the context of another OrganizationalResource. Creates a whole-part relationship.

### Meta Model

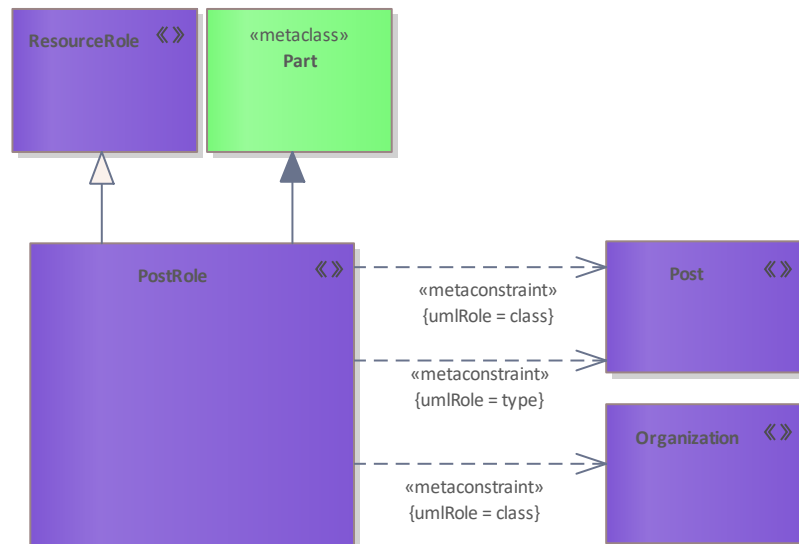


Figure 245: PostRole

### Elements in Diagram

Name	Definition
<a href="#">Organization</a>	A group of OrganizationalResources (Persons, Posts, Organizations and Responsibilities) associated for a particular purpose.
<a href="#">Post</a>	A type of job title or position that a person can fill (e.g. Lawyer, Solution Architect, Machine Operator or Chief Executive Officer).
<a href="#">PostRole</a>	A usage of a post in the context of another OrganizationalResource. Creates a whole-part relationship.
<a href="#">ResourceRole</a>	Usage of a ResourcePerformer in the context of another ResourcePerformer. Creates a whole-part relationship.

### Tagged Values

Tag Name	Valid Values
IT security accreditation	akkreditiert VS-NfD, akkreditiert Geheim, konform VS-NfD, konform Geheim, nicht akkreditiert, keine Relevanz, not set
Programming language	ABAP, Java, PHP, C++, C#, Python, keine Relevanz, not set
roleKind	Part, Component, Used Configuration, Used Physical Architecture, Human Resource, Platform, System, Sub Organisation, Post Role, Responsibility Role, Equipment, Sub System Part, Hosted Software, Artifact Component, Natural Resource Component, Other
SecurityDomain	String
Virtualization level	vollständige Virtualisierung, Paravirtualisierung, Betriebssystemvirtualisierung, nicht virtualisiert, keine Relevanz, not set
Virtualization location	Bare Metal, Hosted, keine Virtualisierung, keine Relevanz, not set
x86 processor architecture	Ja, Nein, begründete Abweichung, keine Relevanz, not set
URI	String

### Relevant Viewpoints

- [L3 - Node Interaction](#)
- [P2 - Resource Structure](#)

## 3.190 ProblemDomain

### Definition

A property associated with a logical architecture, used to specify the scope of the problem.

### Meta Model

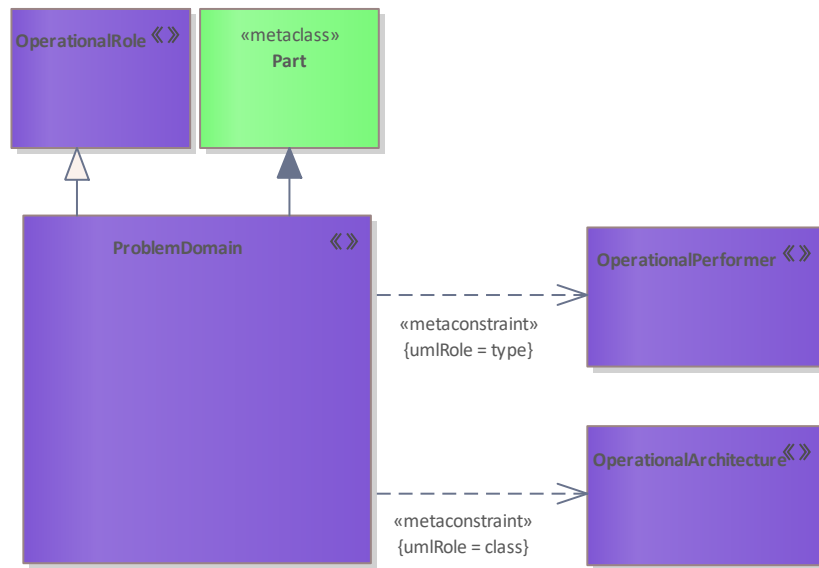


Figure 246: ProblemDomain

### Elements in Diagram

Name	Definition
<a href="#">OperationalArchitecture</a>	A type used to denote a model of the Architecture, described from the Operational perspective.
<a href="#">OperationalPerformer</a>	A logical entity that IsCapableToPerform OperationalActivities which produce, consume and process Resources.
<a href="#">OperationalRole</a>	Usage of a OperationalPerformer or OperationalArchitecture in the context of another OperationalPerformer or OperationalArchitecture. Creates a whole-part relationship.
<a href="#">ProblemDomain</a>	A property associated with a logical architecture, used to specify the scope of the problem.

### Tagged Values

Tag Name	Valid Values
Nationality	UN, NATO-PfP, NATO, DEU, MN, EU, TCN, NLD, National, Unknown, not set
SizeIndicator	Theatre, Armygroup, Army, Corps, Command, Division, Brigade, Regiment, Battalion, Company, Echelon, Platoon, Section, Squad, Team, Unknown, not set
URI	String

### Relevant Viewpoints

- [L2 - Logical Scenario](#)
- [L3 - Node Interaction](#)

## 3.191 ProcessEdge

### Definition

An abstract type that represents a behavior or process (i.e. a Function or OperationalActivity) that can be performed by a Performer.

### Meta Model

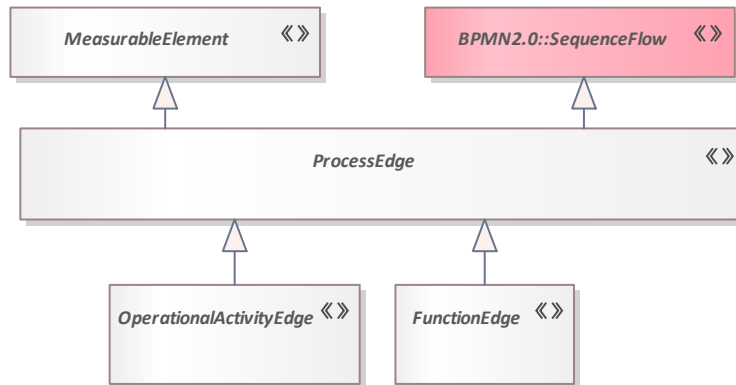


Figure 247: ProcessEdge

### Elements in Diagram

Name	Definition
<a href="#">FunctionEdge</a>	A tuple that shows the flow of Resources (objects/data) between FunctionActions.
<a href="#">MeasurableElement</a>	Abstract type, grouping elements that can be measured by applying MeasurementSets to them.
<a href="#">OperationalActivityEdge</a>	A tuple that shows the flow of Resources (objects/information) between OperationalActivityActions.
<a href="#">ProcessEdge</a>	An abstract type that represents a behavior or process (i.e. a Function or OperationalActivity) that can be performed by a Performer.

### Tagged Values

Tag Name	Valid Values
URI	String

### Relevant Viewpoints

## 3.192 ProcessGeneralization

### Definition

A ProcessGeneralization is a taxonomic relationship between a more general Process and a more specific Process.

### Meta Model

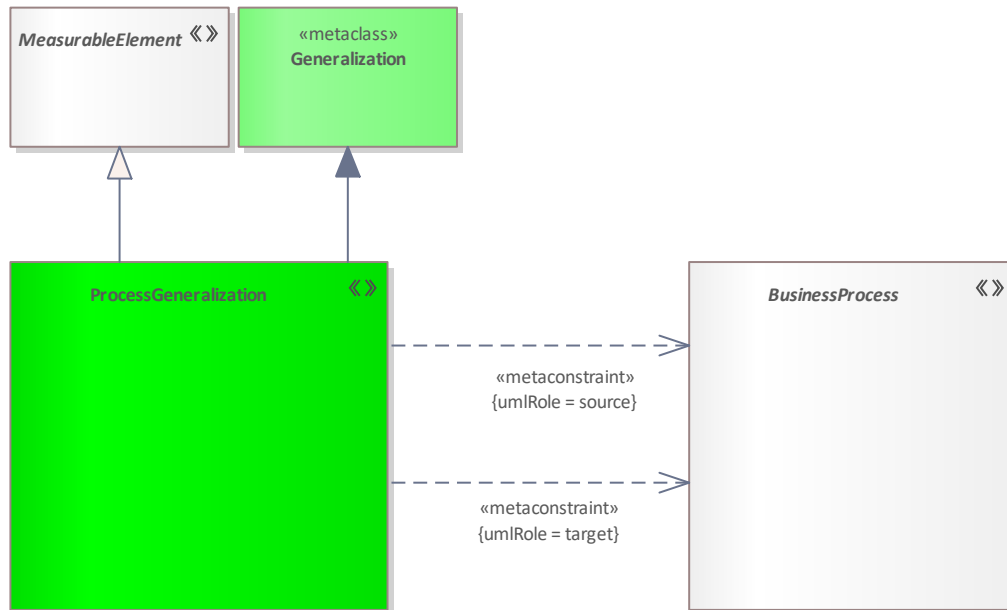


Figure 248: ProcessGeneralization

### Elements in Diagram

Name	Definition
<a href="#">BusinessProcess</a>	An abstract type that represents a behavior or process (i.e. a Function or OperationalActivity) that can be performed by a Performer.
<a href="#">MeasurableElement</a>	Abstract type, grouping elements that can be measured by applying MeasurementSets to them.
<a href="#">ProcessGeneralization</a>	A ProcessGeneralization is a taxonomic relationship between a more general Process and a more specific Process.

### Tagged Values

Tag Name	Valid Values
URI	String

### Relevant Viewpoints

- [L4 - Logical Activities](#)



## 3.193 ProcessMessageFlow

### Definition

A tuple that shows the flow of message between different ActivityPartitions like Pools.

### Meta Model

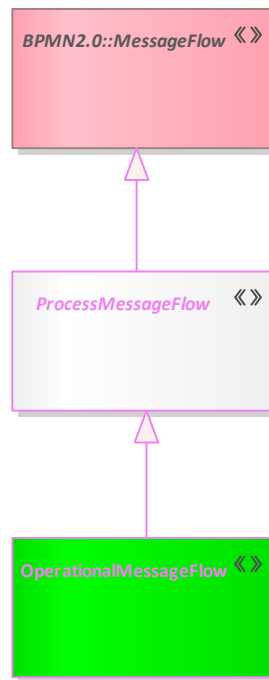


Figure 249: ProcessMessageFlow

### Elements in Diagram

Name	Definition
<a href="#">OperationalMessageFlow</a>	A ProcessMessageFlow that shows the flow of message between OperationalActivityActions of different ActivityPartitions like Pools.
<a href="#">ProcessMessageFlow</a>	A tuple that shows the flow of message between different ActivityPartitions like Pools.

### Tagged Values

### Relevant Viewpoints

## 3.194 ProcessOperation

### Definition

An abstract type that represents a behavior or process (i.e. a Function or OperationalActivity) that can be performed by a Performer.

### Meta Model

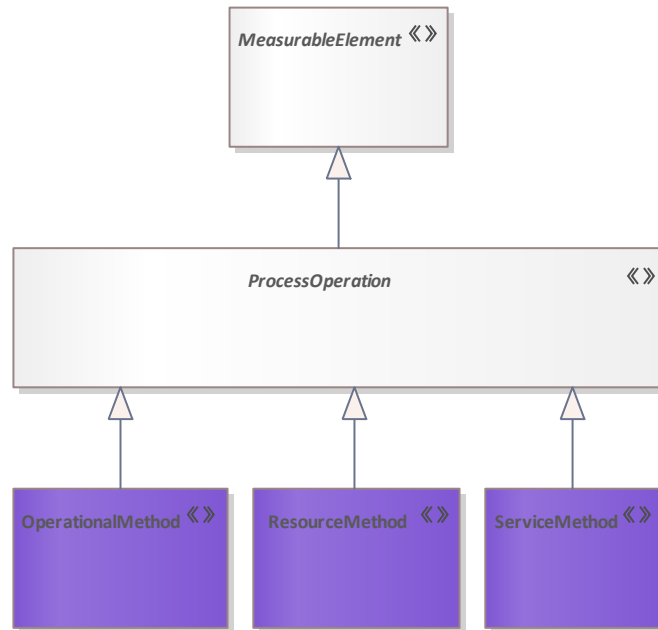


Figure 250: ProcessOperation

### Elements in Diagram

Name	Definition
<a href="#">MeasurableElement</a>	Abstract type, grouping elements that can be measured by applying MeasurementSets to them.
<a href="#">OperationalMethod</a>	behavioral feature of a OperationalPerformer whose behavior is specified in an OperationalActivity.
<a href="#">ProcessOperation</a>	An abstract type that represents a behavior or process (i.e. a Function or OperationalActivity) that can be performed by a Performer.
<a href="#">ResourceMethod</a>	A behavioral feature of a ResourcePerformer whose behavior is specified in a Function.
<a href="#">ServiceMethod</a>	A behavioral feature of a ServiceSpecification whose behavior is specified in a ServiceFunction.

### Tagged Values

Tag Name	Valid Values
URI	String

### Relevant Viewpoints

## 3.195 ProcessParameter

### Definition

An abstract type that represents a behavior or process (i.e. a Function or OperationalActivity) that can be performed by a Performer.

### Meta Model

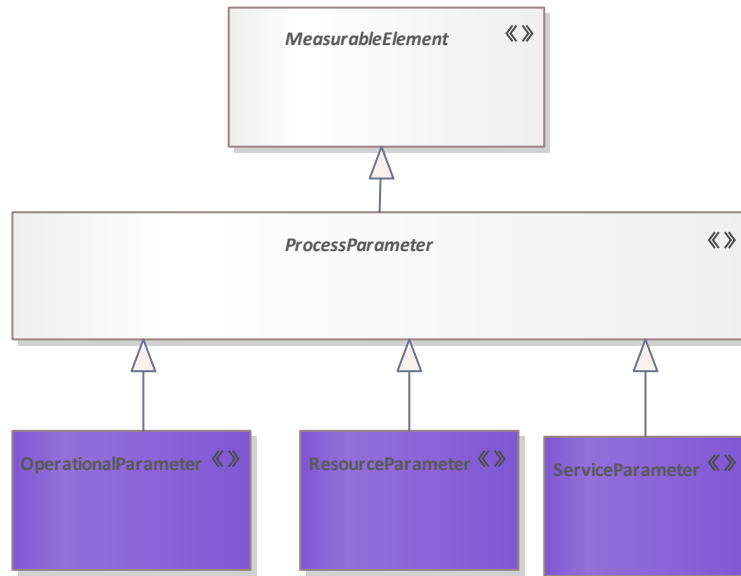


Figure 251: ProcessParameter

### Elements in Diagram

Name	Definition
<a href="#">MeasurableElement</a>	Abstract type, grouping elements that can be measured by applying MeasurementSets to them.
<a href="#">OperationalParameter</a>	A type that represents inputs and outputs of an OperationalActivity. It is typed by an OperationalExchangeItem.
<a href="#">ProcessParameter</a>	An abstract type that represents a behavior or process (i.e. a Function or OperationalActivity) that can be performed by a Performer.
<a href="#">ResourceParameter</a>	A type that represents inputs and outputs of an Function. It is typed by a ResourceInteractionItem.
<a href="#">ServiceParameter</a>	A type that represents inputs and outputs of a ServiceFunction, represents inputs and outputs of a ServiceSpecification.

### Tagged Values

Tag Name	Valid Values
URI	String

### Relevant Viewpoints

## 3.196 ProcessUsage

### Definition

An abstract type that represents a behavior or process (i.e. a Function or OperationalActivity) that can be performed by a Performer or Role.

### Meta Model

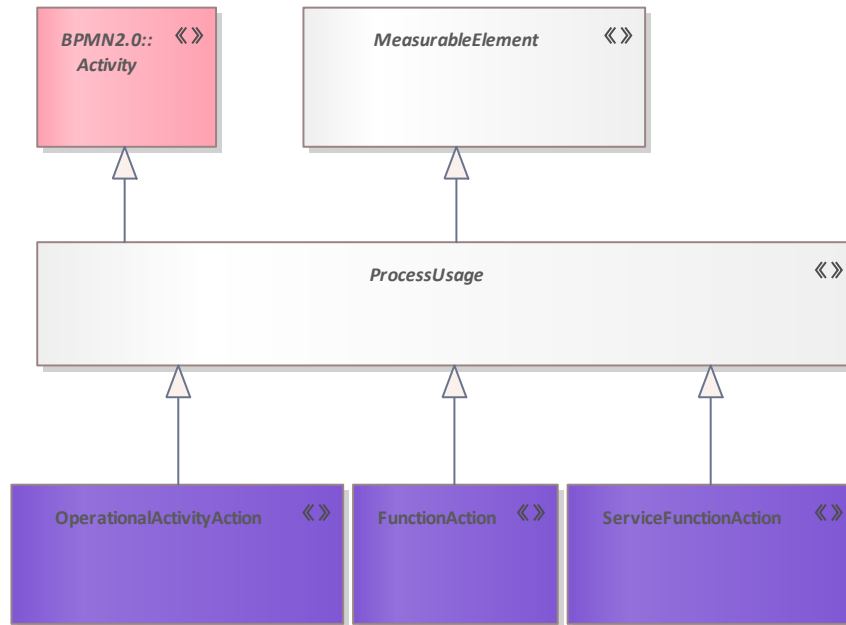


Figure 252: ProcessUsage

### Elements in Diagram

Name	Definition
<a href="#">FunctionAction</a>	A call of a Function indicating that the Function is performed by a ResourceRole in a specific context.
<a href="#">MeasurableElement</a>	Abstract type, grouping elements that can be measured by applying MeasurementSets to them.
<a href="#">OperationalActivityAction</a>	A call of an OperationalActivity in the context of another OperationalActivity.
<a href="#">ProcessUsage</a>	An abstract type that represents a behavior or process (i.e. a Function or OperationalActivity) that can be performed by a Performer or Role.
<a href="#">ServiceFunctionAction</a>	A call of a ServiceFunction in the context of another ServiceFunction.

### Tagged Values

Tag Name	Valid Values
URI	String

### Relevant Viewpoints

## 3.197 Project

### Definition

A type that describes types of time-limited endeavours that are required to meet one or more Capability needs.

### Meta Model

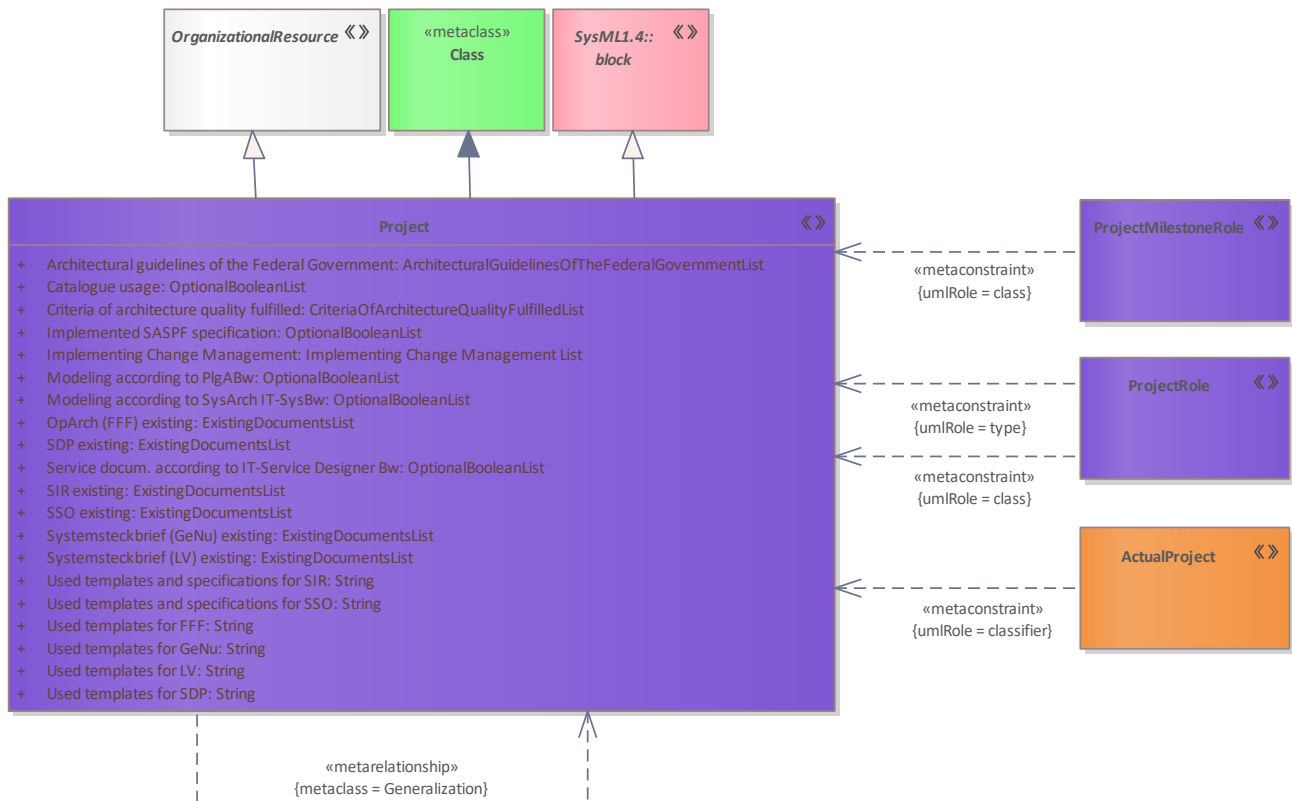


Figure 253: Project

### Elements in Diagram

Name	Definition
<a href="#">ActualProject</a>	A time-limited endeavor to provide a specific set of ActualResource that meet specific Capability needs.
<a href="#">OrganizationalResource</a>	An abstract type for Organization, Person Post and Responsibility.
<a href="#">Project</a>	A type that describes types of time-limited endeavours that are required to meet one or more Capability needs.
<a href="#">ProjectMilestoneRole</a>	The role played by a ProjectMilestone in the context of a Project.
<a href="#">ProjectRole</a>	Usage of a Project in the context of another Project. Creates a whole-part relationship.

### Tagged Values

Tag Name	Valid Values
Architectural guidelines of the Federal Government	berücksichtigt, nicht berücksichtigt, teilweise berücksichtigt, keine Relevanz, not set
Catalogue usage	Ja, Nein, keine Relevanz, not set
Criteria of architecture quality fulfilled	Ja, Teilweise, Nein, keine Relevanz, not set
Implemented SASPF specification	Ja, Nein, keine Relevanz, not set
Implementing Change Management	CPM, RfC bei I1.4, Changeprozess SASPF, kein, keine Relevanz, not set
Modeling according to PlgABw	Ja, Nein, keine Relevanz, not set
Modeling according to SysArch IT-	Ja, Nein, keine Relevanz, not set

SysBw	
OpArch (FFF) existing	zu erstellen, Ja (gemäß Vorgaben), Ja (methodische Mängel), Ja (inhaltliche Mängel), Ja (methodische & inhaltliche Mängel), Nein, keine Relevant, not set
SDP existing	zu erstellen, Ja (gemäß Vorgaben), Ja (methodische Mängel), Ja (inhaltliche Mängel), Ja (methodische & inhaltliche Mängel), Nein, keine Relevant, not set
Service docum. according to IT-Service Designer Bw	Ja, Nein, keine Relevanz, not set
SIR existing	zu erstellen, Ja (gemäß Vorgaben), Ja (methodische Mängel), Ja (inhaltliche Mängel), Ja (methodische & inhaltliche Mängel), Nein, keine Relevant, not set
SSO existing	zu erstellen, Ja (gemäß Vorgaben), Ja (methodische Mängel), Ja (inhaltliche Mängel), Ja (methodische & inhaltliche Mängel), Nein, keine Relevant, not set
Systemsteckbrief (GeNu) existing	zu erstellen, Ja (gemäß Vorgaben), Ja (methodische Mängel), Ja (inhaltliche Mängel), Ja (methodische & inhaltliche Mängel), Nein, keine Relevant, not set
Systemsteckbrief (LV) existing	zu erstellen, Ja (gemäß Vorgaben), Ja (methodische Mängel), Ja (inhaltliche Mängel), Ja (methodische & inhaltliche Mängel), Nein, keine Relevant, not set
Used templates and specifications for SIR	String
Used templates and specifications for SSO	String
Used templates for FFF	String
Used templates for GeNu	String
Used templates for LV	String
Used templates for SDP	String
URI	String
AbstractionLevel	not set, 0, 1, 2, 3, 4, 5, 6, R

### Relevant Viewpoints

- [Cr - Capability Roadmap](#)
- [L2 - Logical Scenario](#)
- [L3 - Node Interaction](#)
- [L4 - Logical Activities](#)
- [Lr - Lines of Development](#)
- [Pr - Configuration Management](#)
- [Sr - Service Roadmap](#)

## 3.198 ProjectMilestone

### Definition

A type of event in a Project by which progress is measured.

### Meta Model

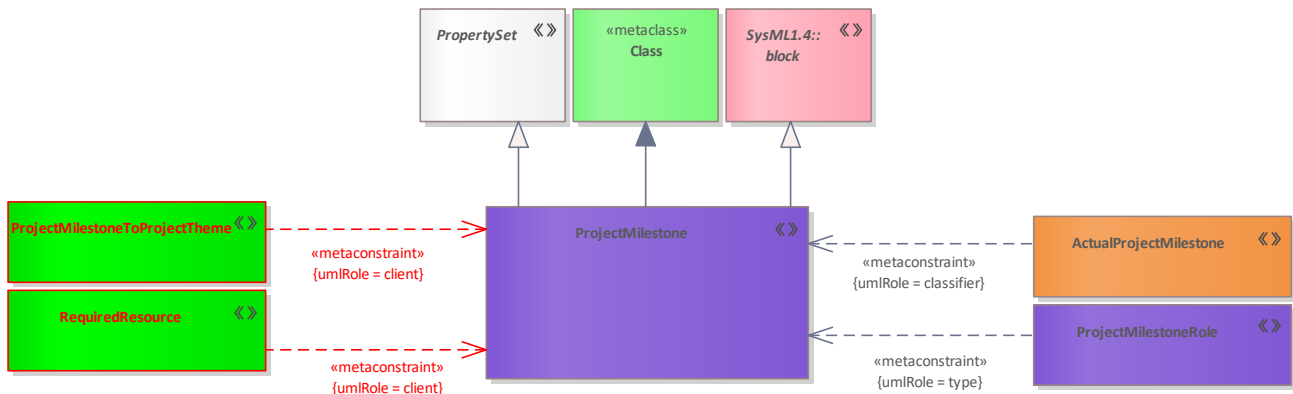


Figure 254: ProjectMilestone

### Elements in Diagram

Name	Definition
<a href="#">ActualProjectMilestone</a>	An event with a start date in a ActualProject from which progress is measured.
<a href="#">ProjectMilestone</a>	A type of event in a Project by which progress is measured.
<a href="#">ProjectMilestoneRole</a>	The role played by a ProjectMilestone in the context of a Project.
<a href="#">ProjectMilestoneToProjectTheme</a>	A relationship that expresses which project theme is handled by which project milestone.
<a href="#">PropertySet</a>	An abstract type grouping architectural elements that can own Measurements.
<a href="#">RequiredResource</a>	Relationship that indicates which resources a project milestone requires

### Tagged Values

Tag Name	Valid Values
URI	String

### Relevant Viewpoints

- [Cr - Capability Roadmap](#)
- [Lr - Lines of Development](#)
- [Pr - Configuration Management](#)
- [Sr - Service Roadmap](#)

## 3.199 ProjectMilestoneRole

### Definition

The role played by a ProjectMilestone in the context of a Project.

### Meta Model

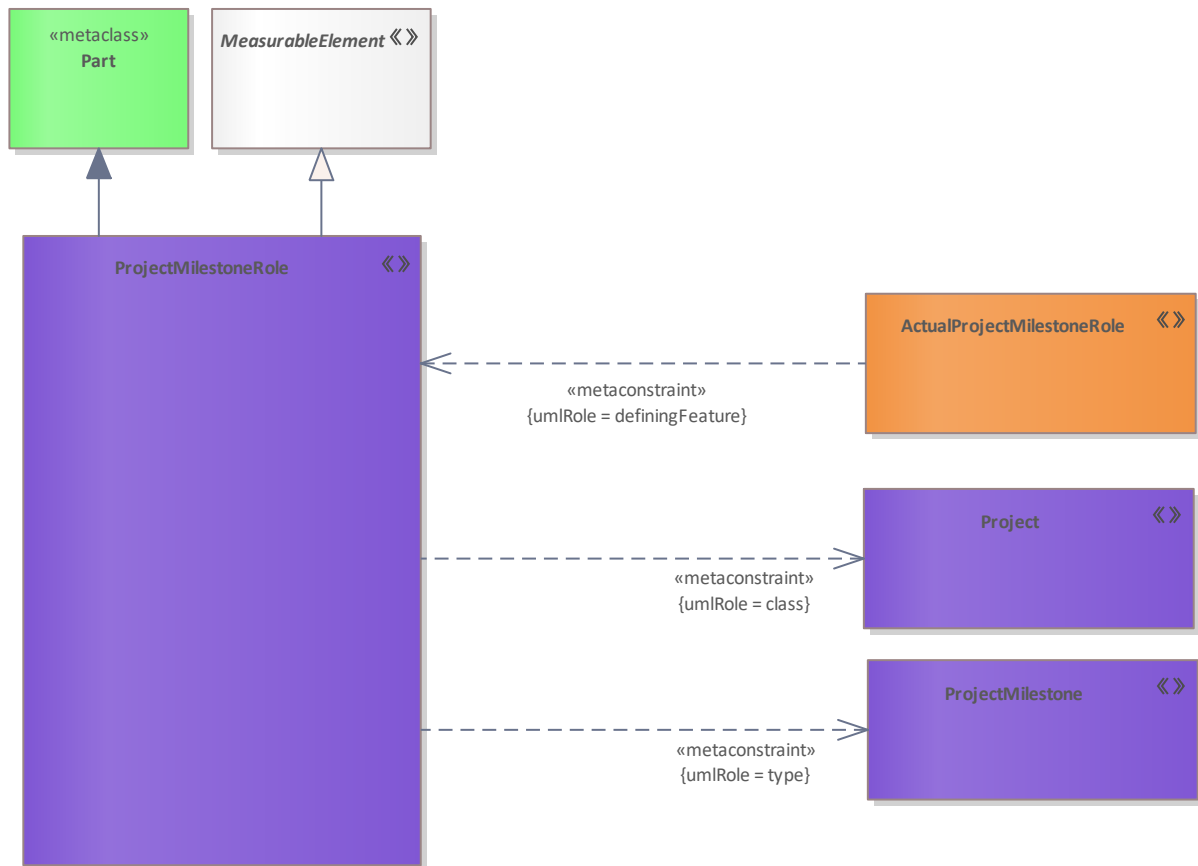


Figure 255: ProjectMilestoneRole

### Elements in Diagram

Name	Definition
<a href="#">ActualProjectMilestoneRole</a>	An ActualProjectMilestone that is applied to a ProjectMilestoneRole.
<a href="#">MeasurableElement</a>	Abstract type, grouping elements that can be measured by applying MeasurementSets to them.
<a href="#">Project</a>	A type that describes types of time-limited endeavours that are required to meet one or more Capability needs.
<a href="#">ProjectMilestone</a>	A type of event in a Project by which progress is measured.
<a href="#">ProjectMilestoneRole</a>	The role played by a ProjectMilestone in the context of a Project.

### Tagged Values

Tag Name	Valid Values
URI	String

### Relevant Viewpoints

- [Cr - Capability Roadmap](#)
- [Lr - Lines of Development](#)
- [Pr - Configuration Management](#)
- [Sr - Service Roadmap](#)



## 3.200 ProjectMilestoneToProjectTheme

### Definition

A relationship that expresses which project theme is handled by which project milestone.

### Meta Model

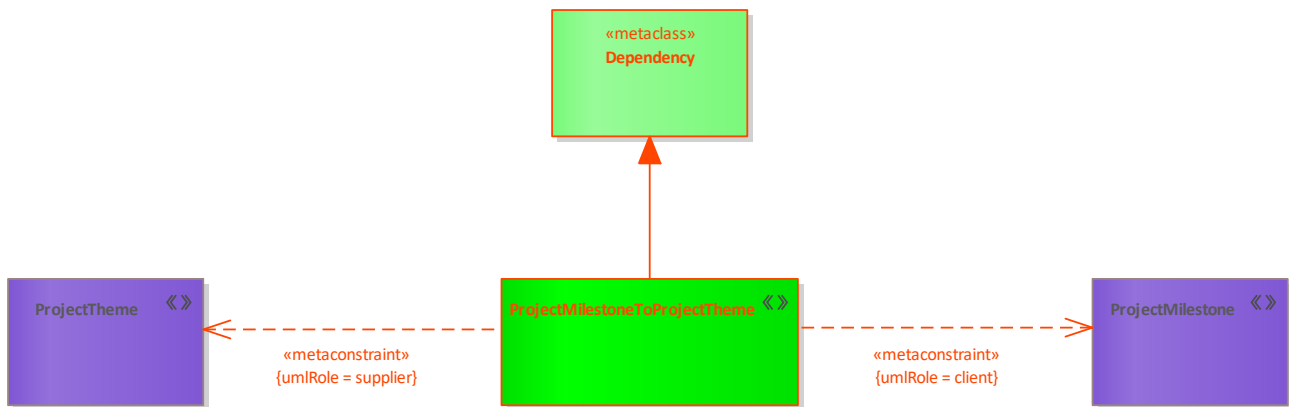


Figure 256: ProjectMilestoneToProjectTheme

### Elements in Diagram

Name	Definition
<a href="#">ProjectMilestone</a>	A type of event in a Project by which progress is measured.
<a href="#">ProjectMilestoneToProjectTheme</a>	A relationship that expresses which project theme is handled by which project milestone.
<a href="#">ProjectTheme</a>	A property of a ProjectMilestone that captures an aspect by which the progress of ActualProjects may be measured.

### Tagged Values

#### Relevant Viewpoints

- [Cr - Capability Roadmap](#)
- [Lr - Lines of Development](#)
- [Pr - Configuration Management](#)
- [Sr - Service Roadmap](#)

## 3.201 ProjectProvidesFunction

### Definition

Relation stats that a project realizes a function.

### Meta Model

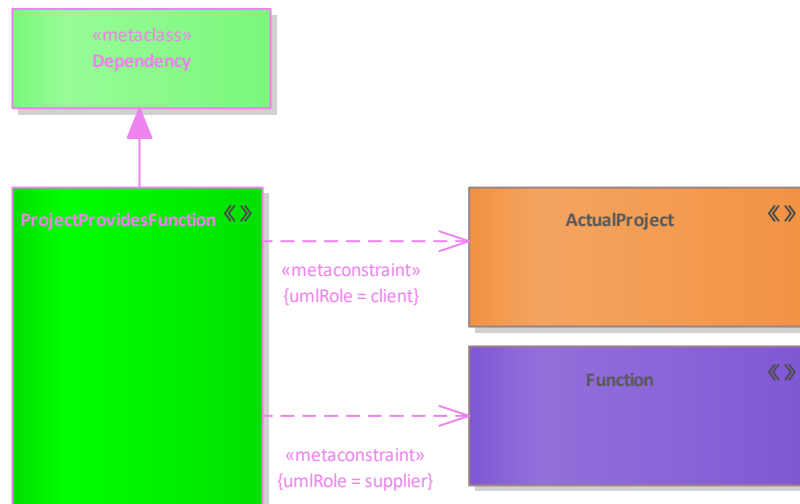


Figure 257: ProjectProvidesFunction

### Elements in Diagram

Name	Definition
<a href="#">ActualProject</a>	A time-limited endeavor to provide a specific set of ActualResource that meet specific Capability needs.
<a href="#">Function</a>	An Activity which is specified in the context to the ResourcePerformer (human or machine) that IsCapableToPerform it.
<a href="#">ProjectProvidesFunction</a>	Relation stats that a project realizes a function.

### Tagged Values

### Relevant Viewpoints

- [P2 - Resource Structure](#)

## 3.202 ProjectRole

### Definition

Usage of a Project in the context of another Project. Creates a whole-part relationship.

### Meta Model

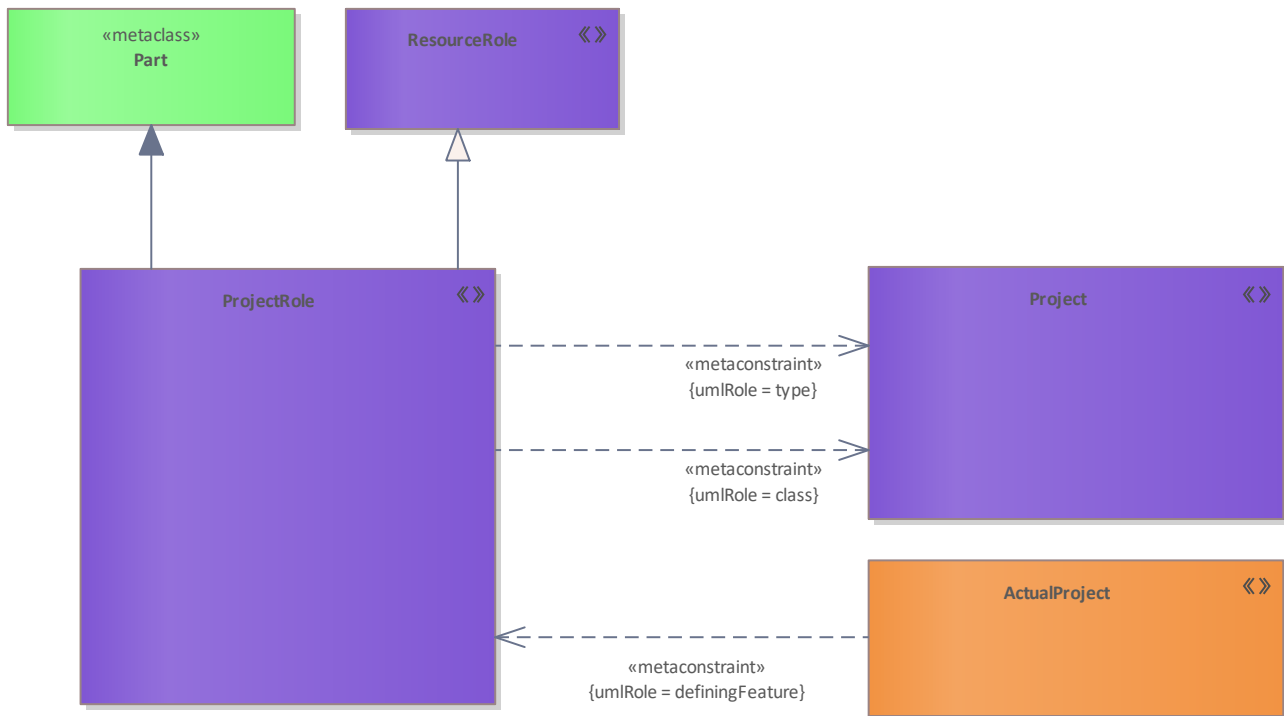


Figure 258: ProjectRole

### Elements in Diagram

Name	Definition
<a href="#">ActualProject</a>	A time-limited endeavor to provide a specific set of ActualResource that meet specific Capability needs.
<a href="#">Project</a>	A type that describes types of time-limited endeavours that are required to meet one or more Capability needs.
<a href="#">ProjectRole</a>	Usage of a Project in the context of another Project. Creates a whole-part relationship.
<a href="#">ResourceRole</a>	Usage of a ResourcePerformer in the context of another ResourcePerformer. Creates a whole-part relationship.

### Tagged Values

Tag Name	Valid Values
IT security accreditation	akkreditiert VS-NfD, akkreditiert Geheim, konform VS-NfD, konform Geheim, nicht akkreditiert, keine Relevanz, not set
Programming language	ABAP, Java, PHP, C++, C#, Python, keine Relevanz, not set
roleKind	Part, Component, Used Configuration, Used Physical Architecture, Human Resource, Platform, System, Sub Organisation, Post Role, Responsibility Role, Equipment, Sub System Part, Hosted Software, Artifact Component, Natural Resource Component, Other
SecurityDomain	String
Virtualization level	vollständige Virtualisierung, Paravirtualisierung, Betriebssystemvirtualisierung, nicht virtualisiert, keine Relevant, not set

Virtualization location	Bare Metal, Hosted, keine Virtualisierung, keine Relevanz, not set
x86 processor architecture	Ja, Nein, begründete Abweichung, keine Relevanz, not set
URI	String

## Relevant Viewpoints

## 3.203 ProjectSequence

### Definition

A tuple between two ActualProjects that denotes one ActualProject cannot start before the previous ActualProject is finished.

### Meta Model

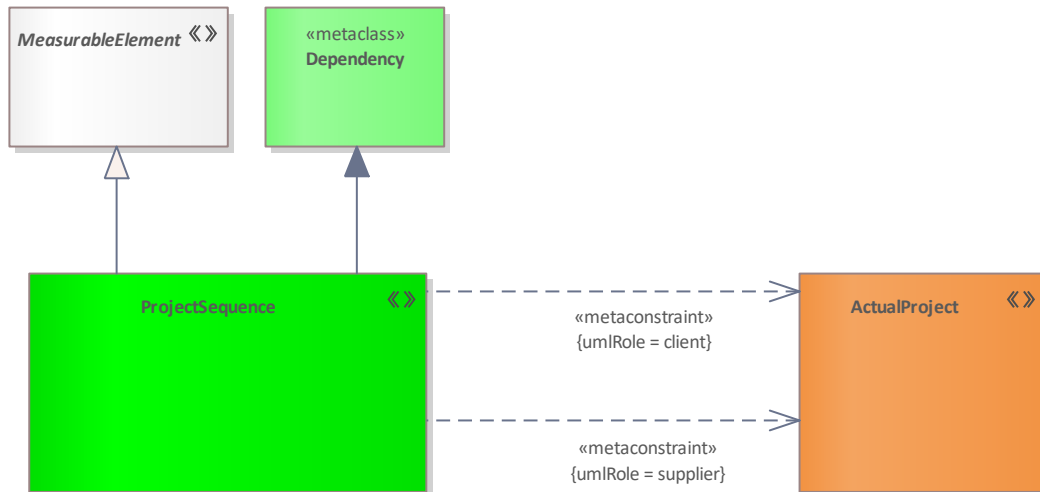


Figure 259: ProjectSequence

### Elements in Diagram

Name	Definition
<a href="#">ActualProject</a>	A time-limited endeavor to provide a specific set of ActualResource that meet specific Capability needs.
<a href="#">MeasurableElement</a>	Abstract type, grouping elements that can be measured by applying MeasurementSets to them.
<a href="#">ProjectSequence</a>	A tuple between two ActualProjects that denotes one ActualProject cannot start before the previous ActualProject is finished.

### Tagged Values

Tag Name	Valid Values
URI	String

### Relevant Viewpoints

- [Cr - Capability Roadmap](#)
- [Lr - Lines of Development](#)
- [Pr - Configuration Management](#)
- [Sr - Service Roadmap](#)

## 3.204 ProjectStatus

### Definition

The status (i.e. level of progress) of a ProjectTheme for an ActualProject at the time of the ActualProjectMilestone.

### Meta Model

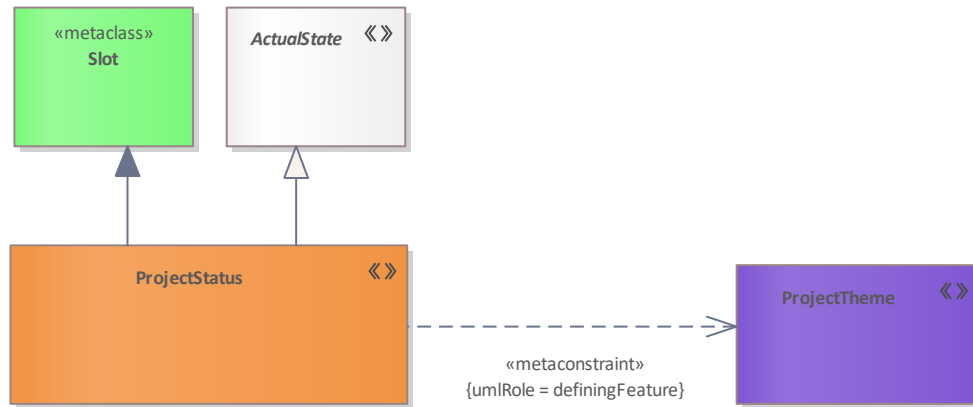


Figure 260: ProjectStatus

### Elements in Diagram

Name	Definition
<a href="#">ActualState</a>	Abstract element that applies temporal extent to a set of elements realized as Instance Specifications.
<a href="#">ProjectStatus</a>	The status (i.e. level of progress) of a ProjectTheme for an ActualProject at the time of the ActualProjectMilestone.
<a href="#">ProjectTheme</a>	A property of a ProjectMilestone that captures an aspect by which the progress of ActualProjects may be measured.

### Tagged Values

Tag Name	Valid Values
endDate	endDate
startDate	startDate
URI	String

### Relevant Viewpoints

## 3.205 ProjectSupportActivity

### Definition

Relation stats that a project supports an activity.

### Meta Model

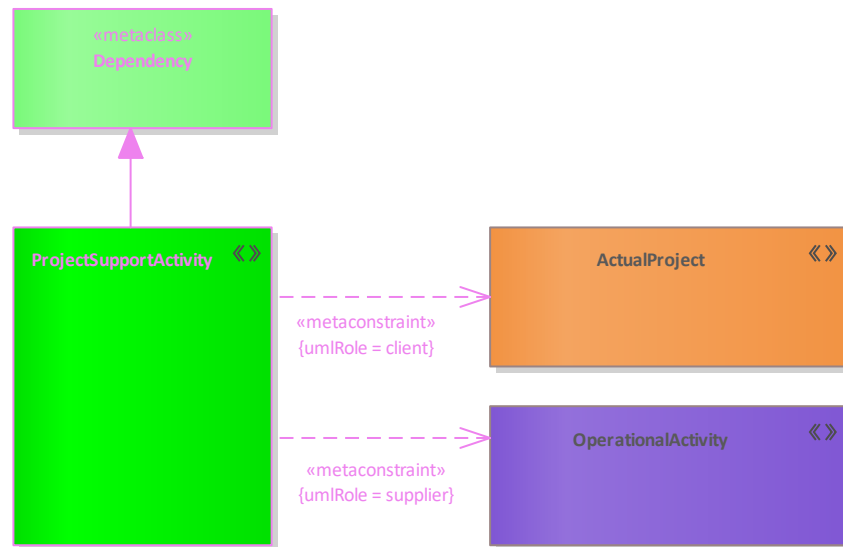


Figure 261: ProjectSupportActivity

### Elements in Diagram

Name	Definition
<a href="#">ActualProject</a>	A time-limited endeavor to provide a specific set of ActualResource that meet specific Capability needs.
<a href="#">OperationalActivity</a>	An Activity that captures a logical process, specified independently of how the process is carried out.
<a href="#">ProjectSupportActivity</a>	Relation stats that a project supports an activity.

### Tagged Values

### Relevant Viewpoints

- [P2 - Resource Structure](#)

## 3.206 ProjectTheme

### Definition

A property of a ProjectMilestone that captures an aspect by which the progress of ActualProjects may be measured.

### Meta Model

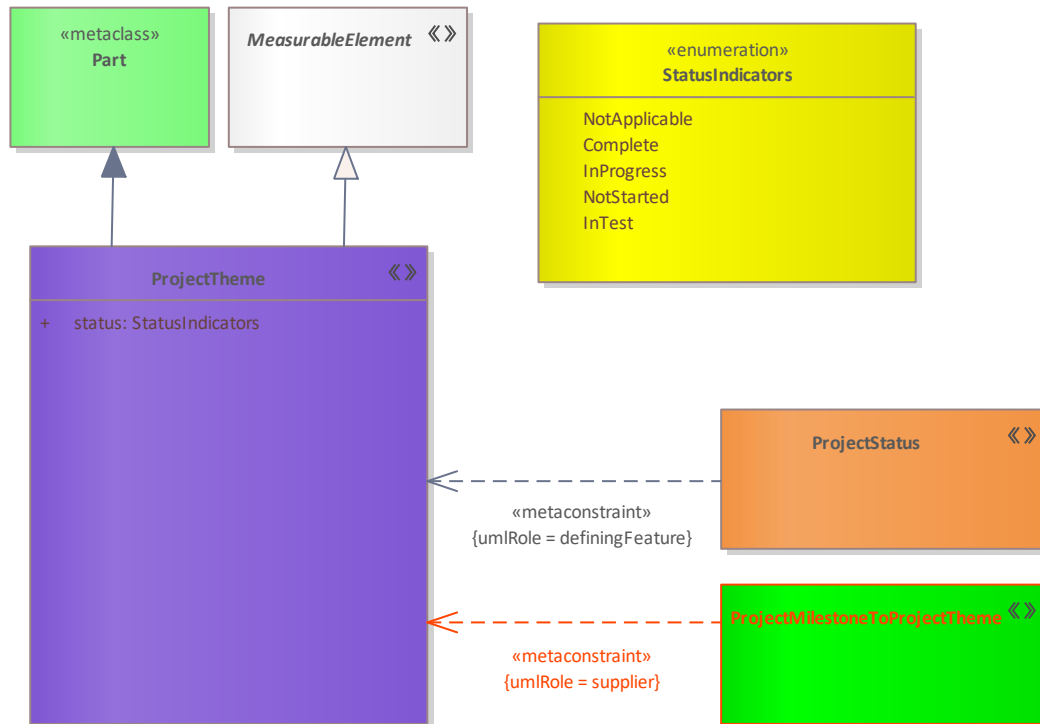


Figure 262: ProjectTheme

### Elements in Diagram

Name	Definition
<a href="#">MeasurableElement</a>	Abstract type, grouping elements that can be measured by applying MeasurementSets to them.
<a href="#">ProjectMilestoneToProjectTheme</a>	A relationship that expresses which project theme is handled by which project milestone.
<a href="#">ProjectStatus</a>	The status (i.e. level of progress) of a ProjectTheme for an ActualProject at the time of the ActualProjectMilestone.
<a href="#">ProjectTheme</a>	A property of a ProjectMilestone that captures an aspect by which the progress of ActualProjects may be measured.

### Tagged Values

Tag Name	Valid Values
status	NotApplicable, Complete, InProgress, NotStarted, InTest
URI	String

### Relevant Viewpoints

- [Lr - Lines of Development](#)



## 3.207 PropertySet

### Definition

An abstract type grouping architectural elements that can own Measurements.

### Meta Model

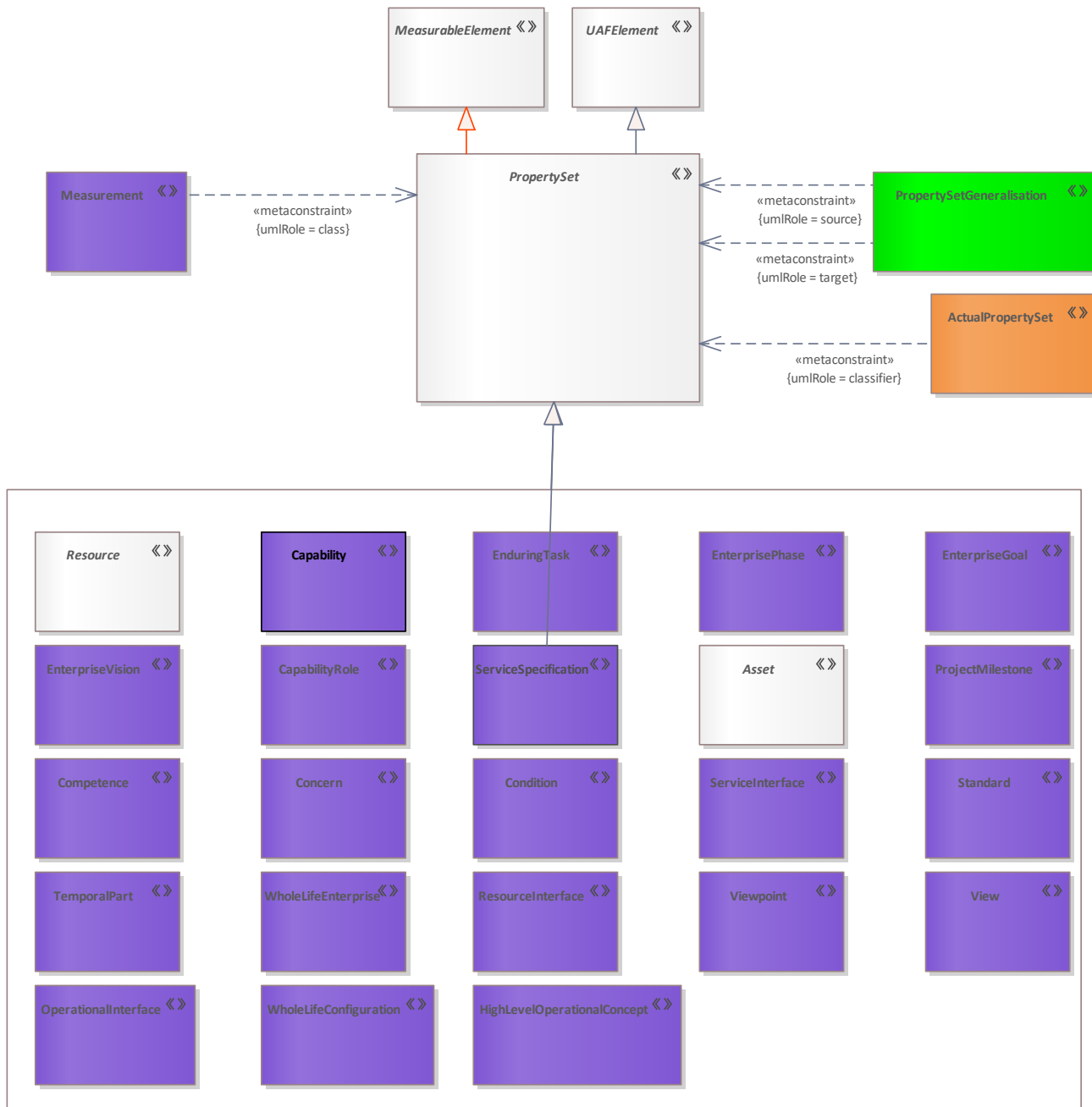


Figure 263: PropertySet

### Elements in Diagram

Name	Definition
<a href="#">ActualPropertySet</a>	A set or collection of Actual properties.
<a href="#">Asset</a>	Asset as applied to Security views, an abstract type that indicates the types of elements that can be considered as a subject for security analysis.
<a href="#">Capability</a>	A high level specification of the enterprise's ability to execute a specified course of action.
<a href="#">CapabilityRole</a>	A high level specification of the enterprise's ability to execute a specified course of action.

Name	Definition
<a href="#">Competence</a>	A specific set of abilities defined by knowledge, skills and aptitude.
<a href="#">Concern</a>	Interest in an EnterprisePhase (EnterprisePhase is synonym for System in ISO 42010) relevant to one or more of its stakeholders.
<a href="#">Condition</a>	A type that defines the Location, Environment and/or GeoPoliticalExtent.
<a href="#">EnduringTask</a>	A type of template behavior recognized by an enterprise as being essential to achieving its goals - i.e. a template for a strategic specification of what the enterprise does.
<a href="#">EnterpriseGoal</a>	A statement about a state or condition of the enterprise to be brought about or sustained through appropriate Means. An EnterpriseGoal amplifies an EnterpriseVision that is, it indicates what must be satisfied on a continuing basis to effectively attain t
<a href="#">EnterprisePhase</a>	A current or future state of the wholeLifeEnterprise or another EnterprisePhase.
<a href="#">EnterpriseVision</a>	A Vision describes the future state of the enterprise, without regard to how it is to be achieved.
<a href="#">HighLevelOperationalConcept</a>	Describes the Resources and Locations required to meet an operational scenario from an integrated systems point of view. It is used to communicate overall quantitative and qualitative system characteristics to stakeholders
<a href="#">MeasurableElement</a>	Abstract type, grouping elements that can be measured by applying MeasurementSets to them.
<a href="#">Measurement</a>	A property of an element representing something in the physical world, expressed in amounts of a unit of measure.
<a href="#">Measurement</a>	A property of an element representing something in the physical world, expressed in amounts of a unit of measure.
<a href="#">Measurement</a>	A property of an element representing something in the physical world, expressed in amounts of a unit of measure.
<a href="#">OperationalInterface</a>	A declaration that specifies a contract between the OperationalPerformer it is related to, and any other OperationalPerformers it can interact with.
<a href="#">ProjectMilestone</a>	A type of event in a Project by which progress is measured.
<a href="#">PropertySet</a>	An abstract type grouping architectural elements that can own Measurements.
<a href="#">PropertySetGeneralisation</a>	A PropertySetGeneralization is a taxonomic relationship between a more general PropertySet and a more specific PropertySet.
<a href="#">Resource</a>	Abstract element grouping for all elements that can be conveyed by an Exchange.
<a href="#">ResourceInterface</a>	A declaration that specifies a contract between the ResourcePerformers it is related to and any other ResourcePerformers it can interact with. It is also intended to be an implementation of a specification of an Interface in the Business and/or Service la
<a href="#">ServiceInterface</a>	A contract that defines the ServiceMethods and ServiceMessageHandlers that the ServiceSpecification realizes.
<a href="#">ServiceSpecification</a>	The specification of a set of functionality provided one element for the use of others.
<a href="#">Standard</a>	A ratified and peer-reviewed specification that is used to guide or constrain the architecture. A Standard may be applied to any element in the architecture.
<a href="#">TemporalPart</a>	A current or future state of the wholeLifeEnterprise or another EnterprisePhase.
<a href="#">UAFEelement</a>	Abstract super type for all of the UAF elements. It provides a way for all of the UAF elements to have a common set of properties.
<a href="#">View</a>	An architecture view expresses the architecture of the system-of-interest in accordance with an architecture viewpoint (or simply, viewpoint). [ISO/IEC/IEEE 42010:2011(E)].
<a href="#">Viewpoint</a>	An architecture viewpoint frames (to formulate or construct in a particular style or language) one or more concerns. A concern can be framed by more than one viewpoint. [ISO/IEC/IEEE 42010:2011(E)].
<a href="#">WholeLifeConfiguration</a>	A set of VersionedElements.

Name	Definition
<a href="#">WholeLifeEnterprise</a>	A WholeLifeEnterprise is a purposeful endeavor of any size involving people, organizations and supporting systems. It is made up of TemporalParts and StructuralParts.

### Tagged Values

Tag Name	Valid Values
URI	String

### Relevant Viewpoints

## 3.208 PropertySetGeneralisation

### Definition

A PropertySetGeneralization is a taxonomic relationship between a more general PropertySet and a more specific PropertySet.

### Meta Model

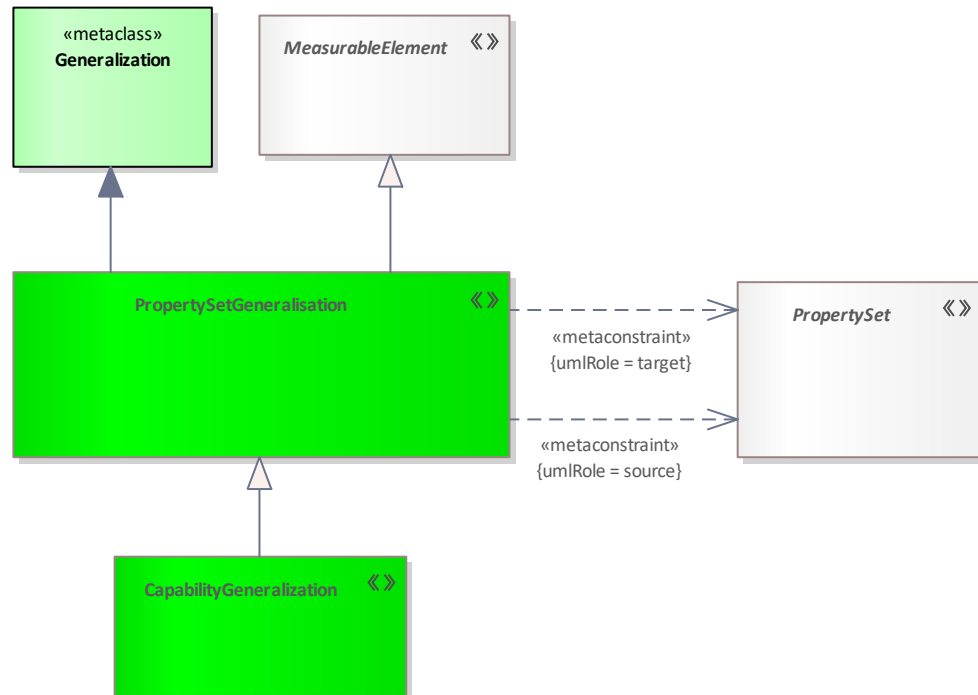


Figure 264: PropertySetGeneralisation

### Elements in Diagram

Name	Definition
<a href="#">CapabilityGeneralization</a>	A CapabilityGeneralization is a taxonomic relationship between a more general Capability and a more specific Capability.
<a href="#">MeasurableElement</a>	Abstract type, grouping elements that can be measured by applying MeasurementSets to them.
<a href="#">PropertySet</a>	An abstract type grouping architectural elements that can own Measurements.
<a href="#">PropertySetGeneralisation</a>	A PropertySetGeneralization is a taxonomic relationship between a more general PropertySet and a more specific PropertySet.

### Tagged Values

Tag Name	Valid Values
URI	String

### Relevant Viewpoints

- [L1 - Node Types](#)
- [P1- Resource Types](#)

## 3.209 Protocol

### Definition

A Standard for communication over a network. Protocols may be composite, represented as a ProtocolStack made up of ProtocolLayers.

### Meta Model

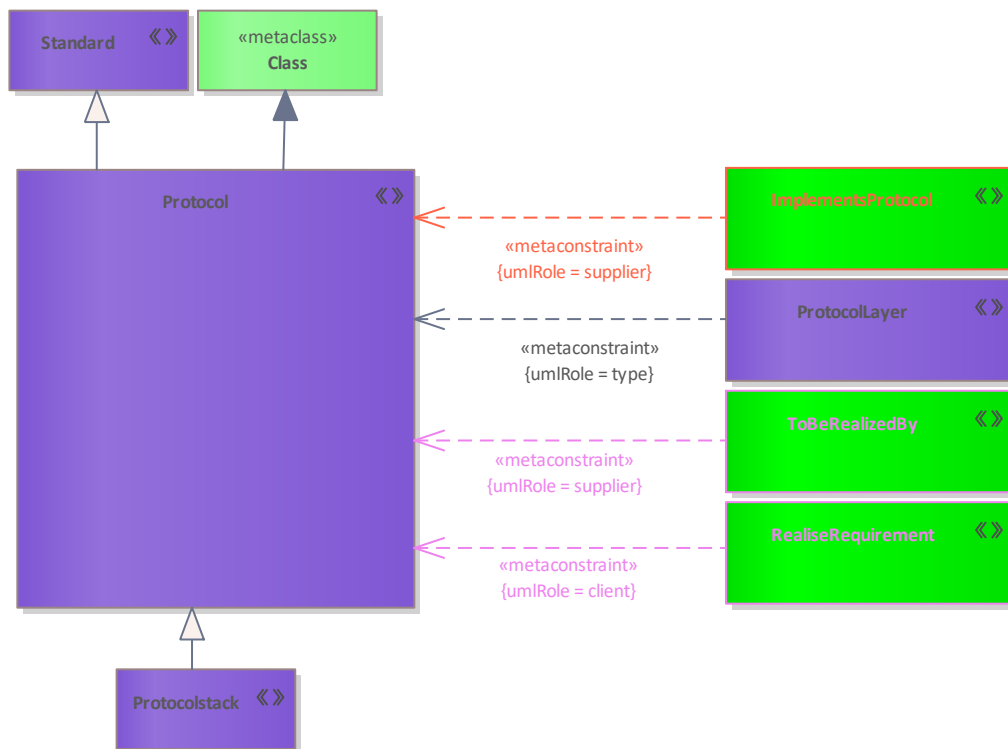


Figure 265: Protocol

### Elements in Diagram

Name	Definition
<a href="#">ImplementsProtocol</a>	A relationship that expresses which protocol implements an architectural element.
<a href="#">Protocol</a>	A Standard for communication over a network. Protocols may be composite, represented as a ProtocolStack made up of ProtocolLayers.
<a href="#">ProtocolLayer</a>	Usage of a Protocol in the context of another Protocol. Creates a whole-part relationship.
<a href="#">Protocolstack</a>	A sub type of Protocol that contains the ProtocolLayers, defining a complete stack.
<a href="#">RealiseRequirement</a>	Relation states that a functional or non-functional requirement is realized through this element.
<a href="#">Standard</a>	A ratified and peer-reviewed specification that is used to guide or constrain the architecture. A Standard may be applied to any element in the architecture.
<a href="#">ToBeRealizedBy</a>	Relation states that a functional or non-functional requirement should be realized through this element.

### Tagged Values

Tag Name	Valid Values
AbstractionLevel	not set, 0, 1, 2, 3, 4, 5, 6, R
mandatedDate	mandatedDate
retiredDate	retiredDate
URI	String

## Relevant Viewpoints

- [A8 - Standards](#)
- [P3 - Resource Connectivity](#)
- [Rr - Requirement Realization](#)

## 3.210 ProtocolImplementation

### Definition

An abstract type grouping architectural elements that can implement Protocols.

### Meta Model

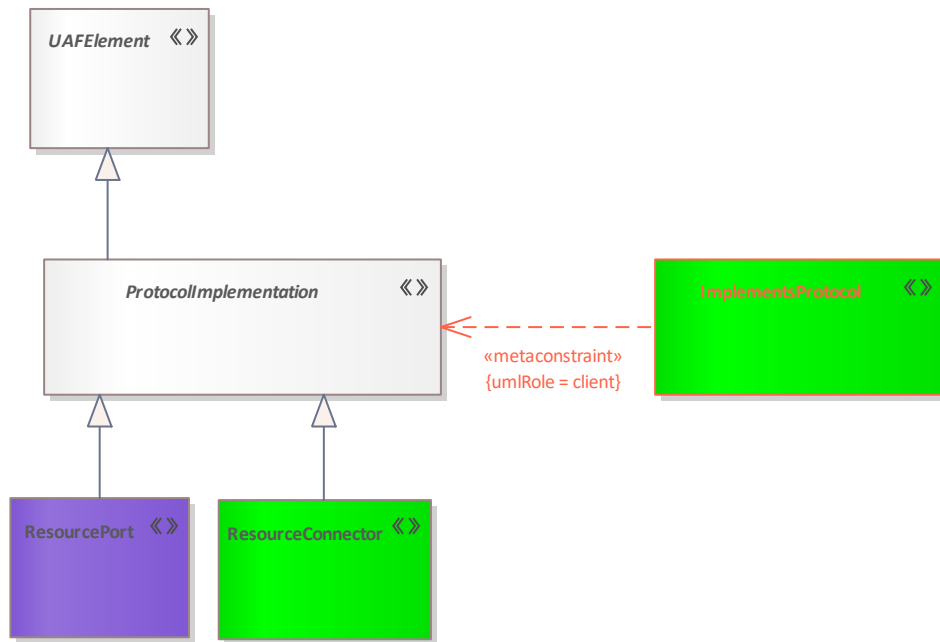


Figure 266: ProtocolImplementation

### Elements in Diagram

Name	Definition
<a href="#">ImplementsProtocol</a>	A relationship that expresses which protocol implements an architectural element.
<a href="#">ProtocolImplementation</a>	An abstract type grouping architectural elements that can implement Protocols.
<a href="#">ResourceConnector</a>	A channel for exchange between two ResourceRoles.
<a href="#">ResourcePort</a>	An interaction point for a ResourcePerformer through which it can interact with the outside environment and which is defined by a ResourceInterface.
<a href="#">UAFElement</a>	Abstract super type for all of the UAF elements. It provides a way for all of the UAF elements to have a common set of properties.

### Tagged Values

Tag Name	Valid Values
URI	String

### Relevant Viewpoints

## 3.211 ProtocolLayer

### Definition

Usage of a Protocol in the context of another Protocol. Creates a whole-part relationship.

### Meta Model

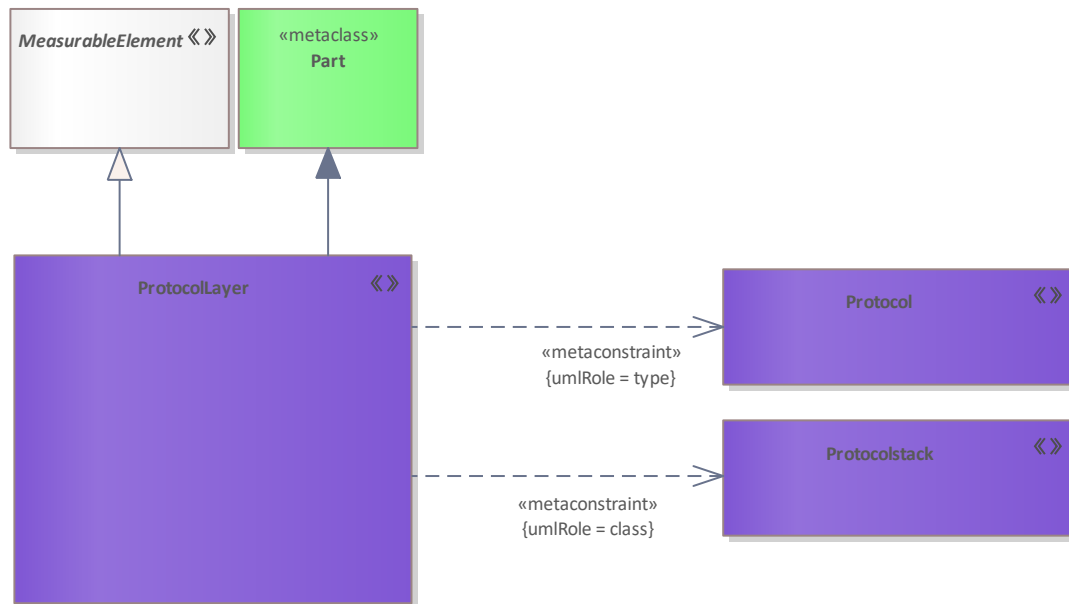


Figure 267: ProtocolLayer

### Elements in Diagram

Name	Definition
<a href="#">MeasurableElement</a>	Abstract type, grouping elements that can be measured by applying MeasurementSets to them.
<a href="#">Protocol</a>	A Standard for communication over a network. Protocols may be composite, represented as a ProtocolStack made up of ProtocolLayers.
<a href="#">ProtocolLayer</a>	Usage of a Protocol in the context of another Protocol. Creates a whole-part relationship.
<a href="#">Protocolstack</a>	A sub type of Protocol that contains the ProtocolLayers, defining a complete stack.

### Tagged Values

Tag Name	Valid Values
URI	String

### Relevant Viewpoints

- [A8 - Standards](#)
- [P3 - Resource Connectivity](#)



## 3.212 Protocolstack

### Definition

A sub type of Protocol that contains the ProtocolLayers, defining a complete stack.

### Meta Model

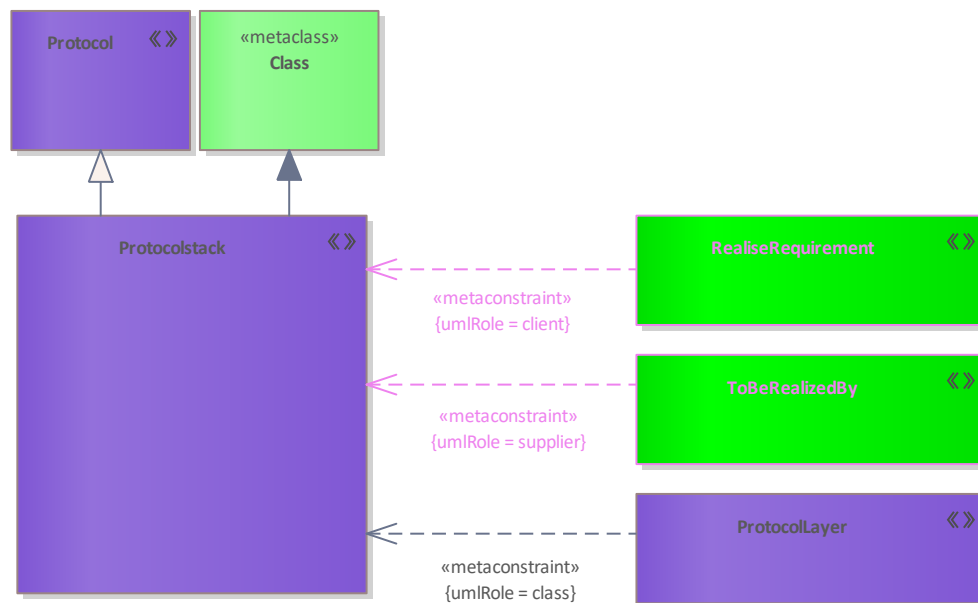


Figure 268: Protocolstack

### Elements in Diagram

Name	Definition
<a href="#">Protocol</a>	A Standard for communication over a network. Protocols may be composite, represented as a ProtocolStack made up of ProtocolLayers.
<a href="#">ProtocolLayer</a>	Usage of a Protocol in the context of another Protocol. Creates a whole-part relationship.
<a href="#">Protocolstack</a>	A sub type of Protocol that contains the ProtocolLayers, defining a complete stack.
<a href="#">RealiseRequirement</a>	Relation states that a functional or non-functional requirement is realized through this element.
<a href="#">ToBeRealizedBy</a>	Relation states that a functional or non-functional requirement should be realized through this element.

### Tagged Values

Tag Name	Valid Values
AbstractionLevel	not set, 0, 1, 2, 3, 4, 5, 6, R
mandatedDate	mandatedDate
retiredDate	retiredDate
URI	String

### Relevant Viewpoints

- [A8 - Standards](#)
- [P3 - Resource Connectivity](#)
- [Rr - Requirement Realization](#)

## 3.213 ProvidedServiceLevel

### Definition

A sub type of ActualService that details a specific service level delivered by the provider.

### Meta Model

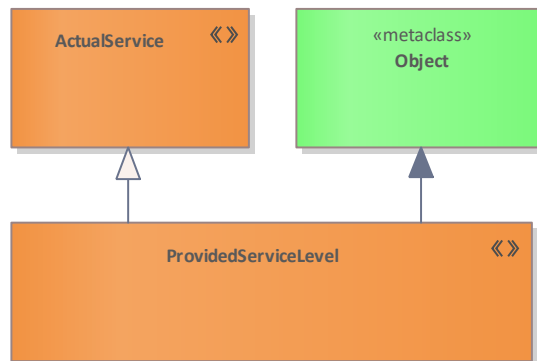


Figure 269: ProvidedServiceLevel

### Elements in Diagram

Name	Definition
<a href="#">ActualService</a>	An individual ServiceSpecification.
<a href="#">ProvidedServiceLevel</a>	A sub type of ActualService that details a specific service level delivered by the provider.

### Tagged Values

Tag Name	Valid Values
URI	String
endDate	endDate
startDate	startDate

### Relevant Viewpoints

- [P1- Resource Types](#)
- [Sr - Service Roadmap](#)

## 3.214 Provides

### Definition

Asserts that a operational agent provides a service.

### Meta Model

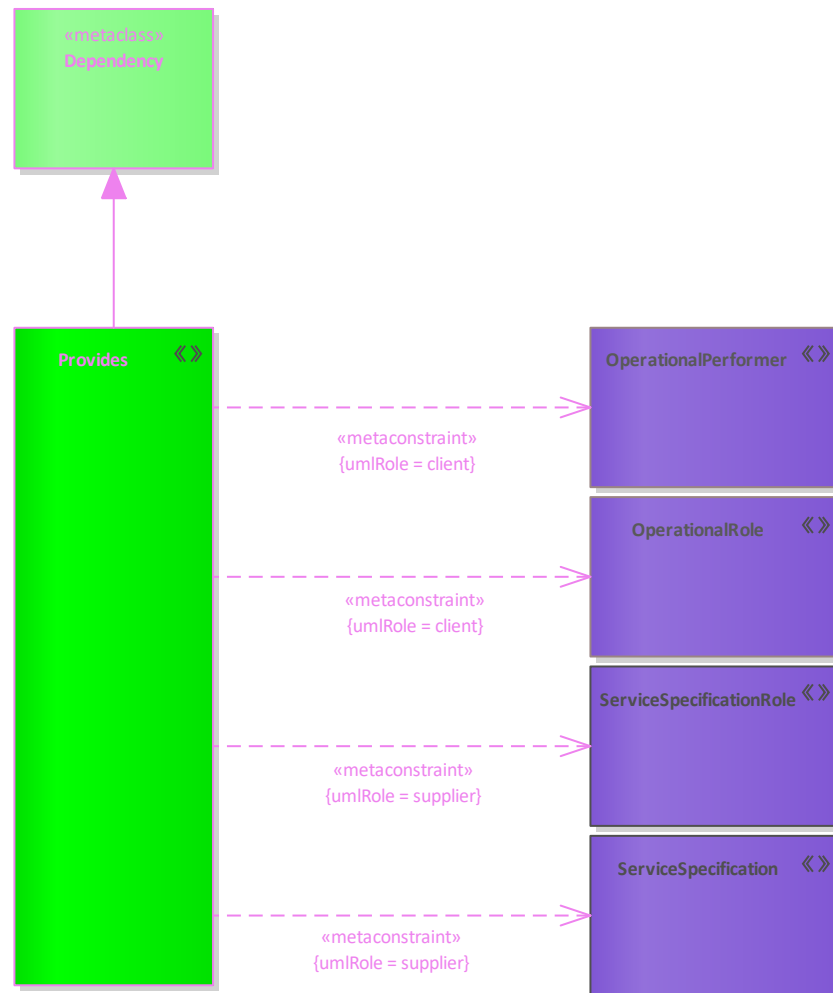


Figure 270: Provides

### Elements in Diagram

Name	Definition
<a href="#">OperationalPerformer</a>	A logical entity that IsCapableToPerform OperationalActivities which produce, consume and process Resources.
<a href="#">OperationalRole</a>	Usage of a OperationalPerformer or OperationalArchitecture in the context of another OperationalPerformer or OperationalArchitecture. Creates a whole-part relationship.
<a href="#">Provides</a>	Asserts that a operational agent provides a service.
<a href="#">ServiceSpecification</a>	The specification of a set of functionality provided one element for the use of others.
<a href="#">ServiceSpecificationRole</a>	An assertion that a ServiceSecification calls upon another ServiceSpecification in order to deliver its stated functionality.

### Tagged Values

### Relevant Viewpoints

- [L3 - Node Interaction](#)

## 3.215 ProvidesCompetence

### Definition

A tuple that asserts that an ActualOrganizationalResource provides a specific set of Competencies.

### Meta Model

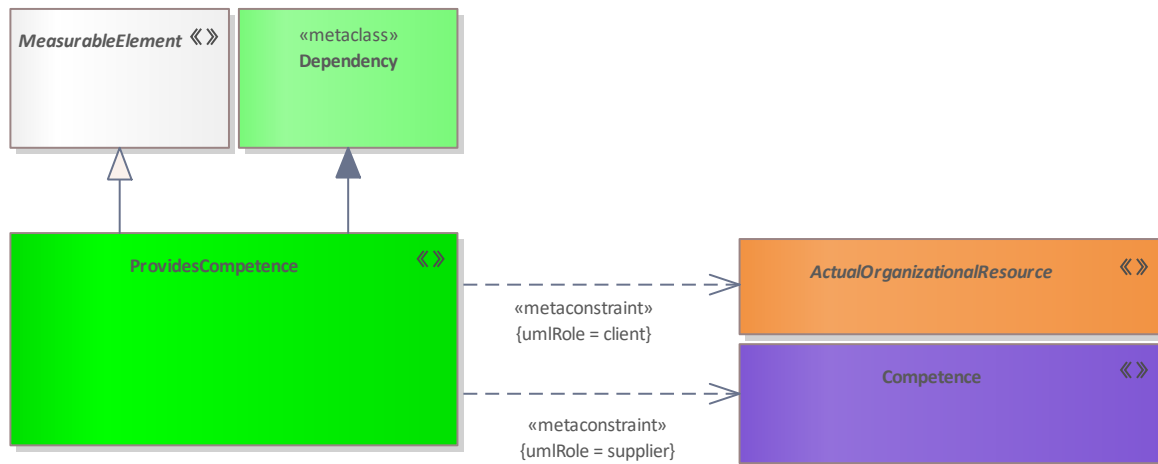


Figure 271: ProvidesCompetence

### Elements in Diagram

Name	Definition
<a href="#">ActualOrganizationalResource</a>	Abstract element for an ActualOrganization, ActualPerson or ActualPost.
<a href="#">Competence</a>	A specific set of abilities defined by knowledge, skills and aptitude.
<a href="#">MeasurableElement</a>	Abstract type, grouping elements that can be measured by applying MeasurementSets to them.
<a href="#">ProvidesCompetence</a>	A tuple that asserts that an ActualOrganizationalResource provides a specific set of Competencies.

### Tagged Values

Tag Name	Valid Values
URI	String

### Relevant Viewpoints

## 3.216 ProvidesServiceFunction

### Definition

Relationship that expresses that a service function is provided by an interface.

### Meta Model

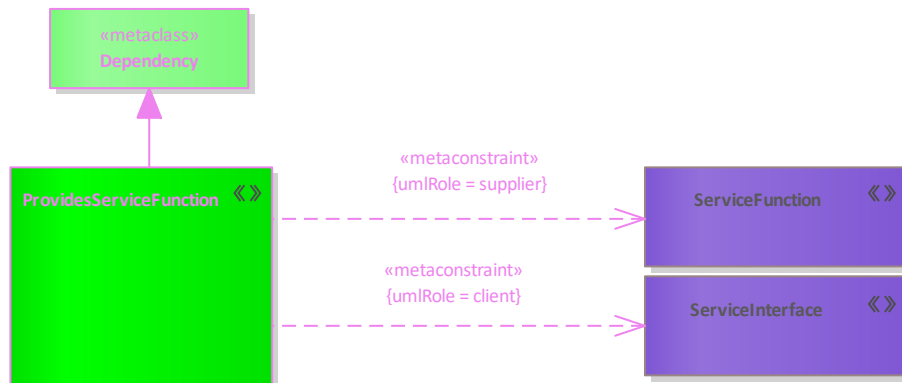


Figure 272: ProvidesServiceFunction

### Elements in Diagram

Name	Definition
<a href="#">ProvidesServiceFunction</a>	Relationship that expresses that a service function is provided by an interface.
<a href="#">ServiceFunction</a>	An Activity that describes the abstract behavior of ServiceSpecifications, regardless of the actual implementation.
<a href="#">ServiceInterface</a>	A contract that defines the ServiceMethods and ServiceMessageHandlers that the ServiceSpecification realizes.

### Tagged Values

### Relevant Viewpoints

- [S2 - Service Structure](#)
- [S7 - Service Interface Parameters](#)

## 3.217 RatifiedStandards

### Definition

A relationship that expresses that an actual organization releases a standard.

### Meta Model

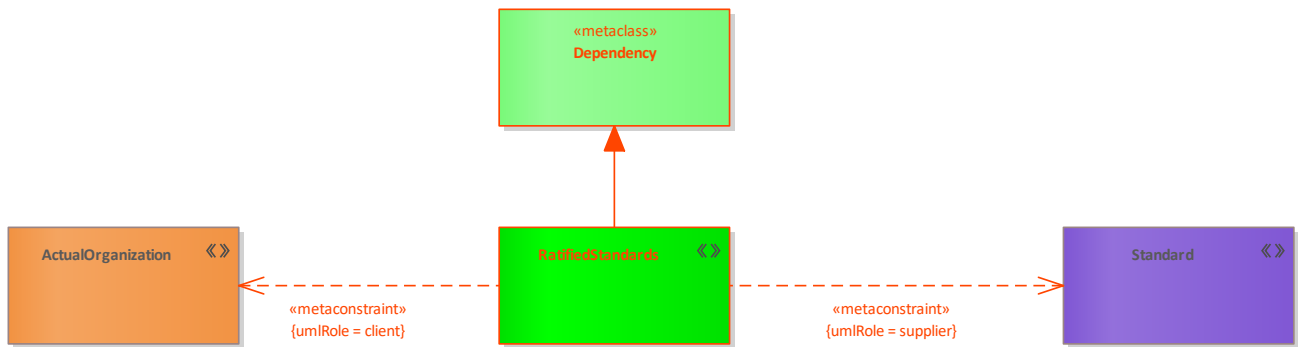


Figure 273: RatifiedStandards

### Elements in Diagram

Name	Definition
<a href="#">ActualOrganization</a>	An actual formal or informal organizational unit, e.g. "Driving and Vehicle Licensing Agency", "UAF team Alpha".
<a href="#">RatifiedStandards</a>	A relationship that expresses that an actual organization releases a standard.
<a href="#">Standard</a>	A ratified and peer-reviewed specification that is used to guide or constrain the architecture. A Standard may be applied to any element in the architecture.

### Tagged Values

### Relevant Viewpoints

- [A8 - Standards](#)

## 3.218 RealiseRequirement

### Definition

Relation states that a functional or non-functional requirement is realized through this element.

### Meta Model



Figure 274: RealiseRequirement

### Elements in Diagram

Name	Definition
<a href="#">BWRequirement</a>	Abstract base class for requirements.

Name	Definition
<a href="#">DataElement</a>	A formalized representation of data that is managed by or exchanged between resources.
<a href="#">Function</a>	An Activity which is specified in the context to the ResourcePerformer (human or machine) that IsCapableToPerform it.
<a href="#">Measurement</a>	A property of an element representing something in the physical world, expressed in amounts of a unit of measure.
<a href="#">Measurement</a>	A property of an element representing something in the physical world, expressed in amounts of a unit of measure.
<a href="#">Measurement</a>	A property of an element representing something in the physical world, expressed in amounts of a unit of measure.
<a href="#">MeasurementType</a>	A type of a property representing something in the physical world, expressed in amounts of a unit of measure.
<a href="#">Protocol</a>	A Standard for communication over a network. Protocols may be composite, represented as a ProtocolStack made up of ProtocolLayers.
<a href="#">Protocolstack</a>	A sub type of Protocol that contains the ProtocolLayers, defining a complete stack.
<a href="#">RealiseRequirement</a>	Relation states that a functional or non-functional requirement is realized through this element.
<a href="#">ResourcePerformer</a>	An abstract type grouping elements that can be the subject of a SecurityConstraint (there are currently no security viewpoints in the NAF).
<a href="#">ResourcePort</a>	An interaction point for a ResourcePerformer through which it can interact with the outside environment and which is defined by a ResourceInterface.
<a href="#">ResourceRole</a>	Usage of a ResourcePerformer in the context of another ResourcePerformer. Creates a whole-part relationship.
<a href="#">ServiceFunction</a>	An Activity that describes the abstract behavior of ServiceSpecifications, regardless of the actual implementation.
<a href="#">ServiceInterface</a>	A contract that defines the ServiceMethods and ServiceMessageHandlers that the ServiceSpecification realizes.
<a href="#">ServiceSpecification</a>	The specification of a set of functionality provided one element for the use of others.
<a href="#">ServiceSpecificationRole</a>	An assertion that a ServiceSecification calls upon another ServiceSpecification in order to deliver its stated functionality.
<a href="#">Standard</a>	A ratified and peer-reviewed specification that is used to guide or constrain the architecture. A Standard may be applied to any element in the architecture.

## Tagged Values

### Relevant Viewpoints

- [Rr - Requirement Realization](#)



## 3.219 RealizedDesiredEffect

### Definition

Relationship that expresses which connector DesiredEffect the connector AchievedEffect realizes.

### Meta Model

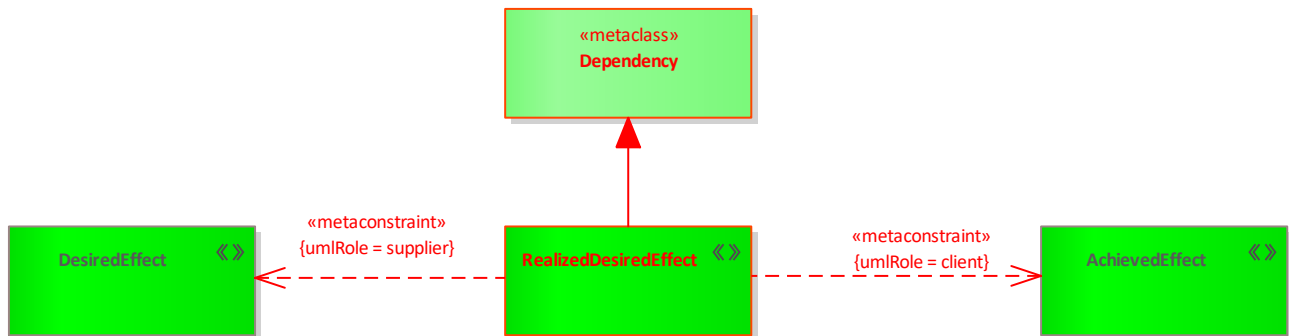


Figure 275: RealizedDesiredEffect

### Elements in Diagram

Name	Definition
<a href="#">AchievedEffect</a>	A tuple that exists between an ActualState (e.g., observed/measured during testing) of an element that attempts to achieve a DesiredEffect and an Achiever.
<a href="#">DesiredEffect</a>	A tuple relating the Desirer (a Capability or OrganizationalResource) to an ActualState.
<a href="#">RealizedDesiredEffect</a>	Relationship that expresses which connector DesiredEffect the connector AchievedEffect realizes.

### Tagged Values

### Relevant Viewpoints

- [C5 - Effects](#)

## 3.220 RealizesRecommendation

### Definition

Relation states that a Recommendation is realized through this element.

### Meta Model

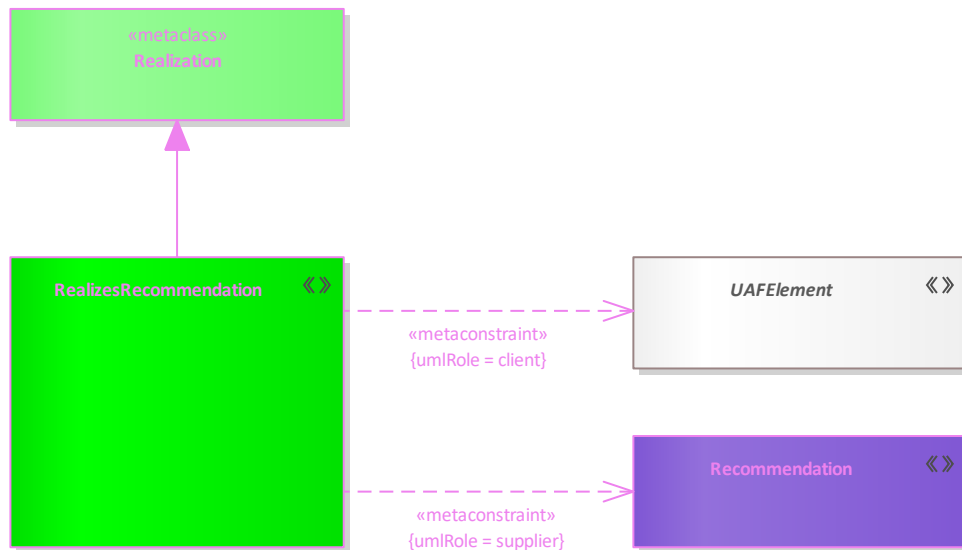


Figure 276: RealizesRecommendation

### Elements in Diagram

Name	Definition
<a href="#">RealizesRecommendation</a>	Relation states that a Recommendation is realized through this element.
<a href="#">Recommendation</a>	Need for action from a finding.
<a href="#">UAFEElement</a>	Abstract super type for all of the UAF elements. It provides a way for all of the UAF elements to have a common set of properties.

### Tagged Values

#### Relevant Viewpoints

- [A1 - Meta-Data Definitions](#)
- [A2 - Architecture Products](#)
- [A3 - Architecture Correspondence](#)
- [A6 - Architecture Versions](#)
- [A7 - Architecture Compliance](#)
- [A8 - Standards](#)
- [Ar - Architecture Roadmap](#)
- [C1 - Capability Taxonomy](#)
- [C1-S1 - Capability to Service Mapping](#)
- [C2 - Enterprise Vision](#)
- [C3 - Capability Dependencies](#)
- [C4 - Standard Processes](#)
- [C5 - Effects](#)
- [C7 - Performance Parameters](#)
- [C8 - Planning Assumption](#)
- [Cr - Capability Roadmap](#)
- [L1 - Node Types](#)
- [L2 - Logical Scenario](#)
- [L2-L3 - Logical Concept Viewpoint](#)
- [L3 - Node Interaction](#)
- [L4 - Logical Activities](#)
- [L4-P4 Activity to Function Mapping](#)

- [L5 - Logical States](#)
- [L6 - Logical Sequence](#)
- [L7 - Information Model](#)
- [L8 - Logical Constraints](#)
- [Lr - Lines of Development](#)
- [P1- Resource Types](#)
- [P2 - Resource Structure](#)
- [P3 - Resource Connectivity](#)
- [P4 - Resource Functions](#)
- [P5 - Resource States](#)
- [P6 - Resource Sequence](#)
- [P7 - Data Model](#)
- [P8 - Resource Constraints](#)
- [Pr - Configuration Management](#)
- [R2 - Requirement Catalogue](#)
- [R3 - Requirement Dependencies](#)
- [R7 - Requirement Derivation](#)
- [R8 - Requirement Fulfilment](#)
- [Rr - Requirement Realization](#)
- [S1 - Service Taxonomy](#)
- [S2 - Service Structure](#)
- [S3 - Service Interfaces](#)
- [S4 - Service Functions](#)
- [S5 - Service States](#)
- [S6 - Service Interactions](#)
- [S7 - Service Interface Parameters](#)
- [S8 - Service Policy](#)
- [Sr - Service Roadmap](#)

## 3.221 RealizingAchievedEffect

### Definition

Relationship that expresses which connector AchievedEffect realizes the connector DesiredEffect.

### Meta Model

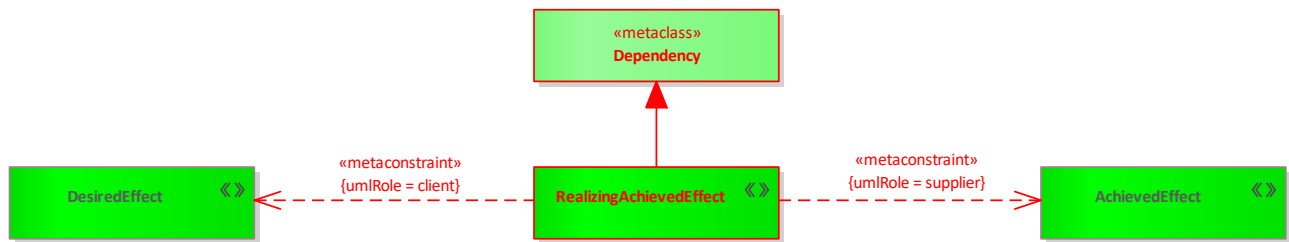


Figure 277: RealizingAchievedEffect

### Elements in Diagram

Name	Definition
<a href="#">AchievedEffect</a>	A tuple that exists between an ActualState (e.g., observed/measured during testing) of an element that attempts to achieve a DesiredEffect and an Achiever.
<a href="#">DesiredEffect</a>	A tuple relating the Desirer (a Capability or OrganizationalResource) to an ActualState.
<a href="#">RealizingAchievedEffect</a>	Relationship that expresses which connector AchievedEffect realizes the connector DesiredEffect.

### Tagged Values

### Relevant Viewpoints

- [C5 - Effects](#)

## 3.222 Recommendation

### Definition

Need for action from a finding.

### Meta Model

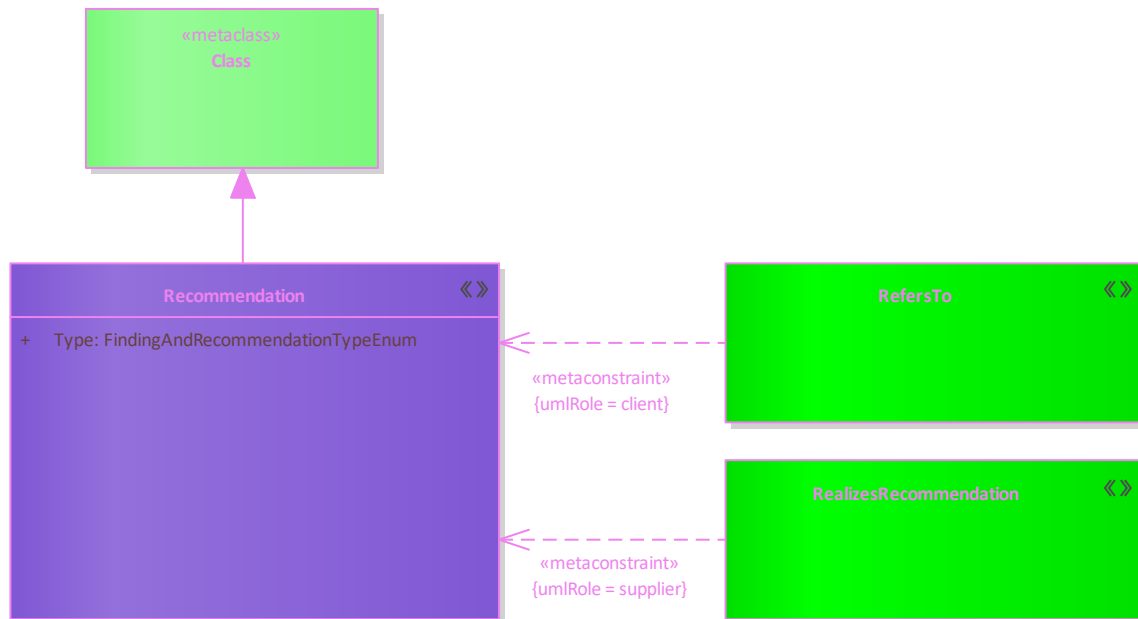


Figure 278: Recommendation

### Elements in Diagram

Name	Definition
<a href="#">RealizesRecommendation</a>	Relation states that a Recommendation is realized through this element.
<a href="#">Recommendation</a>	Need for action from a finding.
<a href="#">RefersTo</a>	Relationship that assigns a finding to a recommendation.

### Tagged Values

Tag Name	Valid Values
Type	Method, Tool, Others, Subject

### Relevant Viewpoints

- [A1 - Meta-Data Definitions](#)
- [A2 - Architecture Products](#)
- [A3 - Architecture Correspondence](#)
- [A6 - Architecture Versions](#)
- [A7 - Architecture Compliance](#)
- [A8 - Standards](#)
- [Ar - Architecture Roadmap](#)
- [C1 - Capability Taxonomy](#)
- [C1-S1 - Capability to Service Mapping](#)
- [C2 - Enterprise Vision](#)
- [C3 - Capability Dependencies](#)
- [C4 - Standard Processes](#)
- [C5 - Effects](#)
- [C7 - Performance Parameters](#)
- [C8 - Planning Assumption](#)
- [Cr - Capability Roadmap](#)
- [L1 - Node Types](#)
- [L2 - Logical Scenario](#)

- [L2-L3 - Logical Concept Viewpoint](#)
- [L3 - Node Interaction](#)
- [L4 - Logical Activities](#)
- [L4-P4 Activity to Function Mapping](#)
- [L5 - Logical States](#)
- [L6 - Logical Sequence](#)
- [L7 - Information Model](#)
- [L8 - Logical Constraints](#)
- [Lr - Lines of Development](#)
- [P1- Resource Types](#)
- [P2 - Resource Structure](#)
- [P3 - Resource Connectivity](#)
- [P4 - Resource Functions](#)
- [P5 - Resource States](#)
- [P6 - Resource Sequence](#)
- [P7 - Data Model](#)
- [P8 - Resource Constraints](#)
- [Pr - Configuration Management](#)
- [R2 - Requirement Catalogue](#)
- [R3 - Requirement Dependencies](#)
- [R7 - Requirement Derivation](#)
- [R8 - Requirement Fulfilment](#)
- [Rr - Requirement Realization](#)
- [S1 - Service Taxonomy](#)
- [S2 - Service Structure](#)
- [S3 - Service Interfaces](#)
- [S4 - Service Functions](#)
- [S5 - Service States](#)
- [S6 - Service Interactions](#)
- [S7 - Service Interface Parameters](#)
- [S8 - Service Policy](#)
- [Sr - Service Roadmap](#)

## 3.223 Reference

### Definition

Element describes all types of references.

### Meta Model

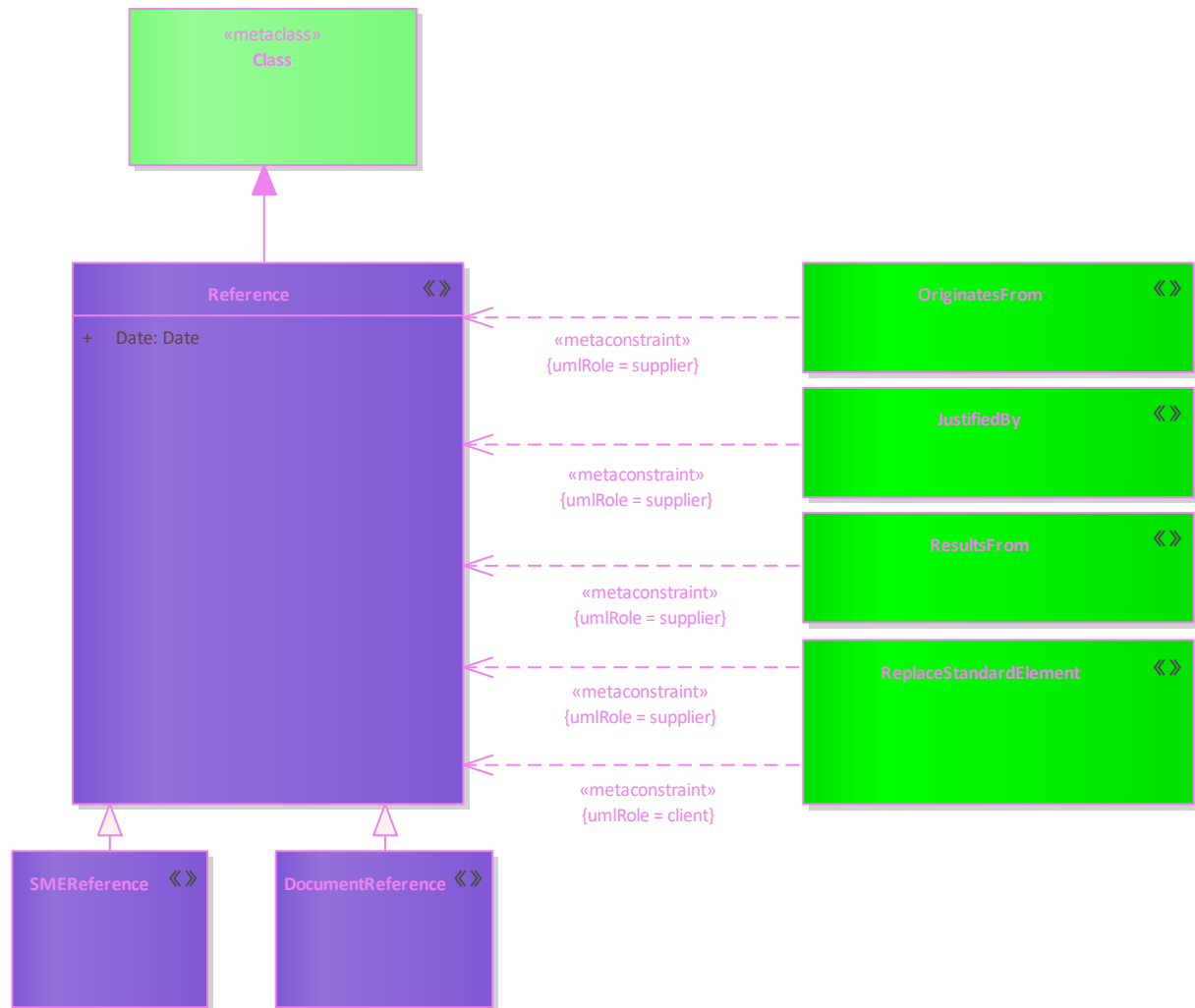


Figure 279: Reference

### Elements in Diagram

Name	Definition
<a href="#">DocumentReference</a>	The element describes a regulation, instruction or a general document.
<a href="#">JustifiedBy</a>	Relation states that an Constraint is derived from a reference (Reference, DocumentReference, SMEReferece).
<a href="#">OriginatesFrom</a>	Relation that derives an element in the architectural model from a reference (Reference, DocumentReference, SMEReferece).
<a href="#">Reference</a>	Element describes all types of references.
<a href="#">ReplaceStandardElement</a>	Relation that represents a replacement of a standard element with another standard element
<a href="#">ResultsFrom</a>	Relationship expresses that an element of architecture is the reason for a finding.
<a href="#">SMEReferece</a>	Element stands for a result of a workshop or expert knowledge.

### Tagged Values

Tag Name	Valid Values
Date	Date

## Relevant Viewpoints

- [C1 - Capability Taxonomy](#)
- [C2 - Enterprise Vision](#)
- [C3 - Capability Dependencies](#)
- [C4 - Standard Processes](#)
- [C5 - Effects](#)
- [C7 - Performance Parameters](#)
- [C8 - Planning Assumption](#)
- [L1 - Node Types](#)
- [L2 - Logical Scenario](#)
- [L2-L3 - Logical Concept Viewpoint](#)
- [L3 - Node Interaction](#)
- [L4 - Logical Activities](#)
- [L4-P4 Activity to Function Mapping](#)
- [L5 - Logical States](#)
- [L6 - Logical Sequence](#)
- [L7 - Information Model](#)
- [L8 - Logical Constraints](#)
- [Lr - Lines of Development](#)
- [P1- Resource Types](#)
- [P2 - Resource Structure](#)
- [P3 - Resource Connectivity](#)
- [P4 - Resource Functions](#)
- [P5 - Resource States](#)
- [P6 - Resource Sequence](#)
- [P7 - Data Model](#)
- [P8 - Resource Constraints](#)
- [Pr - Configuration Management](#)
- [R7 - Requirement Derivation](#)
- [S1 - Service Taxonomy](#)
- [S2 - Service Structure](#)
- [S3 - Service Interfaces](#)
- [S4 - Service Functions](#)
- [S5 - Service States](#)
- [S7 - Service Interface Parameters](#)
- [S8 - Service Policy](#)



## 3.224 RefersTo

### Definition

Relationship that assigns a finding to a recommendation.

### Meta Model

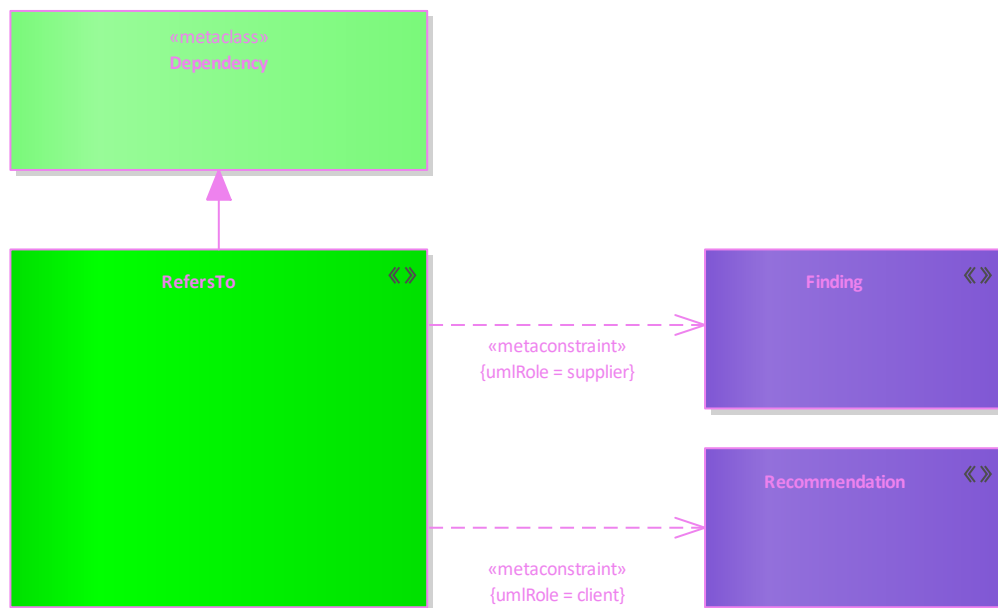


Figure 280: RefersTo

### Elements in Diagram

Name	Definition
<a href="#">Finding</a>	An ascertainment made in the model, which relates to the methodology used, the subject under consideration, the tool or something else.
<a href="#">Recommendation</a>	Need for action from a finding.
<a href="#">RefersTo</a>	Relationship that assigns a finding to a recommendation.

### Tagged Values

#### Relevant Viewpoints

- [A1 - Meta-Data Definitions](#)
- [A2 - Architecture Products](#)
- [A3 - Architecture Correspondence](#)
- [A6 - Architecture Versions](#)
- [A7 - Architecture Compliance](#)
- [A8 - Standards](#)
- [Ar - Architecture Roadmap](#)
- [C1 - Capability Taxonomy](#)
- [C1-S1 - Capability to Service Mapping](#)
- [C2 - Enterprise Vision](#)
- [C3 - Capability Dependencies](#)
- [C4 - Standard Processes](#)
- [C5 - Effects](#)
- [C7 - Performance Parameters](#)
- [C8 - Planning Assumption](#)
- [Cr - Capability Roadmap](#)
- [L1 - Node Types](#)
- [L2 - Logical Scenario](#)
- [L2-L3 - Logical Concept Viewpoint](#)
- [L3 - Node Interaction](#)
- [L4 - Logical Activities](#)

- [L4-P4 Activity to Function Mapping](#)
- [L5 - Logical States](#)
- [L6 - Logical Sequence](#)
- [L7 - Information Model](#)
- [L8 - Logical Constraints](#)
- [Lr - Lines of Development](#)
- [P1- Resource Types](#)
- [P2 - Resource Structure](#)
- [P3 - Resource Connectivity](#)
- [P4 - Resource Functions](#)
- [P5 - Resource States](#)
- [P6 - Resource Sequence](#)
- [P7 - Data Model](#)
- [P8 - Resource Constraints](#)
- [Pr - Configuration Management](#)
- [R2 - Requirement Catalogue](#)
- [R3 - Requirement Dependencies](#)
- [R7 - Requirement Derivation](#)
- [R8 - Requirement Fulfilment](#)
- [Rr - Requirement Realization](#)
- [S1 - Service Taxonomy](#)
- [S2 - Service Structure](#)
- [S3 - Service Interfaces](#)
- [S4 - Service Functions](#)
- [S5 - Service States](#)
- [S6 - Service Interactions](#)
- [S7 - Service Interface Parameters](#)
- [S8 - Service Policy](#)
- [Sr - Service Roadmap](#)

## 3.225 Refines

### Definition

Relation that represents a refinement of a requirement by another requirement.

### Meta Model

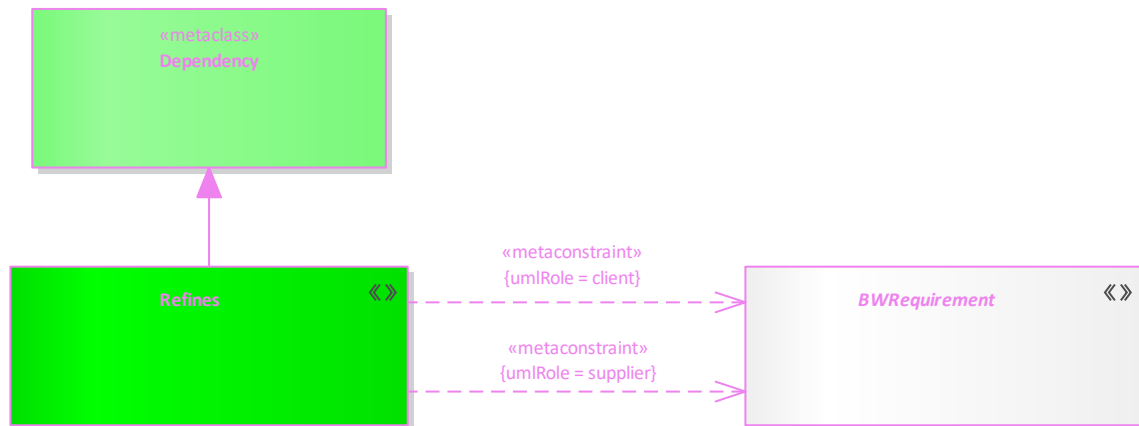


Figure 281: Refines

### Elements in Diagram

Name	Definition
<a href="#">BWRequirement</a>	Abstract base class for requirements.
<a href="#">Refines</a>	Relation that represents a refinement of a requirement by another requirement.

### Tagged Values

### Relevant Viewpoints

- [R3 - Requirement Dependencies](#)
- [R7 - Requirement Derivation](#)

## 3.226 Replaces

### Definition

Relation that represents a replacement of a requirement with another requirement.

### Meta Model

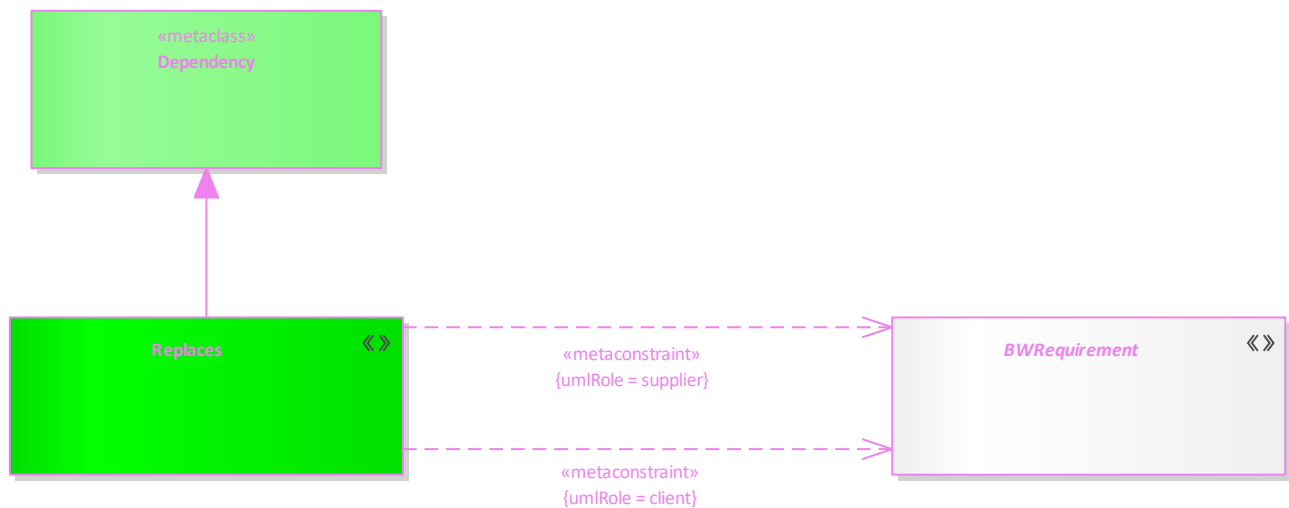


Figure 282: Replaces

### Elements in Diagram

Name	Definition
<a href="#">BWRRequirement</a>	Abstract base class for requirements.
<a href="#">Replaces</a>	Relation that represents a replacement of a requirement with another requirement.

### Tagged Values

### Relevant Viewpoints

- [R3 - Requirement Dependencies](#)

## 3.227 ReplaceStandardElement

### Definition

Relation that represents a replacement of a standard element with another standard element

### Meta Model

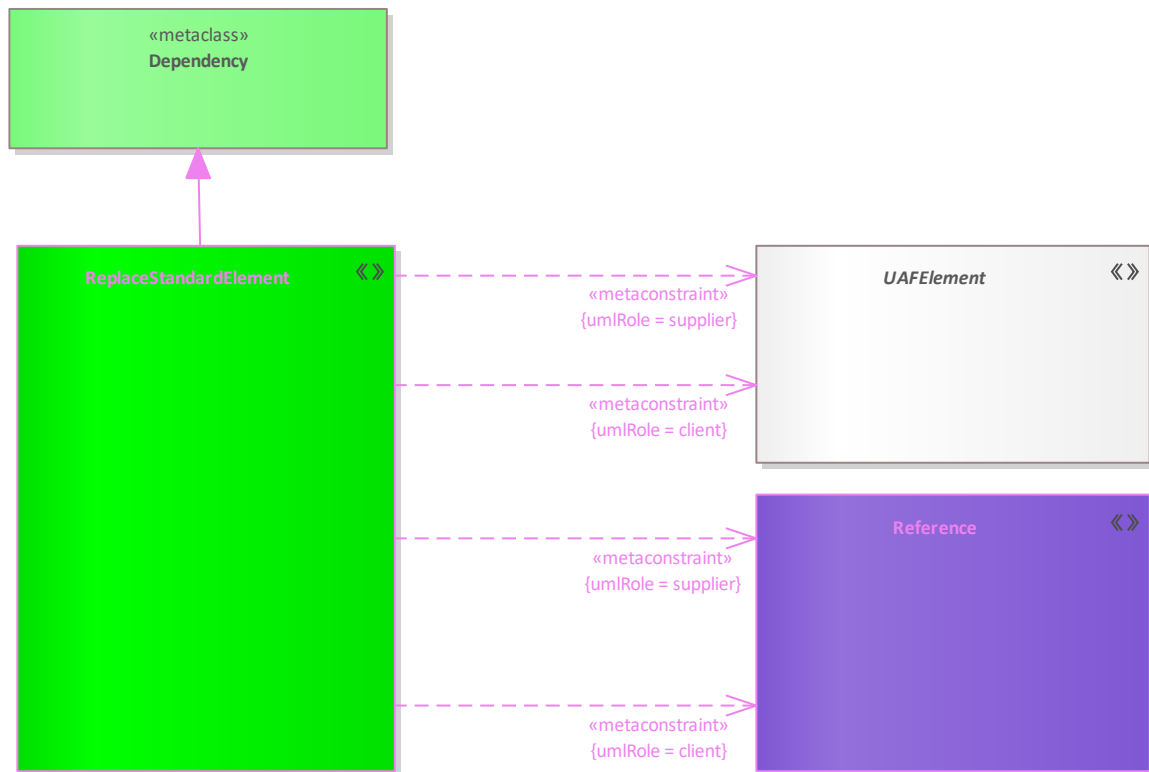


Figure 283: ReplaceStandardElement

### Elements in Diagram

Name	Definition
<a href="#">Reference</a>	Element describes all types of references.
<a href="#">ReplaceStandardElement</a>	Relation that represents a replacement of a standard element with another standard element
<a href="#">UAFElement</a>	Abstract super type for all of the UAF elements. It provides a way for all of the UAF elements to have a common set of properties.

### Tagged Values

### Relevant Viewpoints

## 3.228 RequiredEnvironment

### Definition

A relationship that expresses that a location holder operates under specific environmental conditions.

### Meta Model

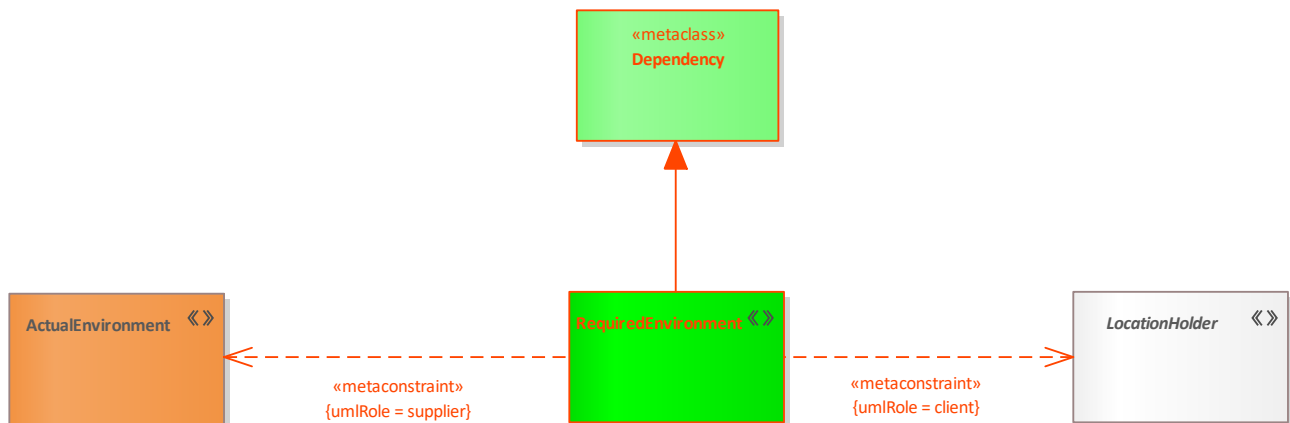


Figure 284: RequiredEnvironment

### Elements in Diagram

Name	Definition
<a href="#">ActualEnvironment</a>	The ActualState that describes the circumstances of an Environment.
<a href="#">LocationHolder</a>	Abstract type, used to group elements that are allowed to be associated with a Location.
<a href="#">RequiredEnvironment</a>	A relationship that expresses that a location holder operates under specific environmental conditions.

### Tagged Values

#### Relevant Viewpoints

- [L2 - Logical Scenario](#)
- [L3 - Node Interaction](#)
- [P2 - Resource Structure](#)

## 3.229 RequiredResource

### Definition

Relationship that indicates which resources a project milestone requires

### Meta Model

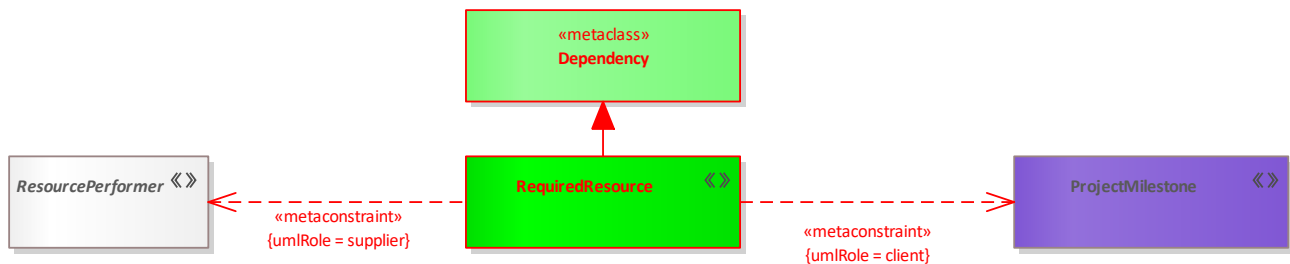


Figure 285: RequiredResource

### Elements in Diagram

Name	Definition
<a href="#">ProjectMilestone</a>	A type of event in a Project by which progress is measured.
<a href="#">RequiredResource</a>	Relationship that indicates which resources a project milestone requires
<a href="#">ResourcePerformer</a>	An abstract type grouping elements that can be the subject of a SecurityConstraint (there are currently no security viewpoints in the NAF).

### Tagged Values

#### Relevant Viewpoints

- [Cr - Capability Roadmap](#)
- [Lr - Lines of Development](#)
- [Pr - Configuration Management](#)
- [Sr - Service Roadmap](#)

## 3.230 RequiredServiceLevel

### Definition

A sub type of ActualService that details a specific service level required of the provider.

### Meta Model

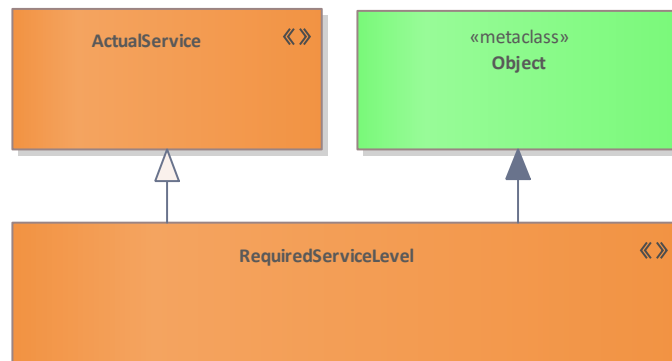


Figure 286: RequiredServiceLevel

### Elements in Diagram

Name	Definition
<a href="#">ActualService</a>	An individual ServiceSpecification.
<a href="#">RequiredServiceLevel</a>	A sub type of ActualService that details a specific service level required of the provider.

### Tagged Values

Tag Name	Valid Values
URI	String
endDate	endDate
startDate	startDate

### Relevant Viewpoints

- [L4 - Logical Activities](#)
- [P1- Resource Types](#)
- [Sr - Service Roadmap](#)



## 3.231 RequirementCatalogue

### Definition

Element represents a catalog of requirements, which consists of different categories (RequirementCategory) of functional and non-functional requirements.

### Meta Model

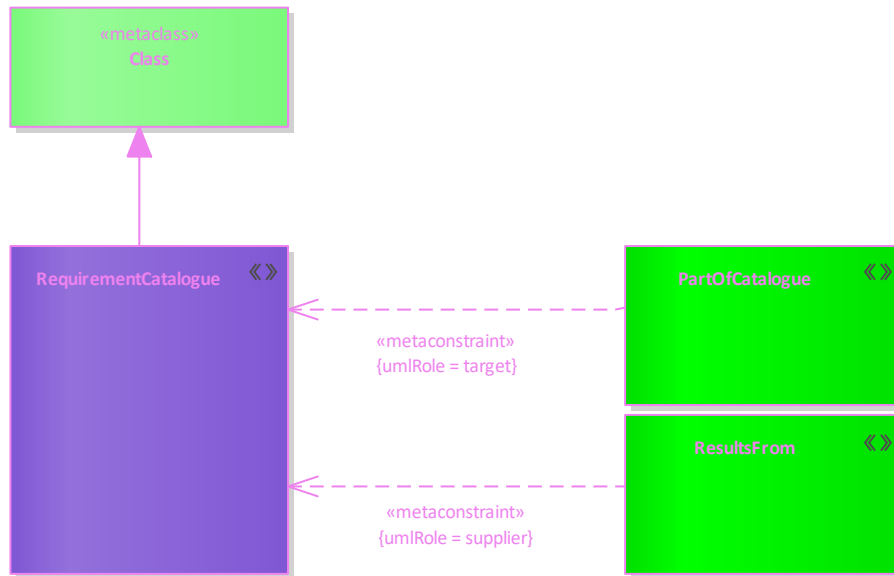


Figure 287: RequirementCatalogue

### Elements in Diagram

Name	Definition
<a href="#">PartOfCatalogue</a>	This relation states that a category (RequirementCategory) belongs to a requirements catalog (RequirementCatalogue).
<a href="#">RequirementCatalogue</a>	Element represents a catalog of requirements, which consists of different categories (RequirementCategory) of functional and non-functional requirements.
<a href="#">ResultsFrom</a>	Relationship expresses that an element of architecture is the reason for a finding.

### Tagged Values

### Relevant Viewpoints

- [R2 - Requirement Catalogue](#)

## 3.232 RequirementCategory

### Definition

Element represents a category of a catalog of requirements.

### Meta Model

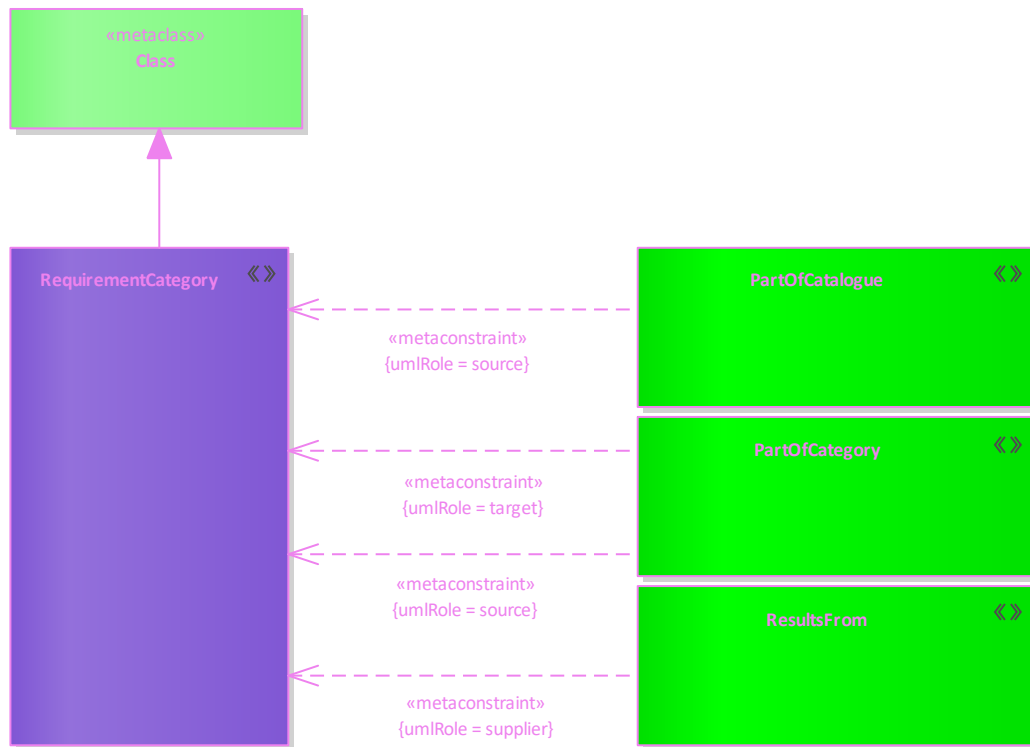


Figure 288: RequirementCategory

### Elements in Diagram

Name	Definition
<a href="#">PartOfCatalogue</a>	This relation states that a category (RequirementCategory) belongs to a requirements catalog (RequirementCatalogue).
<a href="#">PartOfCategory</a>	This relation states that his functional or non-functional requirement belongs to a category (RequirementCategory) of the requirements catalog.
<a href="#">RequirementCategory</a>	Element represents a category of a catalog of requirements.
<a href="#">ResultsFrom</a>	Relationship expresses that an element of architecture is the reason for a finding.

### Tagged Values

### Relevant Viewpoints

- [R2 - Requirement Catalogue](#)

## 3.233 Requires

### Definition

Relation that represents that a requirement assumes another requirement.

### Meta Model

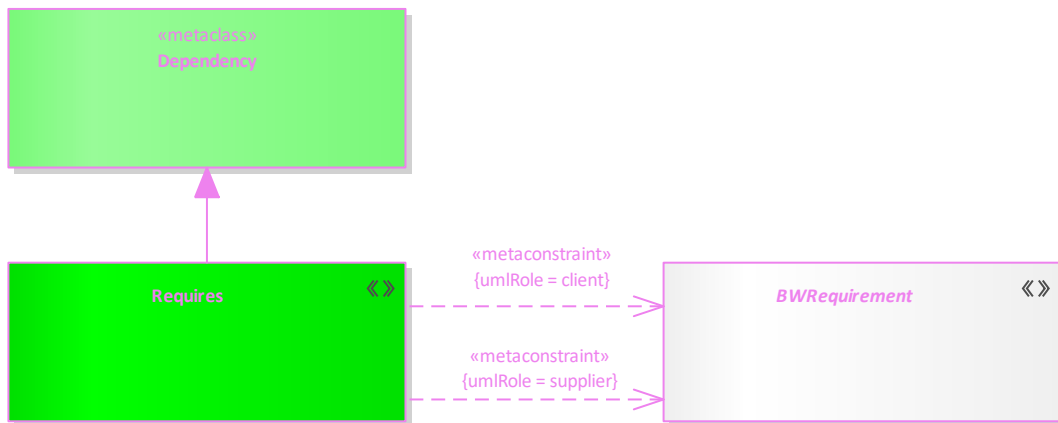


Figure 289: Requires

### Elements in Diagram

Name	Definition
<a href="#">BWRequirement</a>	Abstract base class for requirements.
<a href="#">Requires</a>	Relation that represents that a requirement assumes another requirement.

### Tagged Values

### Relevant Viewpoints

- [R3 - Requirement Dependencies](#)
- [R7 - Requirement Derivation](#)

## 3.234 RequiresCompetence

### Definition

A tuple that asserts that an ActualOrganizationalResource is required to have a specific set of Competencies.

### Meta Model

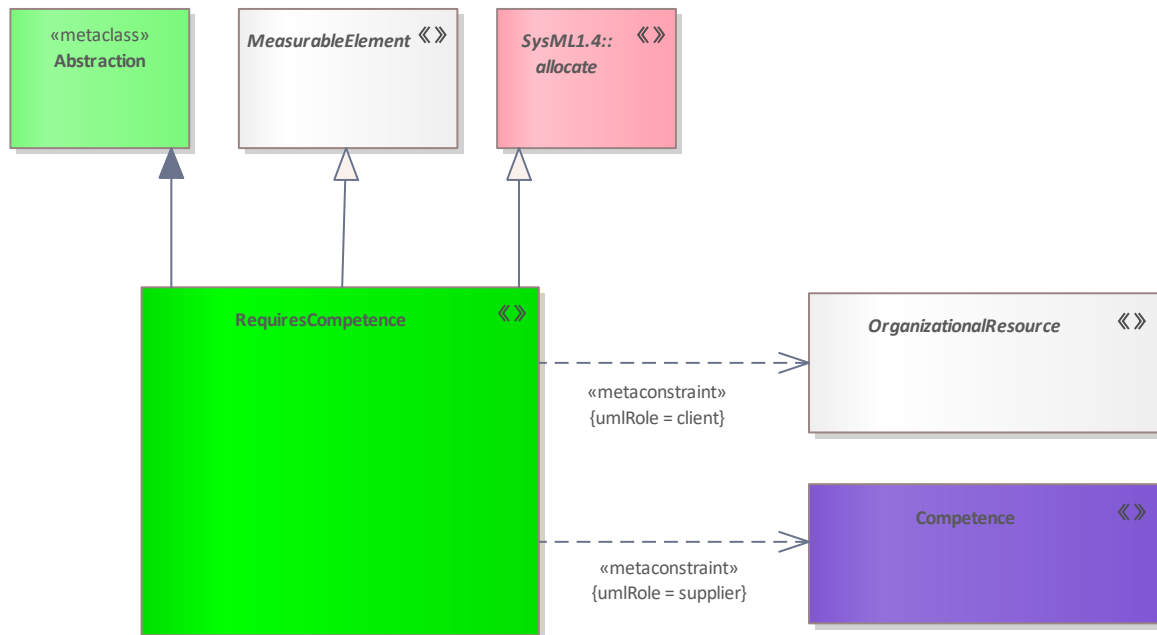


Figure 290: RequiresCompetence

### Elements in Diagram

Name	Definition
<a href="#">Competence</a>	A specific set of abilities defined by knowledge, skills and aptitude.
<a href="#">MeasurableElement</a>	Abstract type, grouping elements that can be measured by applying MeasurementSets to them.
<a href="#">OrganizationalResource</a>	An abstract type for Organization, Person Post and Responsibility.
<a href="#">RequiresCompetence</a>	A tuple that asserts that an ActualOrganizationalResource is required to have a specific set of Competencies.

### Tagged Values

Tag Name	Valid Values
URI	String

### Relevant Viewpoints

- [P1- Resource Types](#)

## 3.235 Resource

### Definition

Abstract element grouping for all elements that can be conveyed by an Exchange.

### Meta Model

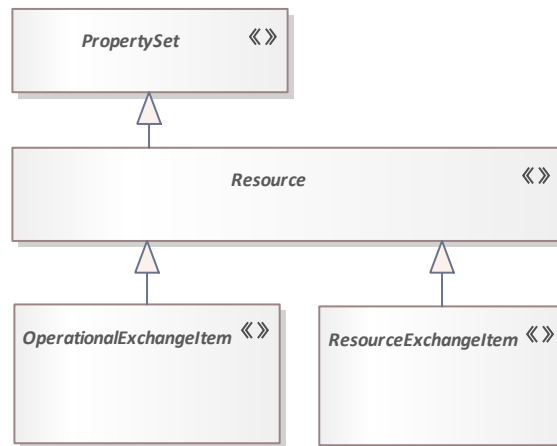


Figure 291: Resource

### Elements in Diagram

Name	Definition
<a href="#">OperationalExchangeItem</a>	An abstract grouping for elements that defines the types of elements that can be exchanged between OperationalPerformers and conveyed by an OperationalExchange.
<a href="#">PropertySet</a>	An abstract type grouping architectural elements that can own Measurements.
<a href="#">Resource</a>	Abstract element grouping for all elements that can be conveyed by an Exchange.
<a href="#">ResourceExchangeItem</a>	An abstract type grouping elements that defines the types of elements that can be exchanged between ResourcePerformers and conveyed by a ResourceExchange.

### Tagged Values

Tag Name	Valid Values
URI	String

### Relevant Viewpoints

## 3.236 ResourceArchitecture

### Definition

A type used to denote a model of the Architecture, described from the ResourcePerformer perspective.

### Meta Model

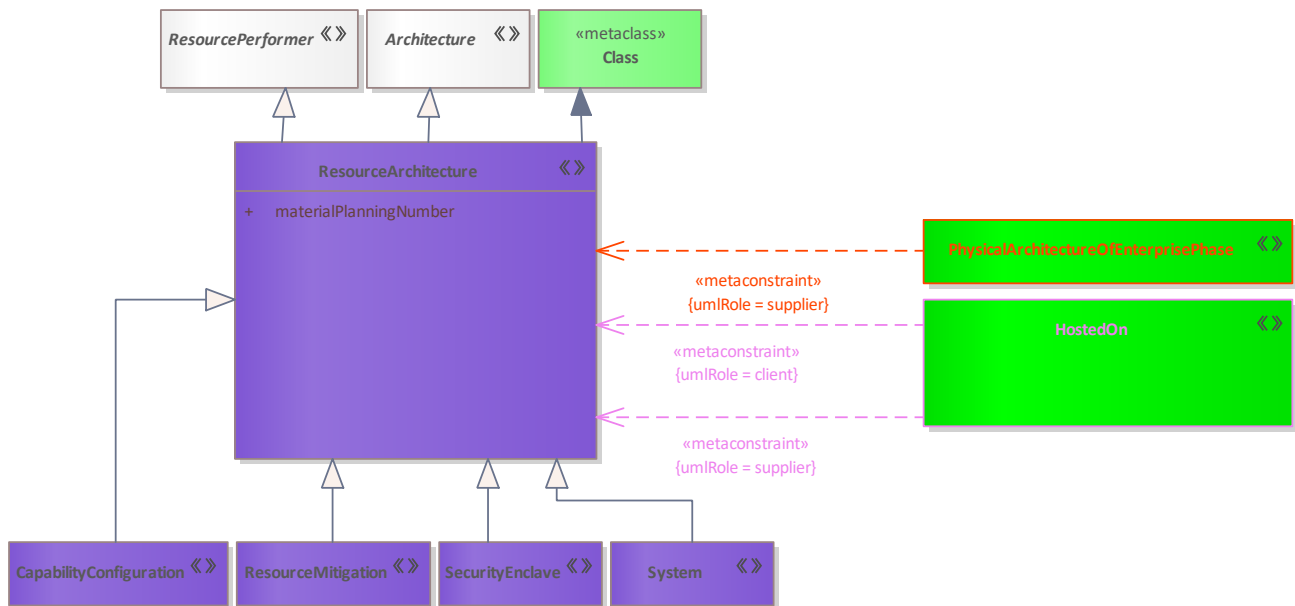


Figure 292: ResourceArchitecture

### Elements in Diagram

Name	Definition
<a href="#">Architecture</a>	An abstract type that represents a generic architecture. Subtypes are OperationalArchitecture and ResourceArchitecture.
<a href="#">CapabilityConfiguration</a>	A composite structure representing the physical and human resources (and their interactions) in an enterprise, assembled to meet a capability).
<a href="#">HostedOn</a>	Relation states that hardware (virtualized) or software is hosted on a virtualized platform or physical hardware.
<a href="#">PhysicalArchitectureOfEnterprisePhase</a>	A relationship that expresses that an actual enterprise phase has resource architectures.
<a href="#">ResourceArchitecture</a>	A type used to denote a model of the Architecture, described from the ResourcePerformer perspective.
<a href="#">ResourceMitigation</a>	A set of measures intended to implement an OperationalMitigation. Comprises a subset of activities that are performed in mitigation of the risk to protect the asset that is the subject of risk (ResourceRole) at the physical level. In the case of a Risk ap
<a href="#">ResourcePerformer</a>	An abstract type grouping elements that can be the subject of a SecurityConstraint (there are currently no security viewpoints in the NAF).
<a href="#">SecurityEnclave</a>	Collection of information systems connected by one or more internal networks under the control of a single authority and security policy. The systems may be structured by physical proximity or by function, independent of location. Element is not used in
<a href="#">System</a>	An integrated set of elements, subsystems, or assemblies that accomplish a defined objective. These elements include products (hardware, software, firmware), processes, people, information, techniques, facilities, services, and other support elements (INC

### Tagged Values

Tag Name	Valid Values
materialPlanningNumber	
AbstractionLevel	not set, 0, 1, 2, 3, 4, 5, 6, R
URI	String

### Relevant Viewpoints

- [L2 - Logical Scenario](#)
- [L2-L3 - Logical Concept Viewpoint](#)
- [L3 - Node Interaction](#)
- [L4 - Logical Activities](#)
- [P1- Resource Types](#)
- [P2 - Resource Structure](#)
- [P3 - Resource Connectivity](#)
- [Rr - Requirement Realization](#)
- [S2 - Service Structure](#)

## 3.237 ResourceArtifact

### Definition

A type of man-made object that contains no human beings (i.e. satellite, radio, petrol, gasoline, etc.).

### Meta Model

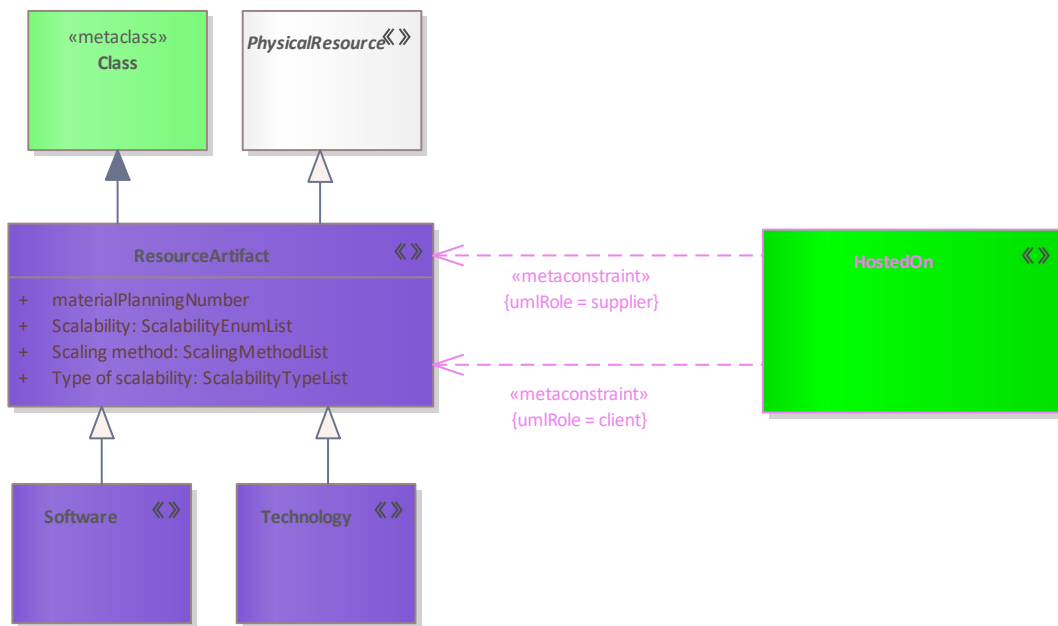


Figure 293: ResourceArtifact

### Elements in Diagram

Name	Definition
<a href="#">HostedOn</a>	Relation states that hardware (virtualized) or software is hosted on a virtualized platform or physical hardware.
<a href="#">PhysicalResource</a>	An abstract type defining physical resources (i.e. OrganizationalResource, ResourceArtifact and NaturalResource).
<a href="#">ResourceArtifact</a>	A type of man-made object that contains no human beings (i.e. satellite, radio, petrol, gasoline, etc.).
<a href="#">Software</a>	A sub-type of ResourceArtifact that specifies an executable computer program.
<a href="#">Technology</a>	A sub type of ResourceArtifact that indicates a technology domain, i.e. nuclear, mechanical, electronic, mobile telephony etc.

### Tagged Values

Tag Name	Valid Values
materialPlanningNumber	
Scalability	scale up (vertikal), scale out (horizontal), keine Skalierung, keine Relevanz, not set
Scaling method	Sharding, Clustering, Partitionierung, keine, keine Relevanz, not set
Type of scalability	keine Skalierung, Lastskalierbarkeit, räumliche Skalierung, zeitlich-räumliche Skalierung, strukturelle Skalierung, keine Relevanz, not set
AbstractionLevel	not set, 0, 1, 2, 3, 4, 5, 6, R
URI	String

### Relevant Viewpoints

- [L2 - Logical Scenario](#)
- [L3 - Node Interaction](#)



- [L4 - Logical Activities](#)
- [P1- Resource Types](#)
- [P2 - Resource Structure](#)
- [P3 - Resource Connectivity](#)
- [Rr - Requirement Realization](#)
- [S2 - Service Structure](#)

## 3.238 ResourceAsset

### Definition

An abstract element used to group the elements of ResourcePerformer and DataElement allowing them to own DataRoles

### Meta Model

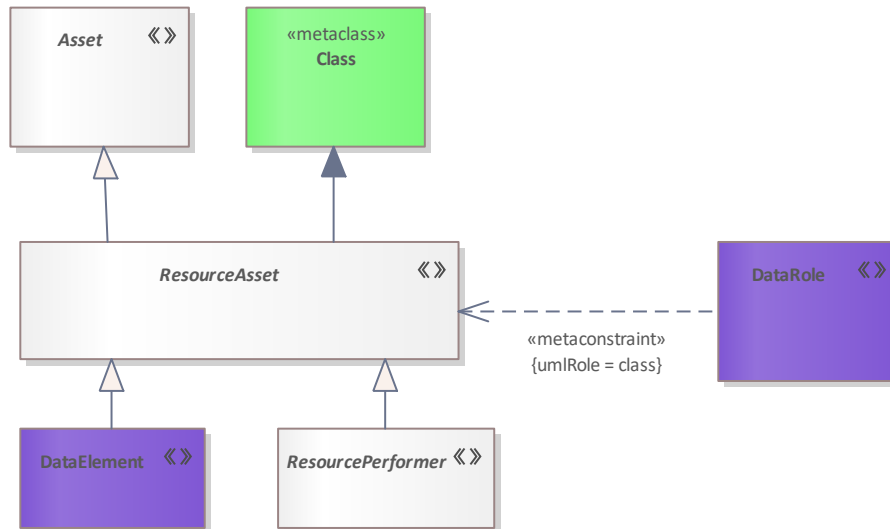


Figure 294: ResourceAsset

### Elements in Diagram

Name	Definition
<a href="#">Asset</a>	Asset as applied to Security views, an abstract type that indicates the types of elements that can be considered as a subject for security analysis.
<a href="#">DataElement</a>	A formalized representation of data that is managed by or exchanged between resources.
<a href="#">DataRole</a>	A usage of DataElement that exists in the context of an ResourceAsset. It also allows the representation of the whole-part aggregation of DataElements.
<a href="#">ResourceAsset</a>	An abstract element used to group the elements of ResourcePerformer and DataElement allowing them to own DataRoles
<a href="#">ResourcePerformer</a>	An abstract type grouping elements that can be the subject of a SecurityConstraint (there are currently no security viewpoints in the NAF).

### Tagged Values

Tag Name	Valid Values
AbstractionLevel	not set, 0, 1, 2, 3, 4, 5, 6, R
URI	String

### Relevant Viewpoints

## 3.239 ResourceConnector

### Definition

A channel for exchange between two ResourceRoles.

### Meta Model

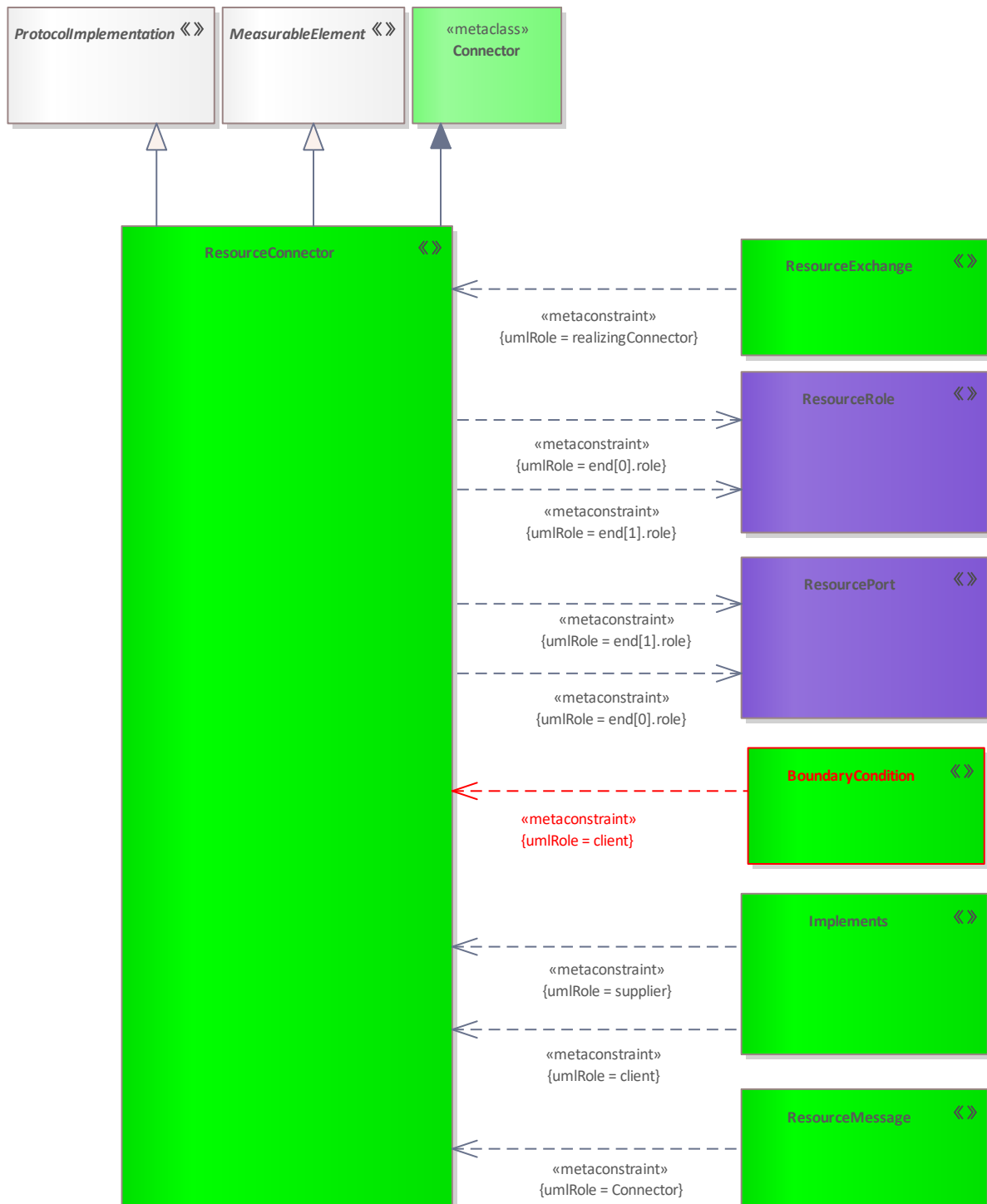


Figure 295: ResourceConnector

### Elements in Diagram

Name	Definition
<a href="#">BoundaryCondition</a>	A relationship that expresses which environment is relevant to an resource exchange.
<a href="#">Implements</a>	A tuple that defines how an element in the upper layer of abstraction is implemented by a semantically equivalent element (i.e. tracing the

Name	Definition
	OperationalActivities to the Functions that implement them) in the lower level of abstraction.
<a href="#">MeasurableElement</a>	Abstract type, grouping elements that can be measured by applying MeasurementSets to them.
<a href="#">ProtocolImplementation</a>	An abstract type grouping architectural elements that can implement Protocols.
<a href="#">ResourceConnector</a>	A channel for exchange between two ResourceRoles.
<a href="#">ResourceExchange</a>	Asserts that a flow can exist between ResourcePerformers (i.e. flows of data, people, material, or energy).
<a href="#">ResourceMessage</a>	Message for use in an Resource Event-Trace which carries any of the subtypes of ResourceExchange.
<a href="#">ResourcePort</a>	An interaction point for a ResourcePerformer through which it can interact with the outside environment and which is defined by a ResourceInterface.
<a href="#">ResourceRole</a>	Usage of a ResourcePerformer in the context of another ResourcePerformer. Creates a whole-part relationship.

### Tagged Values

Tag Name	Valid Values
Bandwidth	String
URI	String

### Relevant Viewpoints

- [P3 - Resource Connectivity](#)

## 3.240 ResourceConstraint

### Definition

A rule governing the structural or functional aspects of an implementation.

### Meta Model

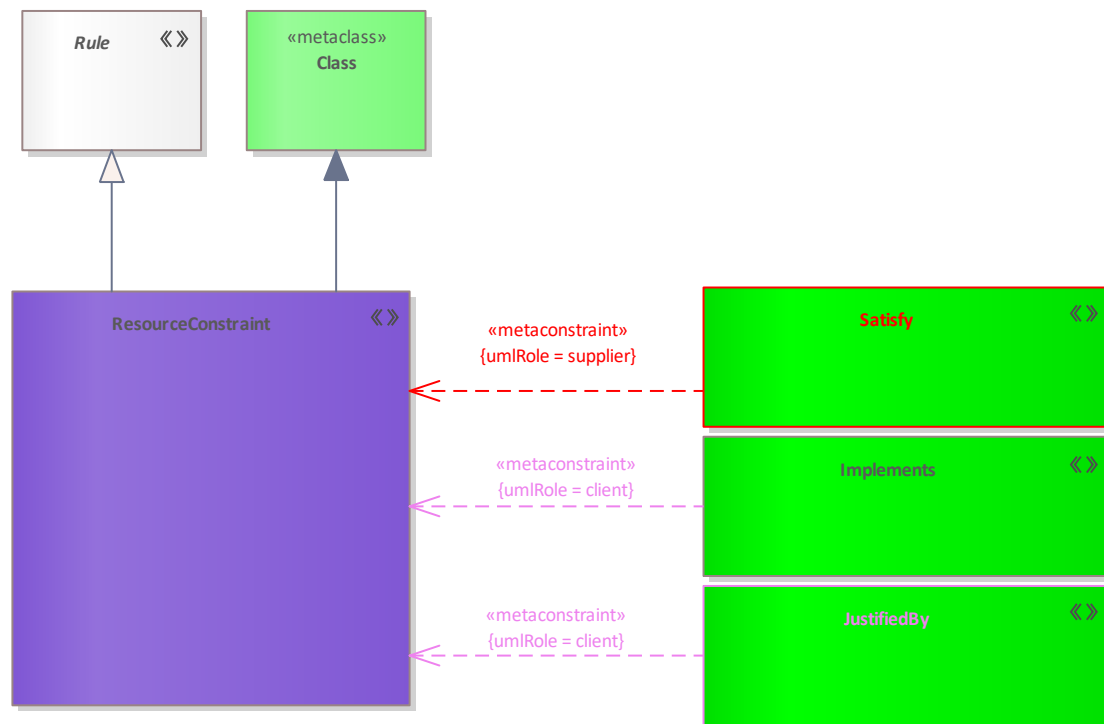


Figure 296: ResourceConstraint

### Elements in Diagram

Name	Definition
<a href="#">Implements</a>	A tuple that defines how an element in the upper layer of abstraction is implemented by a semantically equivalent element (i.e. tracing the OperationalActivities to the Functions that implement them) in the lower level of abstraction.
<a href="#">JustifiedBy</a>	Relation states that an Constraint is derived from a reference (Reference, DocumentReference, SMEReference).
<a href="#">ResourceConstraint</a>	A rule governing the structural or functional aspects of an implementation.
<a href="#">Rule</a>	An abstract type for all types of constraint (i.e. an OperationalConstraint could detail the rules of accountancy best practice).
<a href="#">Satisfy</a>	This relation states that an constraint affects an element.

### Tagged Values

Tag Name	Valid Values
ruleKind	StructuralAssertion, ActionAssertion, Derivation, Contract, Constraint, Guidance, SecurityPolicy, Caveat
URI	String

### Relevant Viewpoints

- [C8 - Planning Assumption](#)
- [L4-P4 Activity to Function Mapping](#)
- [L7 - Information Model](#)
- [L8 - Logical Constraints](#)
- [P1- Resource Types](#)
- [P2 - Resource Structure](#)

- [P3 - Resource Connectivity](#)
- [P4 - Resource Functions](#)
- [P5 - Resource States](#)
- [P6 - Resource Sequence](#)
- [P7 - Data Model](#)
- [P8 - Resource Constraints](#)
- [Pr - Configuration Management](#)
- [R7 - Requirement Derivation](#)
- [S8 - Service Policy](#)

## 3.241 ResourceDependency

### Definition

Relationship that is a dependency of a resource on a resource.

### Meta Model

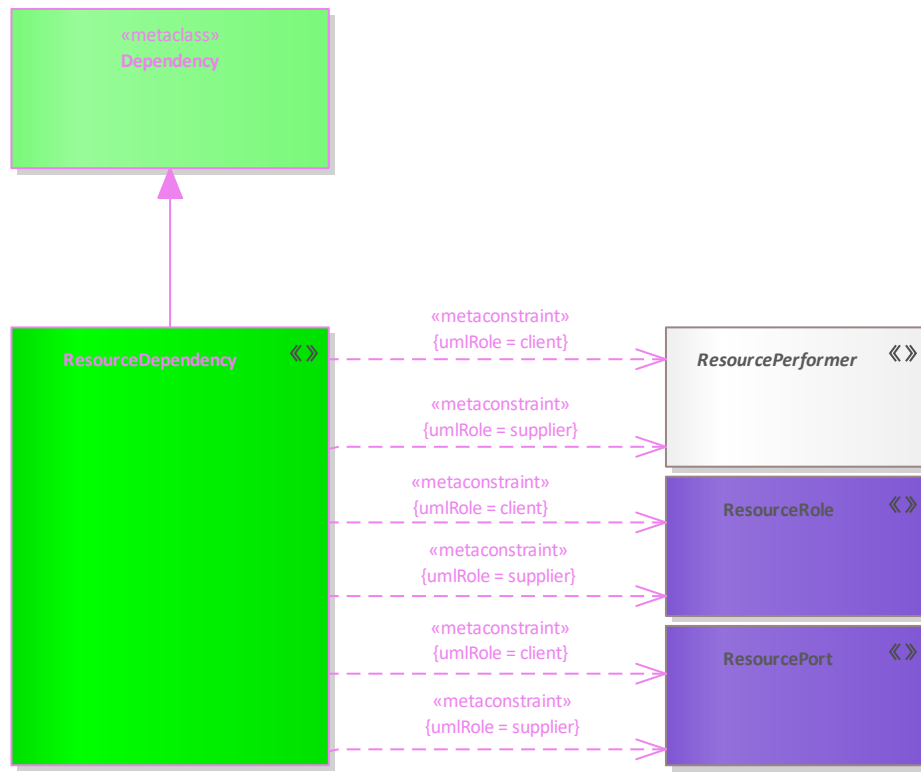


Figure 297: ResourceDependency

### Elements in Diagram

Name	Definition
<a href="#">ResourceDependency</a>	Relationship that is a dependency of a resource on a resource.
<a href="#">ResourcePerformer</a>	An abstract type grouping elements that can be the subject of a SecurityConstraint (there are currently no security viewpoints in the NAF).
<a href="#">ResourcePort</a>	An interaction point for a ResourcePerformer through which it can interact with the outside environment and which is defined by a ResourceInterface.
<a href="#">ResourceRole</a>	Usage of a ResourcePerformer in the context of another ResourcePerformer. Creates a whole-part relationship.

### Tagged Values

### Relevant Viewpoints

- [P2 - Resource Structure](#)
- [P3 - Resource Connectivity](#)

## 3.242 ResourceExchange

### Definition

Asserts that a flow can exist between ResourcePerformers (i.e. flows of data, people, material, or energy).

### Meta Model

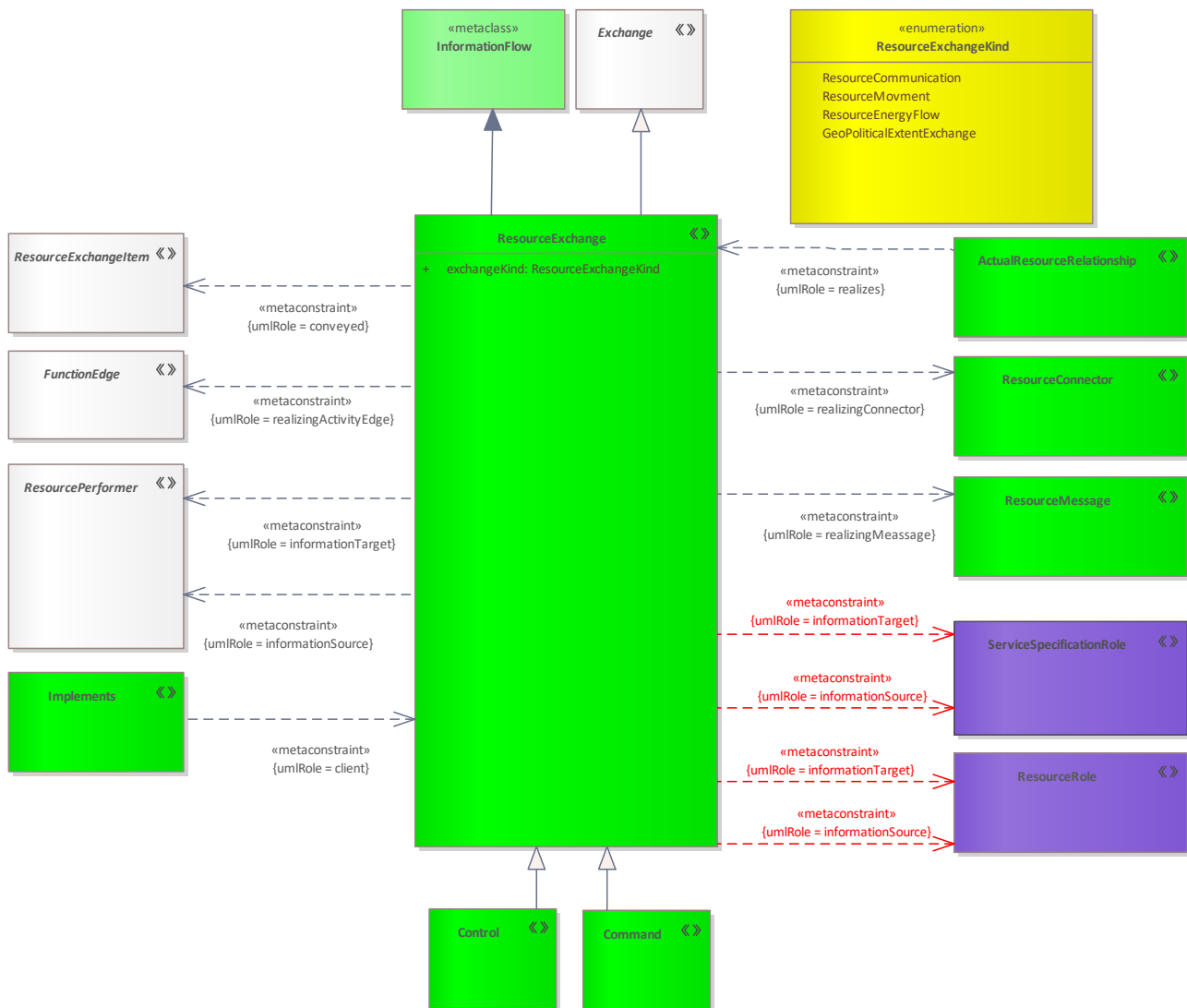


Figure 298: ResourceExchange

### Elements in Diagram

Name	Definition
<a href="#">ActualResourceRelationship</a>	An actual resource flow existing between ActualResources (i.e. flow of data, people, materiel, or energy).
<a href="#">Command</a>	A type of ResourceExchange that asserts that one OrganizationalResource commands another.
<a href="#">Control</a>	A type of ResourceExchange that asserts that one PhysicalResource controls another PhysicalResource (i.e. the driver of a vehicle controlling the vehicle speed or direction).
<a href="#">Exchange</a>	Abstract tuple, grouping OperationalExchanges and ResourceExchanges that exchange Resources.
<a href="#">FunctionEdge</a>	A tuple that shows the flow of Resources (objects/data) between FunctionActions.
<a href="#">Implements</a>	A tuple that defines how an element in the upper layer of abstraction is implemented by a semantically equivalent element (i.e. tracing the OperationalActivities to the Functions that implement them) in the lower level of abstraction.



Name	Definition
<a href="#">ResourceConnector</a>	A channel for exchange between two ResourceRoles.
<a href="#">ResourceExchange</a>	Asserts that a flow can exist between ResourcePerformers (i.e. flows of data, people, material, or energy).
<a href="#">ResourceExchangeItem</a>	An abstract type grouping elements that defines the types of elements that can be exchanged between ResourcePerformers and conveyed by a ResourceExchange.
<a href="#">ResourceMessage</a>	Message for use in an Resource Event-Trace which carries any of the subtypes of ResourceExchange.
<a href="#">ResourcePerformer</a>	An abstract type grouping elements that can be the subject of a SecurityConstraint (there are currently no security viewpoints in the NAF).
<a href="#">ResourceRole</a>	Usage of a ResourcePerformer in the context of another ResourcePerformer. Creates a whole-part relationship.
<a href="#">ServiceSpecificationRole</a>	An assertion that a ServiceSpecification calls upon another ServiceSpecification in order to deliver its stated functionality.

### Tagged Values

Tag Name	Valid Values
exchangeKind	ResourceCommunication, ResourceMovement, ResourceEnergyFlow, GeoPoliticalExtentExchange
URI	String

### Relevant Viewpoints

- [P2 - Resource Structure](#)
- [P3 - Resource Connectivity](#)

## 3.243 ResourceExchangItem

### Definition

An abstract type grouping elements that defines the types of elements that can be exchanged between ResourcePerformers and conveyed by a ResourceExchange.

### Meta Model

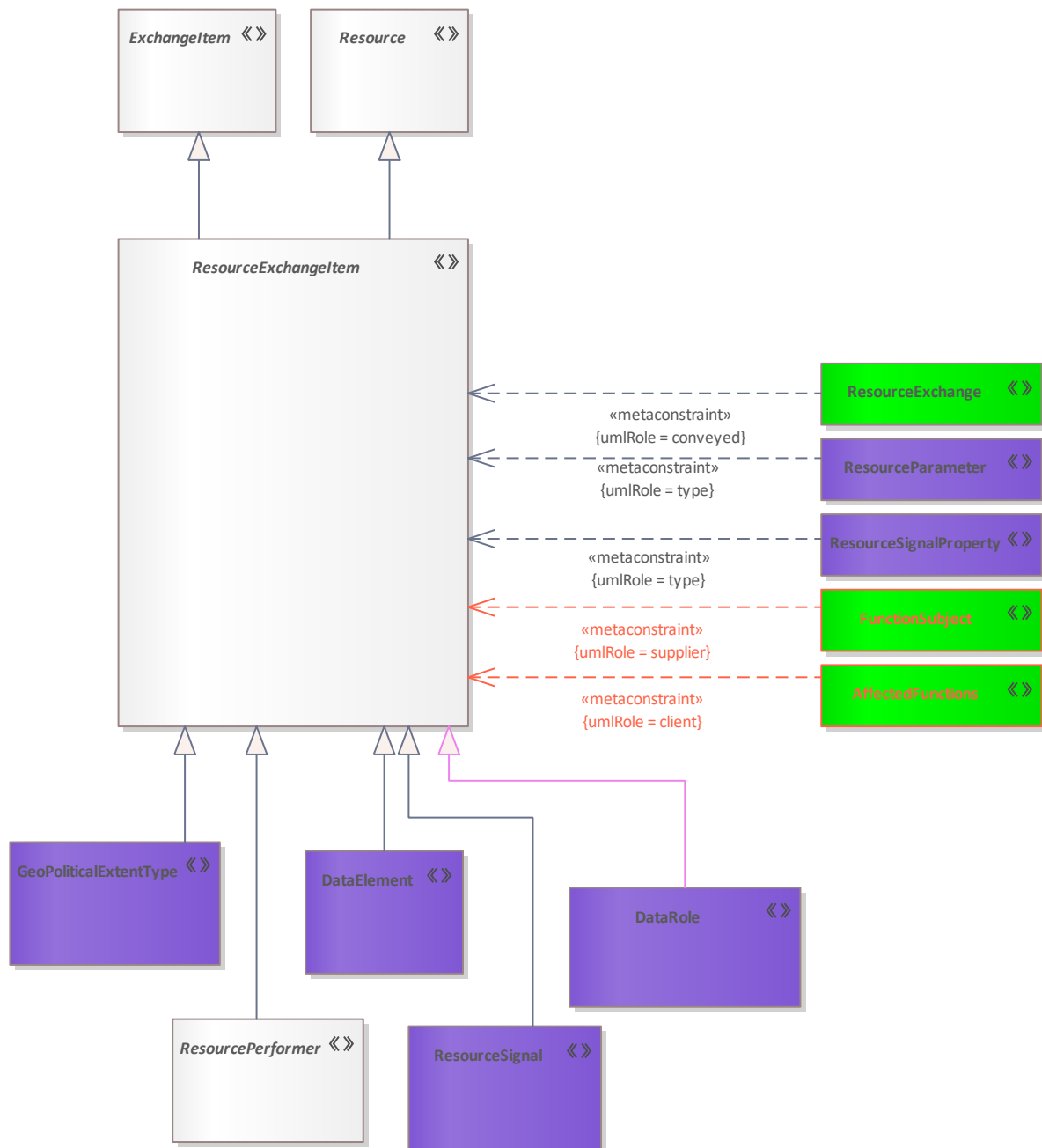


Figure 299: ResourceExchangItem

### Elements in Diagram

Name	Definition
<a href="#">AffectedFunctions</a>	A relationship that expresses which function is affected by a resource.
<a href="#">DataElement</a>	A formalized representation of data that is managed by or exchanged between resources.
<a href="#">DataRole</a>	A usage of DataElement that exists in the context of an ResourceAsset. It also allows the representation of the whole-part aggregation of DataElements.
<a href="#">ExchangItem</a>	An abstract grouping for elements that defines the types of elements that can be exchanged between Assets and conveyed by an Exchange.

Name	Definition
<a href="#">FunctionSubject</a>	A relationship that expresses that a function uses certain resources.
<a href="#">GeoPoliticalExtentType</a>	A geospatial extent whose boundaries are defined by declaration or agreement by political parties.
<a href="#">Resource</a>	Abstract element grouping for all elements that can be conveyed by an Exchange.
<a href="#">ResourceExchange</a>	Asserts that a flow can exist between ResourcePerformers (i.e. flows of data, people, material, or energy).
<a href="#">ResourceExchangeItem</a>	An abstract type grouping elements that defines the types of elements that can be exchanged between ResourcePerformers and conveyed by a ResourceExchange.
<a href="#">ResourceParameter</a>	A type that represents inputs and outputs of an Function. It is typed by a ResourceInteractionItem.
<a href="#">ResourcePerformer</a>	An abstract type grouping elements that can be the subject of a SecurityConstraint (there are currently no security viewpoints in the NAF).
<a href="#">ResourceSignal</a>	A property of an element representing something in the physical world, expressed in amounts of a unit of measure.
<a href="#">ResourceSignalProperty</a>	A property of an ResourceSignal typed by ResourceExchangeItem. It enables ResourceExchangeItem e.g. DataElement to be passed as arguments of the ResourceSignal.

### Tagged Values

Tag Name	Valid Values
AbstractionLevel	not set, 0, 1, 2, 3, 4, 5, 6, R
URI	String

### Relevant Viewpoints

## 3.244 ResourceInterface

### Definition

A declaration that specifies a contract between the ResourcePerformers it is related to and any other ResourcePerformers it can interact with. It is also intended to be an implementation of a specification of an Interface in the Business and/or Service layer.

### Meta Model

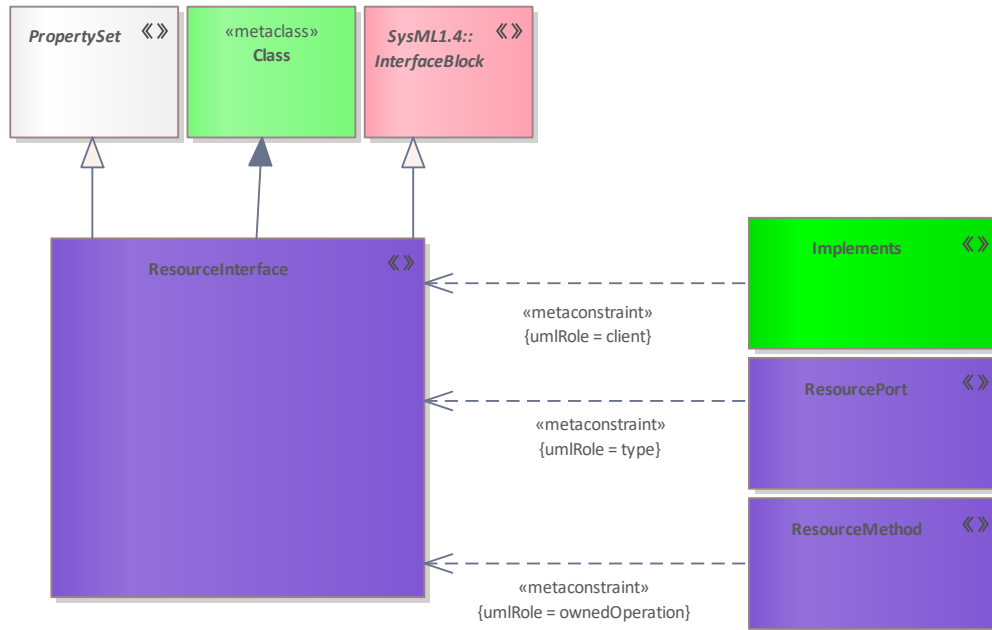


Figure 300: ResourceInterface

### Elements in Diagram

Name	Definition
<a href="#">Implements</a>	A tuple that defines how an element in the upper layer of abstraction is implemented by a semantically equivalent element (i.e. tracing the OperationalActivities to the Functions that implement them) in the lower level of abstraction.
<a href="#">PropertySet</a>	An abstract type grouping architectural elements that can own Measurements.
<a href="#">ResourceInterface</a>	A declaration that specifies a contract between the ResourcePerformers it is related to and any other ResourcePerformers it can interact with. It is also intended to be an implementation of a specification of an Interface in the Business and/or Service la
<a href="#">ResourceMethod</a>	A behavioral feature of a ResourcePerformer whose behavior is specified in a Function.
<a href="#">ResourcePort</a>	An interaction point for a ResourcePerformer through which it can interact with the outside environment and which is defined by a ResourceInterface.

### Tagged Values

Tag Name	Valid Values
URI	String

### Relevant Viewpoints

- [P1- Resource Types](#)
- [P3 - Resource Connectivity](#)
- [Rr - Requirement Realization](#)
- [S2 - Service Structure](#)

## 3.245 ResourceMessage

### Definition

Message for use in an Resource Event-Trace which carries any of the subtypes of ResourceExchange.

### Meta Model

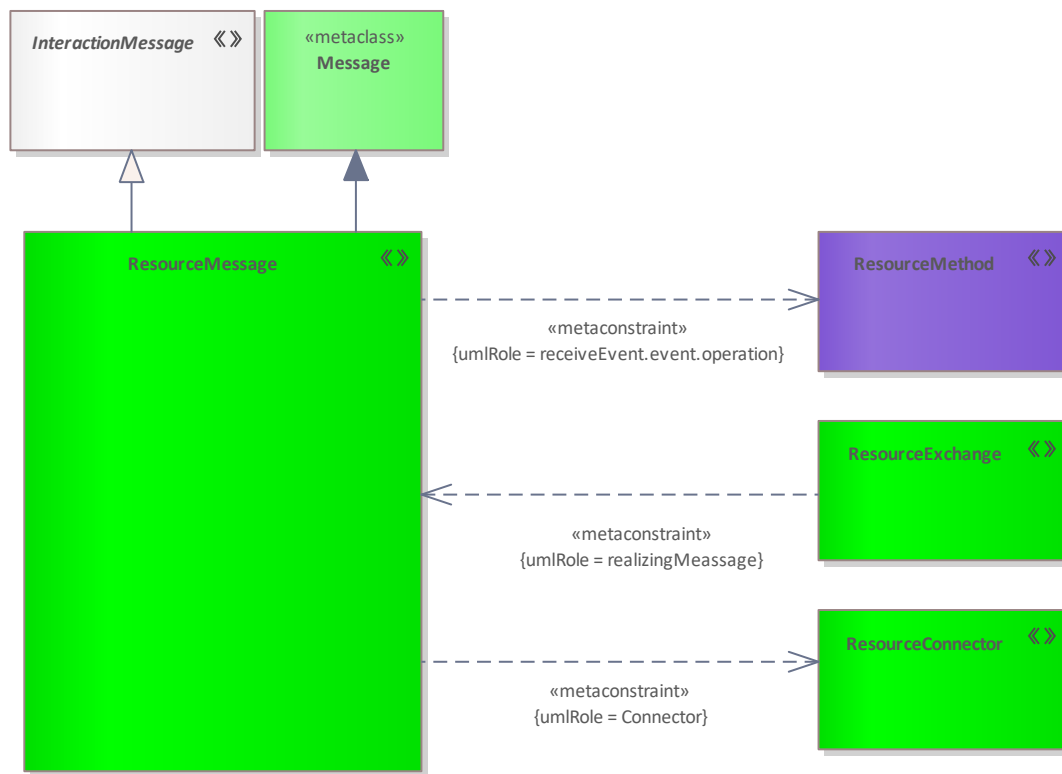


Figure 301: ResourceMessage

### Elements in Diagram

Name	Definition
<a href="#">InteractionMessage</a>	An abstract type that groups several types of messages used in the InteractionScenario.
<a href="#">ResourceConnector</a>	A channel for exchange between two ResourceRoles.
<a href="#">ResourceExchange</a>	Asserts that a flow can exist between ResourcePerformers (i.e. flows of data, people, material, or energy).
<a href="#">ResourceMessage</a>	Message for use in an Resource Event-Trace which carries any of the subtypes of ResourceExchange.
<a href="#">ResourceMethod</a>	A behavioral feature of a ResourcePerformer whose behavior is specified in a Function.

### Tagged Values

Tag Name	Valid Values
URI	String

### Relevant Viewpoints

- [P6 - Resource Sequence](#)
- [S6 - Service Interactions](#)

## 3.246 ResourceMethod

### Definition

A behavioral feature of a ResourcePerformer whose behavior is specified in a Function.

### Meta Model

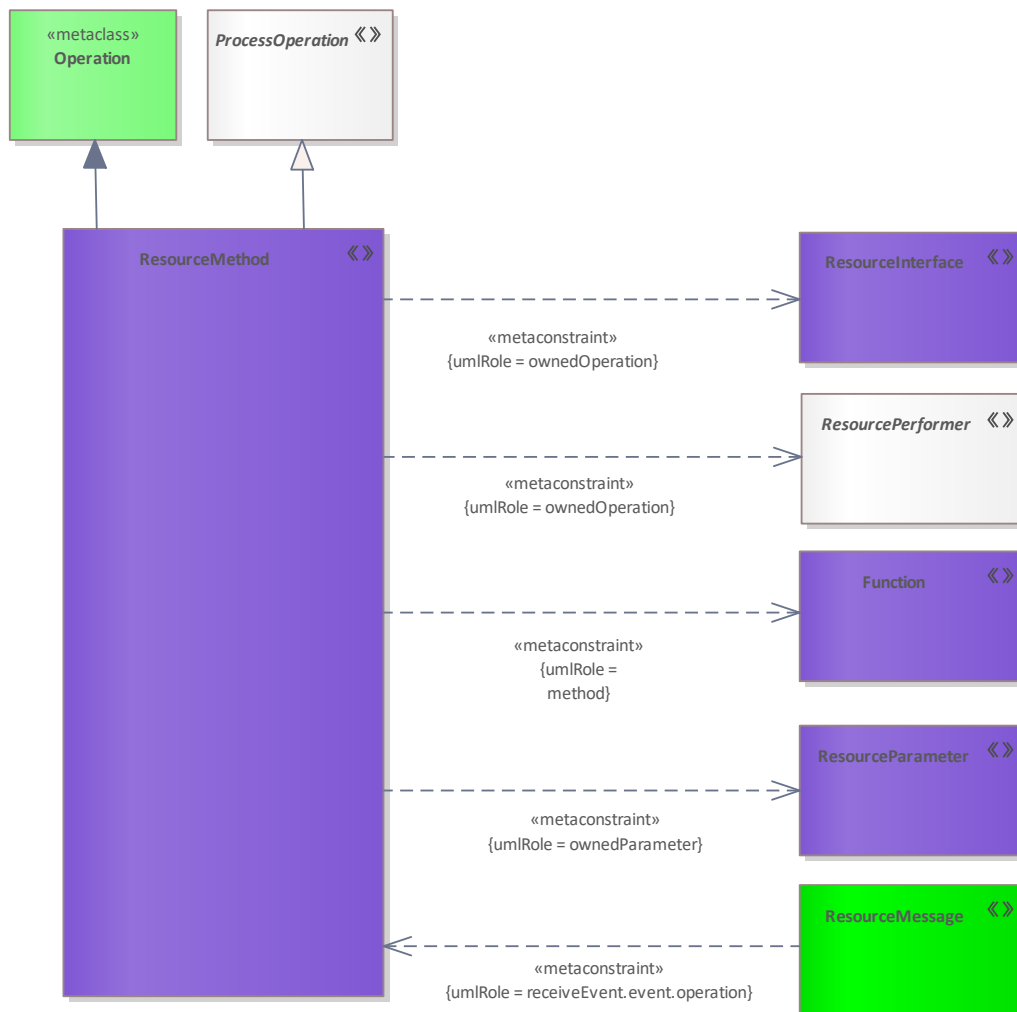


Figure 302: ResourceMethod

### Elements in Diagram

Name	Definition
<a href="#">Function</a>	An Activity which is specified in the context to the ResourcePerformer (human or machine) that IsCapableToPerform it.
<a href="#">ProcessOperation</a>	An abstract type that represents a behavior or process (i.e. a Function or OperationalActivity) that can be performed by a Performer.
<a href="#">ResourceInterface</a>	A declaration that specifies a contract between the ResourcePerformers it is related to and any other ResourcePerformers it can interact with. It is also intended to be an implementation of a specification of an Interface in the Business and/or Service la
<a href="#">ResourceMessage</a>	Message for use in an Resource Event-Trace which carries any of the subtypes of ResourceExchange.
<a href="#">ResourceMethod</a>	A behavioral feature of a ResourcePerformer whose behavior is specified in a Function.
<a href="#">ResourceParameter</a>	A type that represents inputs and outputs of an Function. It is typed by a ResourceInteractionItem.
<a href="#">ResourcePerformer</a>	An abstract type grouping elements that can be the subject of a SecurityConstraint (there are currently no security viewpoints in the NAF).

## Tagged Values

Tag Name	Valid Values
URI	String

## Relevant Viewpoints

## 3.247 ResourceMitigation

### Definition

A set of measures intended to implement an OperationalMitigation. Comprises a subset of activities that are performed in mitigation of the risk to protect the asset that is the subject of risk (ResourceRole) at the physical level. In the case of a Risk applicable to security, the form of activity is a SecurityControl or an EnhancedSecurityControl, otherwise it is a Function.

### Meta Model

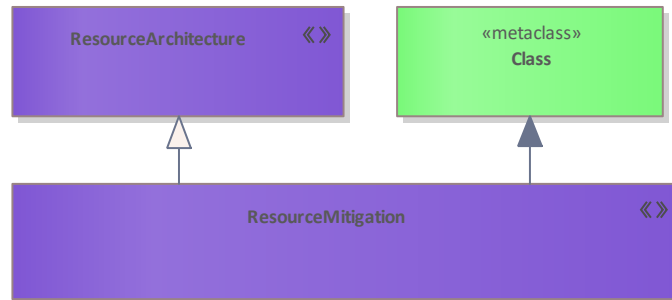


Figure 303: ResourceMitigation

### Elements in Diagram

Name	Definition
<a href="#">ResourceArchitecture</a>	A type used to denote a model of the Architecture, described from the ResourcePerformer perspective.
<a href="#">ResourceMitigation</a>	A set of measures intended to implement an OperationalMitigation. Comprises a subset of activities that are performed in mitigation of the risk to protect the asset that is the subject of risk (ResourceRole) at the physical level. In the case of a Risk ap

### Tagged Values

Tag Name	Valid Values
materialPlanningNumber	
AbstractionLevel	not set, 0, 1, 2, 3, 4, 5, 6, R
URI	String

### Relevant Viewpoints



## 3.248 ResourceParameter

### Definition

A type that represents inputs and outputs of an Function. It is typed by a ResourceInteractionItem.

### Meta Model

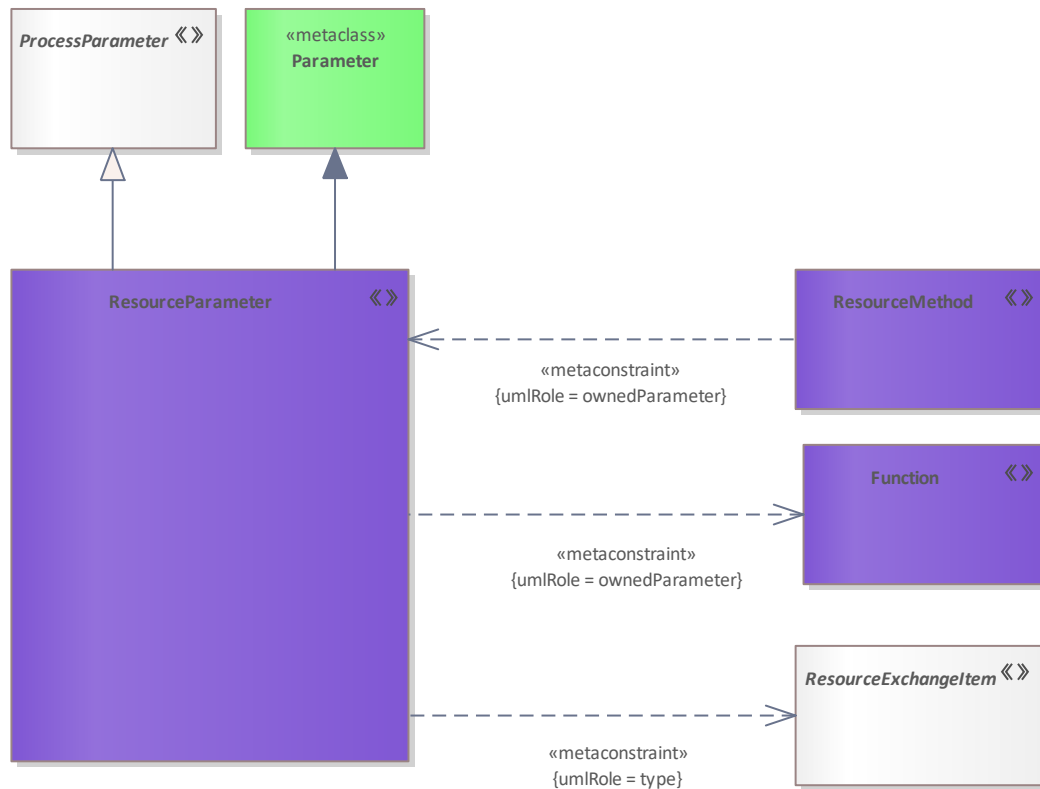


Figure 304: ResourceParameter

### Elements in Diagram

Name	Definition
<a href="#">Function</a>	An Activity which is specified in the context to the ResourcePerformer (human or machine) that IsCapableToPerform it.
<a href="#">ProcessParameter</a>	An abstract type that represents a behavior or process (i.e. a Function or OperationalActivity) that can be performed by a Performer.
<a href="#">ResourceExchangeItem</a>	An abstract type grouping elements that defines the types of elements that can be exchanged between ResourcePerformers and conveyed by a ResourceExchange.
<a href="#">ResourceMethod</a>	A behavioral feature of a ResourcePerformer whose behavior is specified in a Function.
<a href="#">ResourceParameter</a>	A type that represents inputs and outputs of an Function. It is typed by a ResourceInteractionItem.

### Tagged Values

Tag Name	Valid Values
URI	String

### Relevant Viewpoints

## 3.249 ResourcePerformer

### Definition

An abstract type grouping elements that can be the subject of a SecurityConstraint (there are currently no security viewpoints in the NAF).

### Meta Model

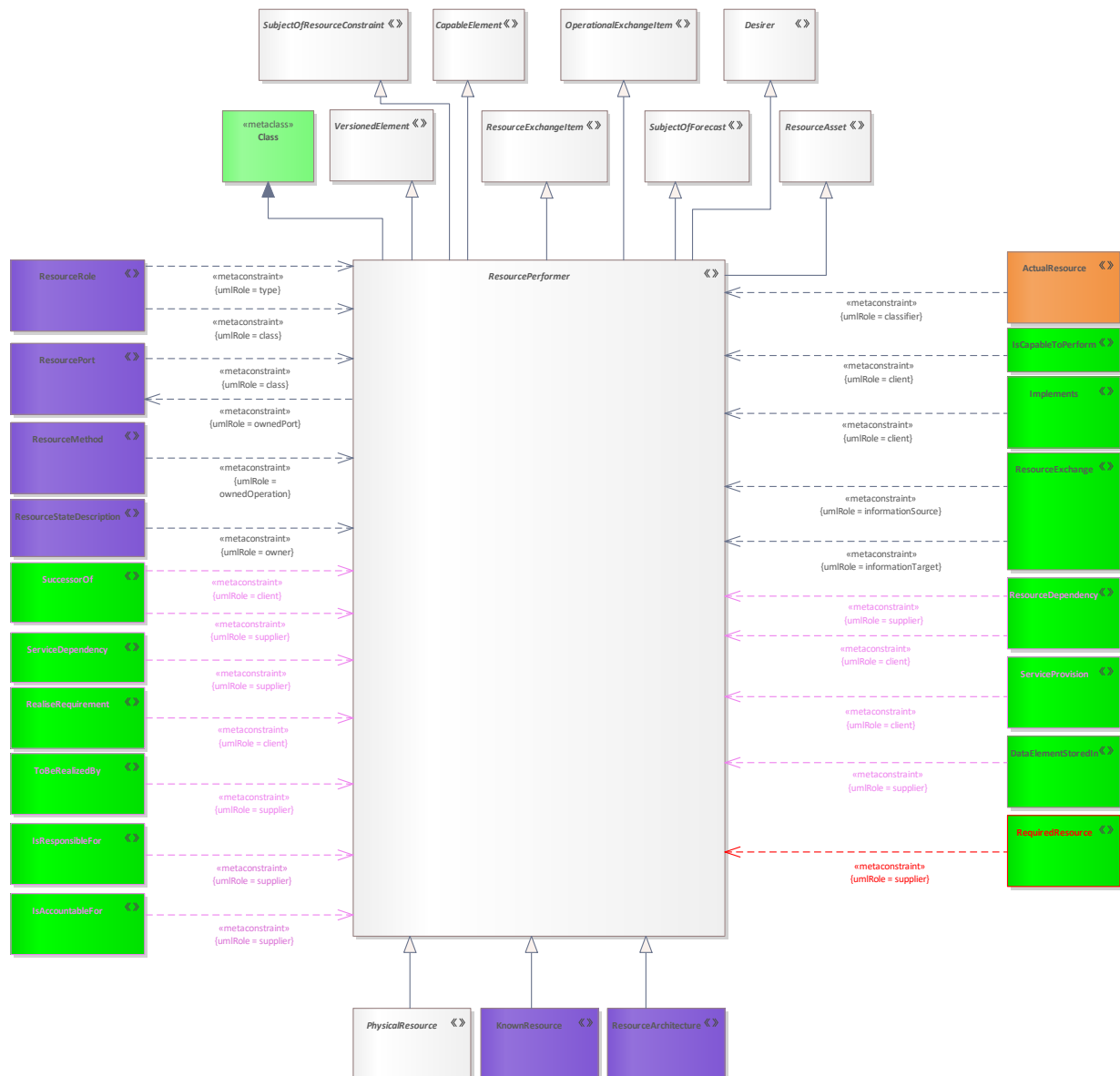


Figure 305: ResourcePerformer

### Elements in Diagram

Name	Definition
<a href="#">ActualResource</a>	Role in an Organisation, where the role carries the authority to undertake a function - through the ActualOrganizationalResource given the role has the responsibility.
<a href="#">CapableElement</a>	An abstract type that represents a structural element that can perform behaviors (i.e. OperationalActivity).
<a href="#">DataElementStoredIn</a>	Relation says that a data is stored in software.
<a href="#">Desirer</a>	Abstract type used to group architecture elements that might desire a particular effect.
<a href="#">Implements</a>	A tuple that defines how an element in the upper layer of abstraction is implemented by a semantically equivalent element (i.e. tracing the OperationalActivities to the Functions that implement them) in the lower level of abstraction.

Name	Definition
<a href="#"><u>IsAccountableFor</u></a>	A relation that expresses that an <code>OrganizationalResource</code> is responsible for a resource, service or project in the context of an approval.
<a href="#"><u>IsCapableToPerform</u></a>	A relationship that says that a capable element performs an activity or action.
<a href="#"><u>IsResponsibleFor</u></a>	A relation that expresses that an <code>OrganizationalResource</code> is responsible for a resource, service or project.
<a href="#"><u>KnownResource</u></a>	Asserts that a known <code>ResourcePerformer</code> constrains the implementation of the <code>OperationalPerformer</code> that plays the role in the <code>LogicalArchitecture</code> .
<a href="#"><u>OperationalExchangeItem</u></a>	An abstract grouping for elements that defines the types of elements that can be exchanged between <code>OperationalPerformers</code> and conveyed by an <code>OperationalExchange</code> .
<a href="#"><u>PhysicalResource</u></a>	An abstract type defining physical resources (i.e. <code>OrganizationalResource</code> , <code>ResourceArtifact</code> and <code>NaturalResource</code> ).
<a href="#"><u>RealiseRequirement</u></a>	Relation states that a functional or non-functional requirement is realized through this element.
<a href="#"><u>RequiredResource</u></a>	Relationship that indicates which resources a project milestone requires
<a href="#"><u>ResourceArchitecture</u></a>	A type used to denote a model of the Architecture, described from the <code>ResourcePerformer</code> perspective.
<a href="#"><u>ResourceAsset</u></a>	An abstract element used to group the elements of <code>ResourcePerformer</code> and <code>DataElement</code> allowing them to own <code>DataRoles</code>
<a href="#"><u>ResourceDependency</u></a>	Relationship that is a dependency of a resource on a resource.
<a href="#"><u>ResourceExchange</u></a>	Asserts that a flow can exist between <code>ResourcePerformers</code> (i.e. flows of data, people, material, or energy).
<a href="#"><u>ResourceExchangeItem</u></a>	An abstract type grouping elements that defines the types of elements that can be exchanged between <code>ResourcePerformers</code> and conveyed by a <code>ResourceExchange</code> .
<a href="#"><u>ResourceMethod</u></a>	A behavioral feature of a <code>ResourcePerformer</code> whose behavior is specified in a <code>Function</code> .
<a href="#"><u>ResourcePerformer</u></a>	An abstract type grouping elements that can be the subject of a <code>SecurityConstraint</code> (there are currently no security viewpoints in the NAF).
<a href="#"><u>ResourcePort</u></a>	An interaction point for a <code>ResourcePerformer</code> through which it can interact with the outside environment and which is defined by a <code>ResourceInterface</code> .
<a href="#"><u>ResourceRole</u></a>	Usage of a <code>ResourcePerformer</code> in the context of another <code>ResourcePerformer</code> . Creates a whole-part relationship.
<a href="#"><u>ResourceStateDescription</u></a>	A state machine describing the behavior of a <code>ResourcePerformer</code> , depicting how the <code>ResourcePerformer</code> responds to various events and the actions.
<a href="#"><u>ServiceDependency</u></a>	Relationship that is a dependency of a service on a service, operational node or resource.
<a href="#"><u>ServiceProvision</u></a>	An assertion that a Resource delivers a Service to a specified <code>ServiceLevel</code> .
<a href="#"><u>SubjectOfForecast</u></a>	An abstract type grouping elements that can be the subject of a Forecast.
<a href="#"><u>SubjectOfResourceConstraint</u></a>	An abstract type grouping elements that can be the subject of a <code>ResourceConstraint</code> .
<a href="#"><u>SuccessorOf</u></a>	A relationship between two elements that indicates that one element is the successor of the other.
<a href="#"><u>ToBeRealizedBy</u></a>	Relation states that a functional or non-functional requirement should be realized through this element.
<a href="#"><u>VersionedElement</u></a>	An abstract type grouping <code>ResourcePerformer</code> and <code>ServiceSpecification</code> that allows <code>VersionOfConfiguration</code> to be related to <code>ActualProjectMilestones</code> .

## Tagged Values

Tag Name	Valid Values
AbstractionLevel	not set, 0, 1, 2, 3, 4, 5, 6, R
URI	String

## Relevant Viewpoints

## 3.250 ResourcePort

### Definition

An interaction point for a ResourcePerformer through which it can interact with the outside environment and which is defined by a ResourceInterface.

### Meta Model

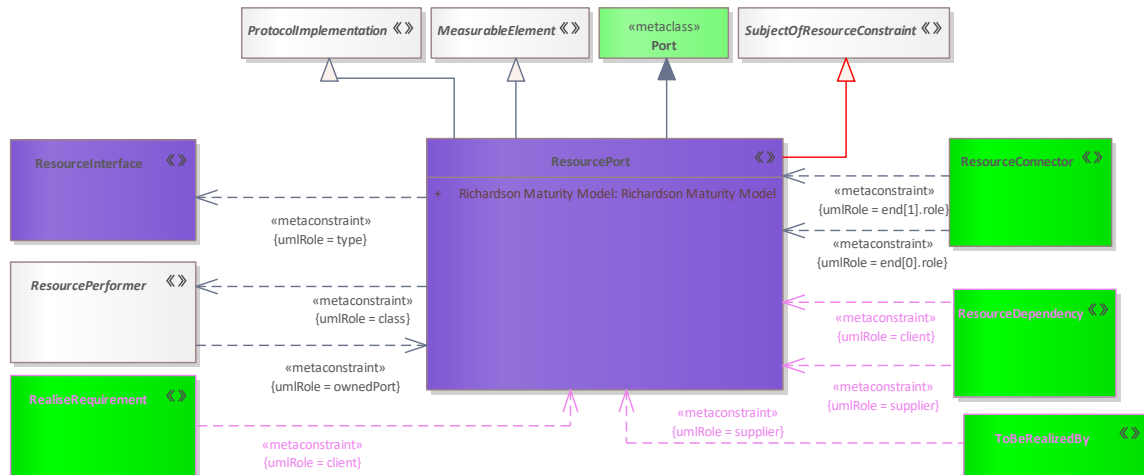


Figure 306: ResourcePort

### Elements in Diagram

Name	Definition
<a href="#">MeasurableElement</a>	Abstract type, grouping elements that can be measured by applying MeasurementSets to them.
<a href="#">ProtocolImplementation</a>	An abstract type grouping architectural elements that can implement Protocols.
<a href="#">RealiseRequirement</a>	Relation states that a functional or non-functional requirement is realized through this element.
<a href="#">ResourceConnector</a>	A channel for exchange between two ResourceRoles.
<a href="#">ResourceDependency</a>	Relationship that is a dependency of a resource on a resource.
<a href="#">ResourceInterface</a>	A declaration that specifies a contract between the ResourcePerformers it is related to and any other ResourcePerformers it can interact with. It is also intended to be an implementation of a specification of an Interface in the Business and/or Service la
<a href="#">ResourcePerformer</a>	An abstract type grouping elements that can be the subject of a SecurityConstraint (there are currently no security viewpoints in the NAF).
<a href="#">ResourcePort</a>	An interaction point for a ResourcePerformer through which it can interact with the outside environment and which is defined by a ResourceInterface.
<a href="#">SubjectOfResourceConstraint</a>	An abstract type grouping elements that can be the subject of a ResourceConstraint.
<a href="#">ToBeRealizedBy</a>	Relation states that a functional or non-functional requirement should be realized through this element.

### Tagged Values

Tag Name	Valid Values
Richardson Maturity Model	Level 0, Level 1, Level 2, Level 3, keine Relevanz, not set
URI	String

### Relevant Viewpoints

- [P3 - Resource Connectivity](#)



Name	Definition
<a href="#">Command</a>	A type of ResourceExchange that asserts that one OrganizationalResource commands another.
<a href="#">CompetenceForRole</a>	A tuple used to associate an organizational role with a specific set of required competencies.
<a href="#">Control</a>	A type of ResourceExchange that asserts that one PhysicalResource controls another PhysicalResource (i.e. the driver of a vehicle controlling the vehicle speed or direction).
<a href="#">DataElementStoredIn</a>	Relation says that a data is stored in software.
<a href="#">HostedOn</a>	Relation states that hardware (virtualized) or software is hosted on a virtualized platform or physical hardware.
<a href="#">Implements</a>	A tuple that defines how an element in the upper layer of abstraction is implemented by a semantically equivalent element (i.e. tracing the OperationalActivities to the Functions that implement them) in the lower level of abstraction.
<a href="#">InteractionRole</a>	An abstract type that represents an individual participant in the InteractionScenario.
<a href="#">LocationHolder</a>	Abstract type, used to group elements that are allowed to be associated with a Location.
<a href="#">PerformsInContext</a>	A relationship that says that a role performs an activity or action. It indicates that the action can be carried out by the role when used in a specific context or configuration.
<a href="#">PostRole</a>	A usage of a post in the context of another OrganizationalResource. Creates a whole-part relationship.
<a href="#">ProjectRole</a>	Usage of a Project in the context of another Project. Creates a whole-part relationship.
<a href="#">RealiseRequirement</a>	Relation states that a functional or non-functional requirement is realized through this element.
<a href="#">ResourceConnector</a>	A channel for exchange between two ResourceRoles.
<a href="#">ResourceDependency</a>	Relationship that is a dependency of a resource on a resource.
<a href="#">ResourceExchange</a>	Asserts that a flow can exist between ResourcePerformers (i.e. flows of data, people, material, or energy).
<a href="#">ResourcePerformer</a>	An abstract type grouping elements that can be the subject of a SecurityConstraint (there are currently no security viewpoints in the NAF).
<a href="#">ResourceRole</a>	Usage of a ResourcePerformer in the context of another ResourcePerformer. Creates a whole-part relationship.
<a href="#">ResourceToServiceDependency</a>	Relation states that a resource is dependent on a service.
<a href="#">Responsible</a>	Relation states that a project is responsible for a service or a material resource.
<a href="#">ServiceProvision</a>	An assertion that a Resource delivers a Service to a specified ServiceLevel.
<a href="#">SubjectOfResourceConstraint</a>	An abstract type grouping elements that can be the subject of a ResourceConstraint.
<a href="#">ToBeRealizedBy</a>	Relation states that a functional or non-functional requirement should be realized through this element.

## Tagged Values

Tag Name	Valid Values
IT security accreditation	akkreditiert VS-NfD, akkreditiert Geheim, konform VS-NfD, konform Geheim, nicht akkreditiert, keine Relevanz, not set
Programming language	ABAP, Java, PHP, C++, C#, Python, keine Relevanz, not set
roleKind	Part, Component, Used Configuration, Used Physical Architecture, Human Resource, Platform, System, Sub Organisation, Post Role, Responsibility Role, Equipment, Sub System Part, Hosted Software, Artifact Component, Natural Resource Component, Other

SecurityDomain	String
Virtualization level	vollständige Virtualisierung, Paravirtualisierung, Betriebssystemvirtualisierung, nicht virtualisiert, keine Relevant, not set
Virtualization location	Bare Metal, Hosted, keine Virtualisierung, keine Relevanz, not set
x86 processor architecture	Ja, Nein, begründete Abweichung, keine Relevanz, not set
URI	String

### Relevant Viewpoints

- [P2 - Resource Structure](#)
- [P3 - Resource Connectivity](#)
- [P6 - Resource Sequence](#)
- [S6 - Service Interactions](#)



## 3.252 ResourceSignal

### Definition

A property of an element representing something in the physical world, expressed in amounts of a unit of measure.

### Meta Model

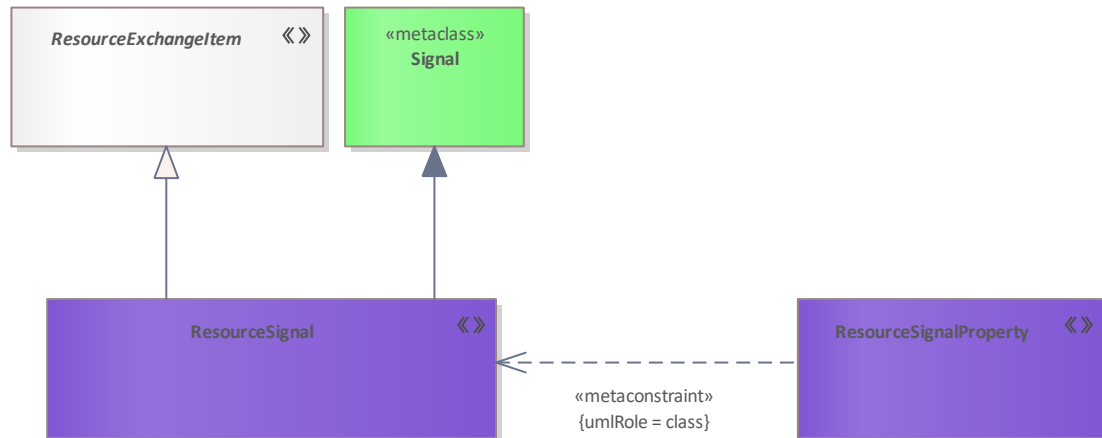


Figure 308: ResourceSignal

### Elements in Diagram

Name	Definition
<a href="#">ResourceExchangeItem</a>	An abstract type grouping elements that defines the types of elements that can be exchanged between ResourcePerformers and conveyed by a ResourceExchange.
<a href="#">ResourceSignal</a>	A property of an element representing something in the physical world, expressed in amounts of a unit of measure.
<a href="#">ResourceSignalProperty</a>	A property of an ResourceSignal typed by ResourceExchangeItem. It enables ResourceExchangeItem e.g. DataElement to be passed as arguments of the ResourceSignal.

### Tagged Values

Tag Name	Valid Values
AbstractionLevel	not set, 0, 1, 2, 3, 4, 5, 6, R
URI	String

### Relevant Viewpoints

- [P3 - Resource Connectivity](#)

## 3.253 ResourceSignalProperty

### Definition

A property of an ResourceSignal typed by ResourceExchangeItem. It enables ResourceExchangeItem e.g. DataElement to be passed as arguments of the ResourceSignal.

### Meta Model

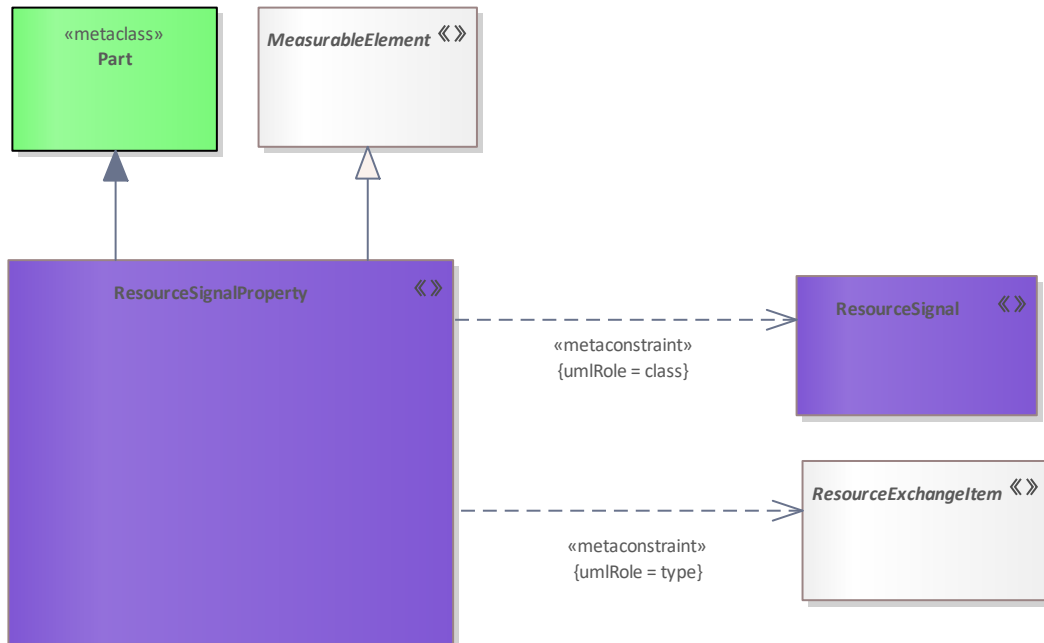


Figure 309: ResourceSignalProperty

### Elements in Diagram

Name	Definition
<a href="#">MeasurableElement</a>	Abstract type, grouping elements that can be measured by applying MeasurementSets to them.
<a href="#">ResourceExchangeItem</a>	An abstract type grouping elements that defines the types of elements that can be exchanged between ResourcePerformers and conveyed by a ResourceExchange.
<a href="#">ResourceSignal</a>	A property of an element representing something in the physical world, expressed in amounts of a unit of measure.
<a href="#">ResourceSignalProperty</a>	A property of an ResourceSignal typed by ResourceExchangeItem. It enables ResourceExchangeItem e.g. DataElement to be passed as arguments of the ResourceSignal.

### Tagged Values

Tag Name	Valid Values
URI	String

### Relevant Viewpoints

## 3.254 ResourceStateDescription

### Definition

A state machine describing the behavior of a ResourcePerformer, depicting how the ResourcePerformer responds to various events and the actions.

### Meta Model

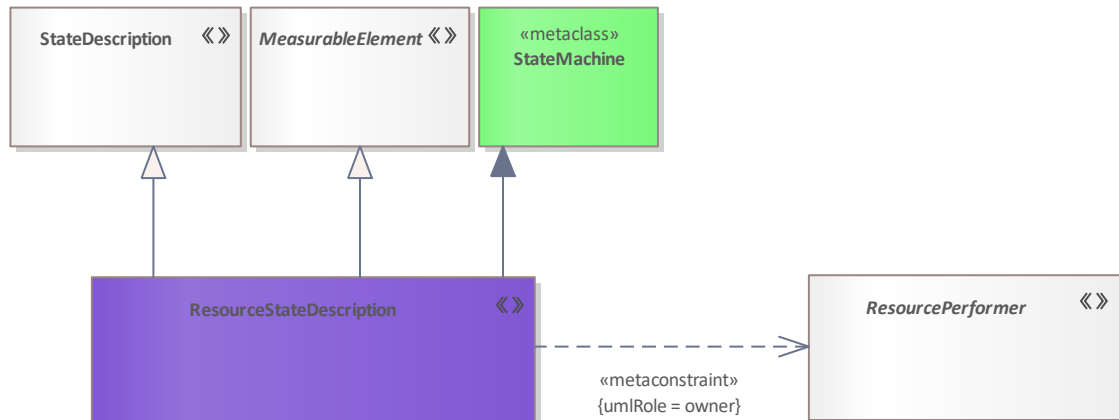


Figure 310: ResourceStateDescription

### Elements in Diagram

Name	Definition
<a href="#">MeasurableElement</a>	Abstract type, grouping elements that can be measured by applying MeasurementSets to them.
<a href="#">ResourcePerformer</a>	An abstract type grouping elements that can be the subject of a SecurityConstraint (there are currently no security viewpoints in the NAF).
<a href="#">ResourceStateDescription</a>	A state machine describing the behavior of a ResourcePerformer, depicting how the ResourcePerformer responds to various events and the actions.
<a href="#">StateDescription</a>	An abstract type that represents a state machine (i.e. an OperationalStateDescription or ResourceStateDescription), depicting how the Asset responds to various events and the actions.

### Tagged Values

Tag Name	Valid Values
URI	String

### Relevant Viewpoints

- [P5 - Resource States](#)

## 3.255 ResourceToServiceDependency

### Definition

Relation states that a resource is dependent on a service.

### Meta Model

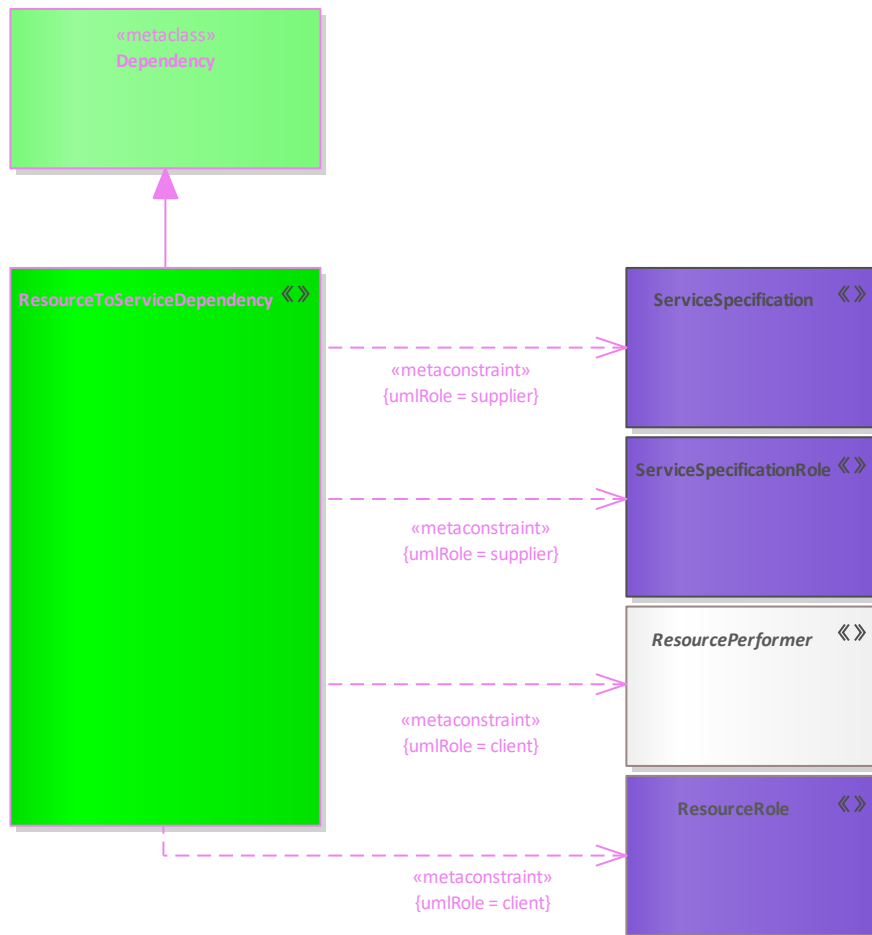


Figure 311: ResourceToServiceDependency

### Elements in Diagram

Name	Definition
<a href="#">ResourcePerformer</a>	An abstract type grouping elements that can be the subject of a SecurityConstraint (there are currently no security viewpoints in the NAF).
<a href="#">ResourceRole</a>	Usage of a ResourcePerformer in the context of another ResourcePerformer. Creates a whole-part relationship.
<a href="#">ResourceToServiceDependency</a>	Relation states that a resource is dependent on a service.
<a href="#">ServiceSpecification</a>	The specification of a set of functionality provided one element for the use of others.
<a href="#">ServiceSpecificationRole</a>	An assertion that a ServiceSecification calls upon another ServiceSpecification in order to deliver its stated functionality.

### Tagged Values

### Relevant Viewpoints

- [P2 - Resource Structure](#)

## 3.256 Responsibility

### Definition

The type of duty required of a Person or Organization.

### Meta Model

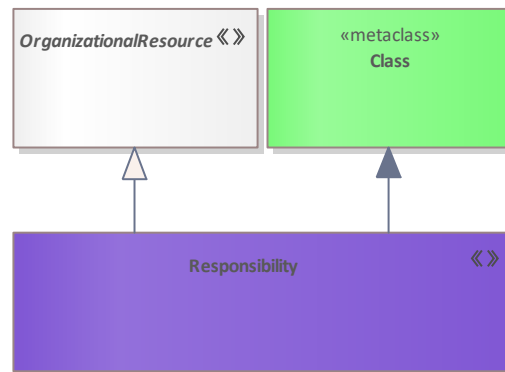


Figure 312: Responsibility

### Elements in Diagram

Name	Definition
<a href="#">OrganizationalResource</a>	An abstract type for Organization, Person Post and Responsibility.
<a href="#">Responsibility</a>	The type of duty required of a Person or Organization.

### Tagged Values

Tag Name	Valid Values
URI	String
AbstractionLevel	not set, 0, 1, 2, 3, 4, 5, 6, R

### Relevant Viewpoints

- [A2 - Architecture Products](#)
- [L2 - Logical Scenario](#)
- [L3 - Node Interaction](#)
- [L4 - Logical Activities](#)

## 3.257 Responsible

### Definition

Relation states that a project is responsible for a service or a material resource.

### Meta Model

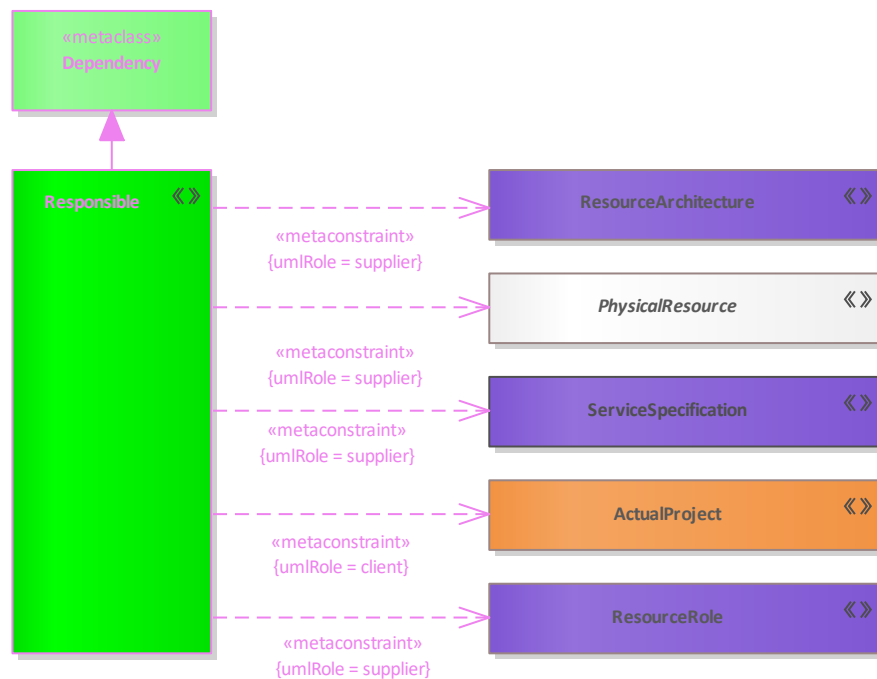


Figure 313: Responsible

### Elements in Diagram

Name	Definition
<a href="#">ActualProject</a>	A time-limited endeavor to provide a specific set of ActualResource that meet specific Capability needs.
<a href="#">PhysicalResource</a>	An abstract type defining physical resources (i.e. OrganizationalResource, ResourceArtifact and NaturalResource).
<a href="#">ResourceArchitecture</a>	A type used to denote a model of the Architecture, described from the ResourcePerformer perspective.
<a href="#">ResourceRole</a>	Usage of a ResourcePerformer in the context of another ResourcePerformer. Creates a whole-part relationship.
<a href="#">Responsible</a>	Relation states that a project is responsible for a service or a material resource.
<a href="#">ServiceSpecification</a>	The specification of a set of functionality provided one element for the use of others.

### Tagged Values

### Relevant Viewpoints

- [P2 - Resource Structure](#)

## 3.258 ResultsFrom

### Definition

Relationship expresses that an element of architecture is the reason for a finding.

### Meta Model




Figure 314: ResultsFrom

### Elements in Diagram

Name	Definition
<a href="#">Classification</a>	Classification according to STANAG 1059.
<a href="#">Finding</a>	An ascertainment made in the model, which relates to the methodology used, the subject under consideration, the tool or something else.
<a href="#">FunctionalRequirement</a>	The element represents a functional requirement (what should the system / software be able to do?).
<a href="#">Measurement</a>	A property of an element representing something in the physical world, expressed in amounts of a unit of measure.
<a href="#">Measurement</a>	A property of an element representing something in the physical world, expressed in amounts of a unit of measure.
<a href="#">Measurement</a>	A property of an element representing something in the physical world, expressed in amounts of a unit of measure.
<a href="#">MeasurementType</a>	A type of a property representing something in the physical world, expressed in amounts of a unit of measure.
<a href="#">NonfunctionalRequirement</a>	The element represents a non-functional requirement (how should the system / software be able to do something?).
<a href="#">Reference</a>	Element describes all types of references.
<a href="#">RequirementCatalogue</a>	Element represents a catalog of requirements, which consists of different categories (RequirementCategory) of functional and non-functional requirements.
<a href="#">RequirementCategory</a>	Element represents a category of a catalog of requirements.
<a href="#">ResultsFrom</a>	Relationship expresses that an element of architecture is the reason for a finding.

Name	Definition
<a href="#">UAFElement</a>	Abstract super type for all of the UAF elements. It provides a way for all of the UAF elements to have a common set of properties.

## Tagged Values

Tag Name	Valid Values
Type	Method, Tool, Others, Subject

## Relevant Viewpoints

- [A1 - Meta-Data Definitions](#)
- [A2 - Architecture Products](#)
- [A3 - Architecture Correspondence](#)
- [A6 - Architecture Versions](#)
- [A7 - Architecture Compliance](#)
- [A8 - Standards](#)
- [Ar - Architecture Roadmap](#)
- [C1 - Capability Taxonomy](#)
- [C1-S1 - Capability to Service Mapping](#)
- [C2 - Enterprise Vision](#)
- [C3 - Capability Dependencies](#)
- [C4 - Standard Processes](#)
- [C5 - Effects](#)
- [C7 - Performance Parameters](#)
- [C8 - Planning Assumption](#)
- [Cr - Capability Roadmap](#)
- [L1 - Node Types](#)
- [L2 - Logical Scenario](#)
- [L2-L3 - Logical Concept Viewpoint](#)
- [L3 - Node Interaction](#)
- [L4 - Logical Activities](#)
- [L4-P4 Activity to Function Mapping](#)
- [L5 - Logical States](#)
- [L6 - Logical Sequence](#)
- [L7 - Information Model](#)
- [L8 - Logical Constraints](#)
- [Lr - Lines of Development](#)
- [P1- Resource Types](#)
- [P2 - Resource Structure](#)
- [P3 - Resource Connectivity](#)
- [P4 - Resource Functions](#)
- [P5 - Resource States](#)
- [P6 - Resource Sequence](#)
- [P7 - Data Model](#)
- [P8 - Resource Constraints](#)
- [Pr - Configuration Management](#)
- [R2 - Requirement Catalogue](#)
- [R3 - Requirement Dependencies](#)
- [R7 - Requirement Derivation](#)
- [R8 - Requirement Fulfilment](#)
- [Rr - Requirement Realization](#)
- [S1 - Service Taxonomy](#)
- [S2 - Service Structure](#)
- [S3 - Service Interfaces](#)
- [S4 - Service Functions](#)
- [S5 - Service States](#)
- [S6 - Service Interactions](#)
- [S7 - Service Interface Parameters](#)
- [S8 - Service Policy](#)
- [Sr - Service Roadmap](#)



## 3.259 Rule

### Definition

An abstract type for all types of constraint (i.e. an OperationalConstraint could detail the rules of accountancy best practice).

### Meta Model

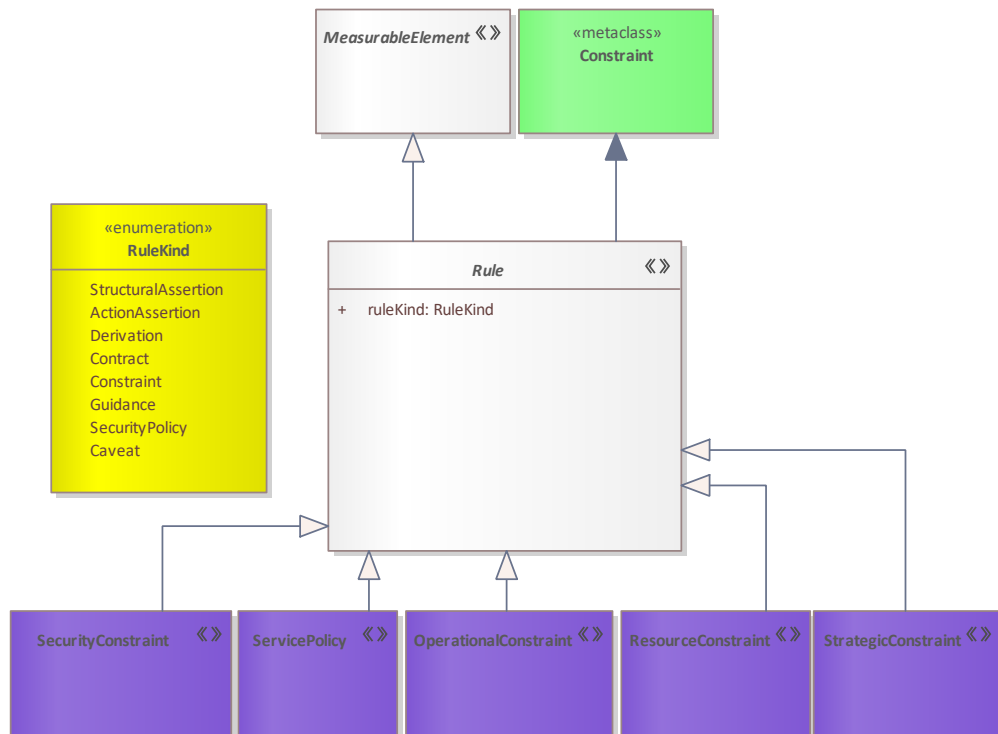


Figure 315: Rule

### Elements in Diagram

Name	Definition
<a href="#">MeasurableElement</a>	Abstract type, grouping elements that can be measured by applying MeasurementSets to them.
<a href="#">OperationalConstraint</a>	A Rule governing a logical architectural element i.e. OperationalPerformer, OperationalActivity, InformationElement etc.
<a href="#">ResourceConstraint</a>	A rule governing the structural or functional aspects of an implementation.
<a href="#">Rule</a>	An abstract type for all types of constraint (i.e. an OperationalConstraint could detail the rules of accountancy best practice).
<a href="#">SecurityConstraint</a>	A type of rule that captures a formal statement to define security laws, regulations, guidances, and policy. Element is not used in the current version of the framework and reserved for future developments.
<a href="#">ServicePolicy</a>	A constraint governing the use of one or more ServiceSpecifications.
<a href="#">StrategicConstraint</a>	A Rule governing a capability.

### Tagged Values

Tag Name	Valid Values
ruleKind	StructuralAssertion, ActionAssertion, Derivation, Contract, Constraint, Guidance, SecurityPolicy, Caveat
URI	String

### Relevant Viewpoints

## 3.260 SameAs

### Definition

A tuple that asserts that two elements refer to the same real-world thing.

### Meta Model

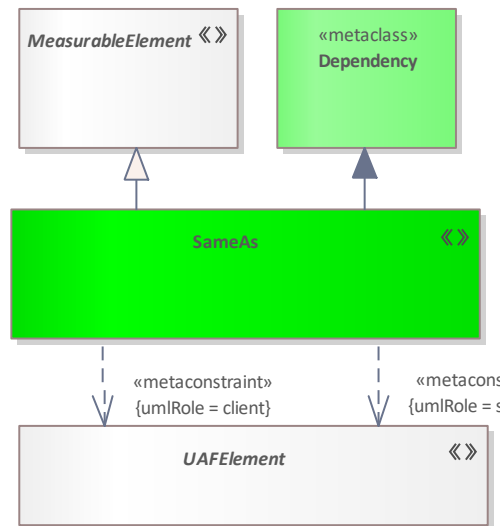


Figure 316: SameAs

### Elements in Diagram

Name	Definition
<a href="#">MeasurableElement</a>	Abstract type, grouping elements that can be measured by applying MeasurementSets to them.
<a href="#">SameAs</a>	A tuple that asserts that two elements refer to the same real-world thing.
<a href="#">UAFElement</a>	Abstract super type for all of the UAF elements. It provides a way for all of the UAF elements to have a common set of properties.

### Tagged Values

Tag Name	Valid Values
URI	String

### Relevant Viewpoints

- [A7 - Architecture Compliance](#)

## 3.261 Satisfy

### Definition

This relation states that an constraint affects an element.

### Meta Model

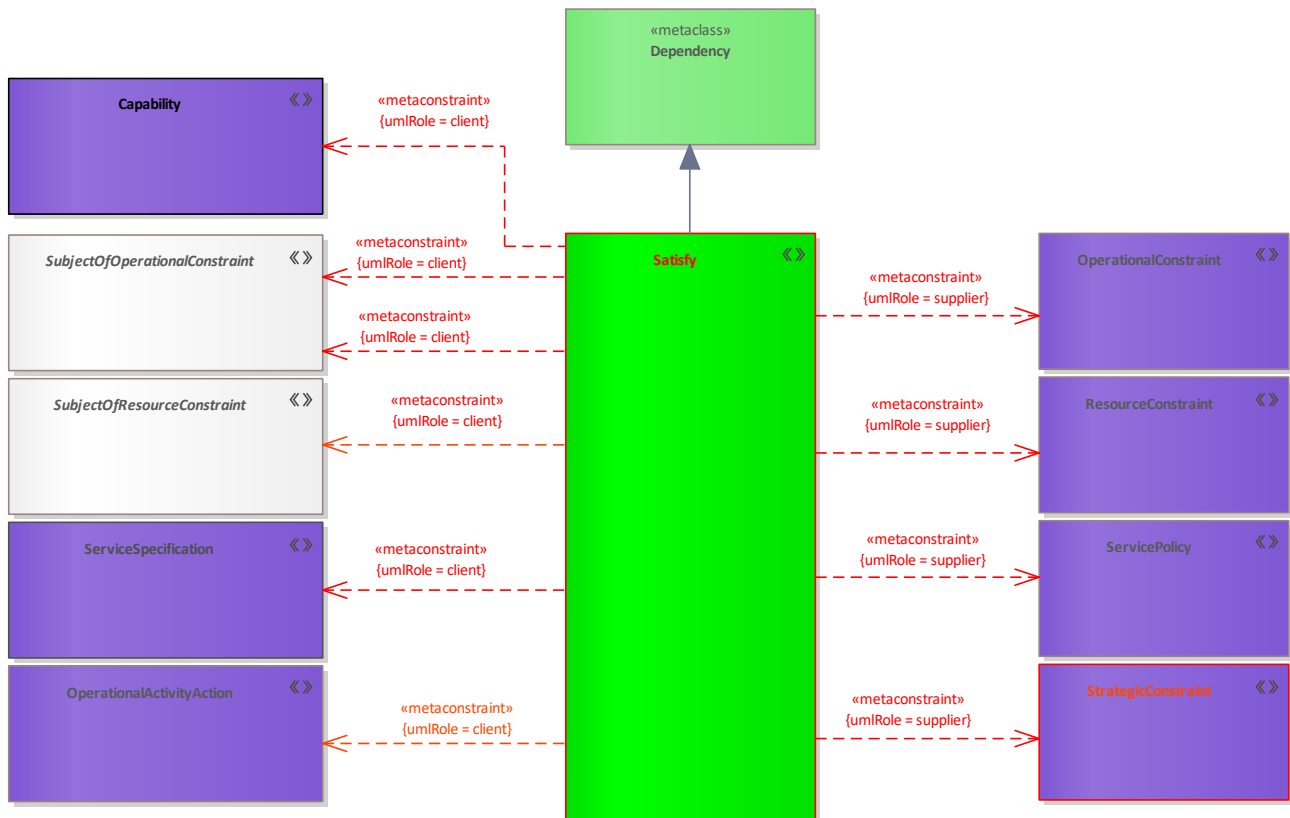


Figure 317: Satisfy

### Elements in Diagram

Name	Definition
<a href="#">Capability</a>	A high level specification of the enterprise's ability to execute a specified course of action.
<a href="#">OperationalActivityAction</a>	A call of an OperationalActivity in the context of another OperationalActivity.
<a href="#">OperationalConstraint</a>	A Rule governing a logical architectural element i.e. OperationalPerformer, OperationalActivity, InformationElement etc.
<a href="#">ResourceConstraint</a>	A rule governing the structural or functional aspects of an implementation.
<a href="#">Satisfy</a>	This relation states that an constraint affects an element.
<a href="#">ServicePolicy</a>	A constraint governing the use of one or more ServiceSpecifications.
<a href="#">ServiceSpecification</a>	The specification of a set of functionality provided one element for the use of others.
<a href="#">StrategicConstraint</a>	A Rule governing a capability.
<a href="#">SubjectOfOperationalConstraint</a>	An abstract type grouping elements that can be the subject of an OperationalConstraint.
<a href="#">SubjectOfResourceConstraint</a>	An abstract type grouping elements that can be the subject of a ResourceConstraint.

### Tagged Values

### Relevant Viewpoints

- [C1 - Capability Taxonomy](#)

- [C2 - Enterprise Vision](#)
- [C3 - Capability Dependencies](#)
- [C4 - Standard Processes](#)
- [C5 - Effects](#)
- [C7 - Performance Parameters](#)
- [C8 - Planning Assumption](#)
- [L1 - Node Types](#)
- [L2 - Logical Scenario](#)
- [L2-L3 - Logical Concept Viewpoint](#)
- [L3 - Node Interaction](#)
- [L4 - Logical Activities](#)
- [L4-P4 Activity to Function Mapping](#)
- [L5 - Logical States](#)
- [L6 - Logical Sequence](#)
- [L7 - Information Model](#)
- [L8 - Logical Constraints](#)
- [Lr - Lines of Development](#)
- [P1- Resource Types](#)
- [P2 - Resource Structure](#)
- [P3 - Resource Connectivity](#)
- [P4 - Resource Functions](#)
- [P5 - Resource States](#)
- [P6 - Resource Sequence](#)
- [P7 - Data Model](#)
- [P8 - Resource Constraints](#)
- [Pr - Configuration Management](#)
- [R7 - Requirement Derivation](#)
- [S1 - Service Taxonomy](#)
- [S2 - Service Structure](#)
- [S3 - Service Interfaces](#)
- [S4 - Service Functions](#)
- [S5 - Service States](#)
- [S7 - Service Interface Parameters](#)
- [S8 - Service Policy](#)

## 3.262 SecurityConstraint

### Definition

A type of rule that captures a formal statement to define security laws, regulations, guidances, and policy. Element is not used in the current version of the framework and reserved for future developments.

### Meta Model

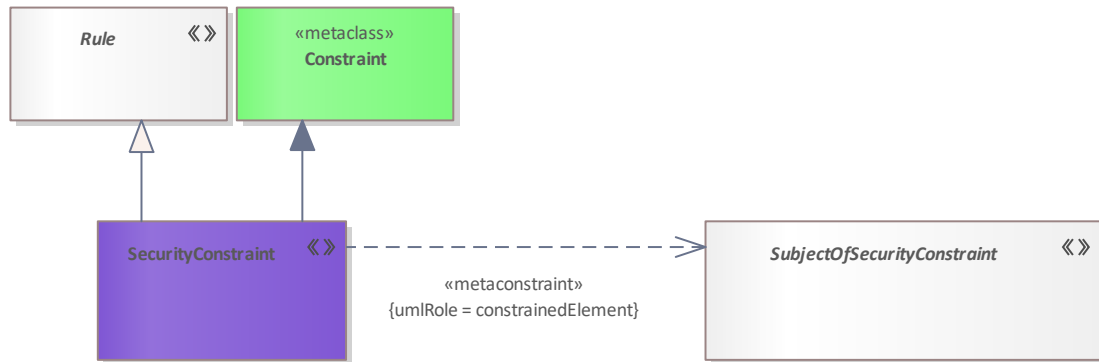


Figure 318: SecurityConstraint

### Elements in Diagram

Name	Definition
<a href="#">Rule</a>	An abstract type for all types of constraint (i.e. an OperationalConstraint could detail the rules of accountancy best practice).
<a href="#">SecurityConstraint</a>	A type of rule that captures a formal statement to define security laws, regulations, guidances, and policy. Element is not used in the current version of the framework and reserved for future developments.
<a href="#">SubjectOfSecurityConstraint</a>	An abstract grouping of elements that can be the subject of a SecurityConstraint. Element is not used in the current version of the framework and reserved for future developments.

### Tagged Values

Tag Name	Valid Values
ruleKind	StructuralAssertion, ActionAssertion, Derivation, Contract, Constraint, Guidance, SecurityPolicy, Caveat
URI	String

### Relevant Viewpoints

## 3.263 SecurityEnclave

### Definition

Collection of information systems connected by one or more internal networks under the control of a single authority and security policy. The systems may be structured by physical proximity or by function, independent of location.

Element is not used in the current version of the framework and reserved for future developments.

### Meta Model

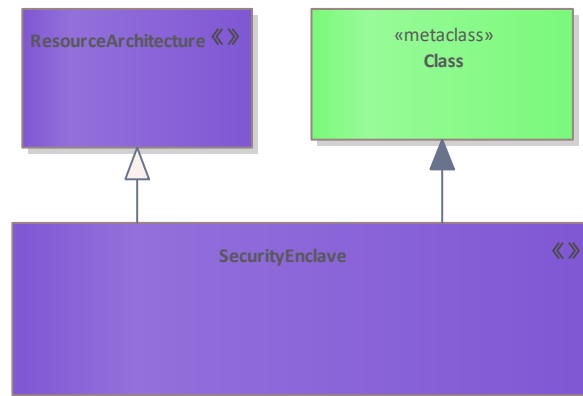


Figure 319: SecurityEnclave

### Elements in Diagram

Name	Definition
<a href="#">ResourceArchitecture</a>	A type used to denote a model of the Architecture, described from the ResourcePerformer perspective.
<a href="#">SecurityEnclave</a>	Collection of information systems connected by one or more internal networks under the control of a single authority and security policy. The systems may be structured by physical proximity or by function, independent of location. Element is not used in

### Tagged Values

Tag Name	Valid Values
materialPlanningNumber	
AbstractionLevel	not set, 0, 1, 2, 3, 4, 5, 6, R
URI	String

### Relevant Viewpoints

## 3.264 SecurityProcess

### Definition

The security-related procedure that satisfies the security control requirement.

Element is not used in the current version of the framework and reserved for future developments.

### Meta Model

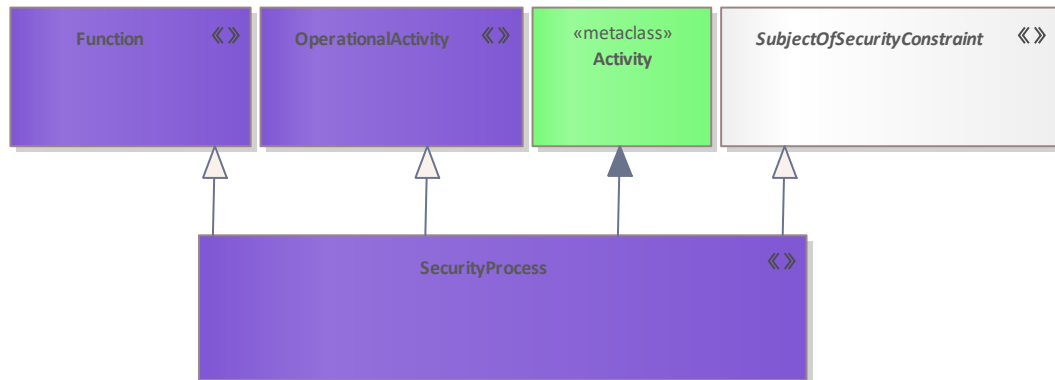


Figure 320: SecurityProcess

### Elements in Diagram

Name	Definition
<a href="#">Function</a>	An Activity which is specified in the context to the ResourcePerformer (human or machine) that IsCapableToPerform it.
<a href="#">OperationalActivity</a>	An Activity that captures a logical process, specified independently of how the process is carried out.
<a href="#">SecurityProcess</a>	The security-related procedure that satisfies the security control requirement. Element is not used in the current version of the framework and reserved for future developments.
<a href="#">SubjectOfSecurityConstraint</a>	An abstract grouping of elements that can be the subject of a SecurityConstraint. Element is not used in the current version of the framework and reserved for future developments.

### Tagged Values

Tag Name	Valid Values
AbstractionLevel	not set, 0, 1, 2, 3, 4, 5, 6, R
URI	String

### Relevant Viewpoints

## 3.265 ServiceClassification

### Definition

Relation is used to show that two services have a relationship in the sense of a taxonomy.

### Meta Model

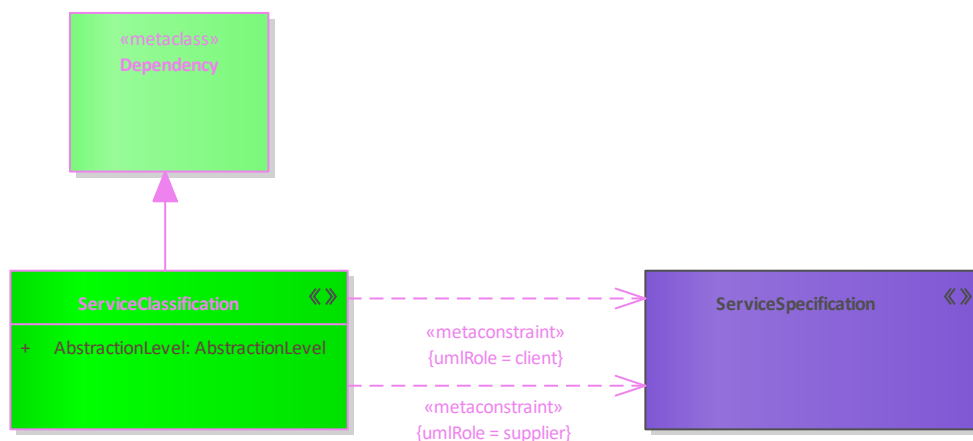


Figure 321: ServiceClassification

### Elements in Diagram

Name	Definition
<a href="#">ServiceClassification</a>	Relation is used to show that two services have a relationship in the sense of a taxonomy.
<a href="#">ServiceSpecification</a>	The specification of a set of functionality provided one element for the use of others.

### Tagged Values

Tag Name	Valid Values
AbstractionLevel	not set, 0, 1, 2, 3, 4, 5, 6, R

### Relevant Viewpoints

- [S1 - Service Taxonomy](#)



## 3.266 ServiceConnector

### Definition

A channel for exchange between two ServiceSpecifications. Where one acts as the consumer of the other.

### Meta Model

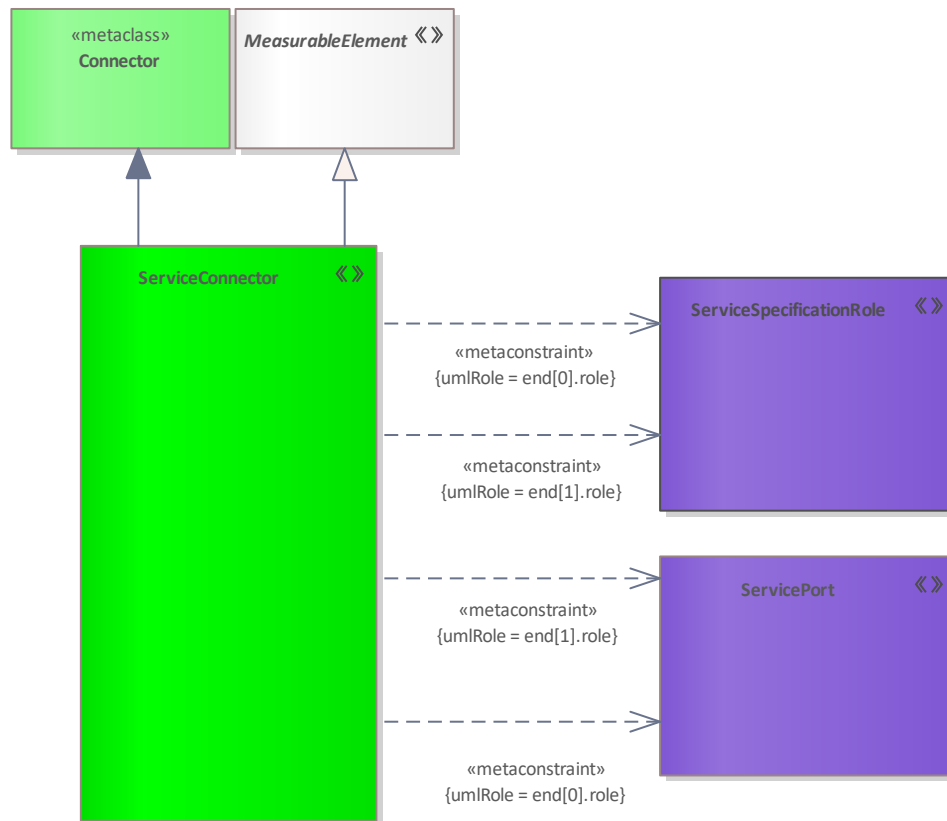


Figure 322: ServiceConnector

### Elements in Diagram

Name	Definition
<a href="#">MeasurableElement</a>	Abstract type, grouping elements that can be measured by applying MeasurementSets to them.
<a href="#">ServiceConnector</a>	A channel for exchange between two ServiceSpecifications. Where one acts as the consumer of the other.
<a href="#">ServicePort</a>	An interaction point for a ServiceSpecification through which it can interact with the outside environment and which is defined by a ServiceInterface.
<a href="#">ServiceSpecificationRole</a>	An assertion that a ServiceSecification calls upon another ServiceSpecification in order to deliver its stated functionality.

### Tagged Values

Tag Name	Valid Values
URI	String

### Relevant Viewpoints

- [S3 - Service Interfaces](#)

## 3.267 ServiceDependency

### Definition

Relationship that is a dependency of a service on a service, operational node or resource.

### Meta Model

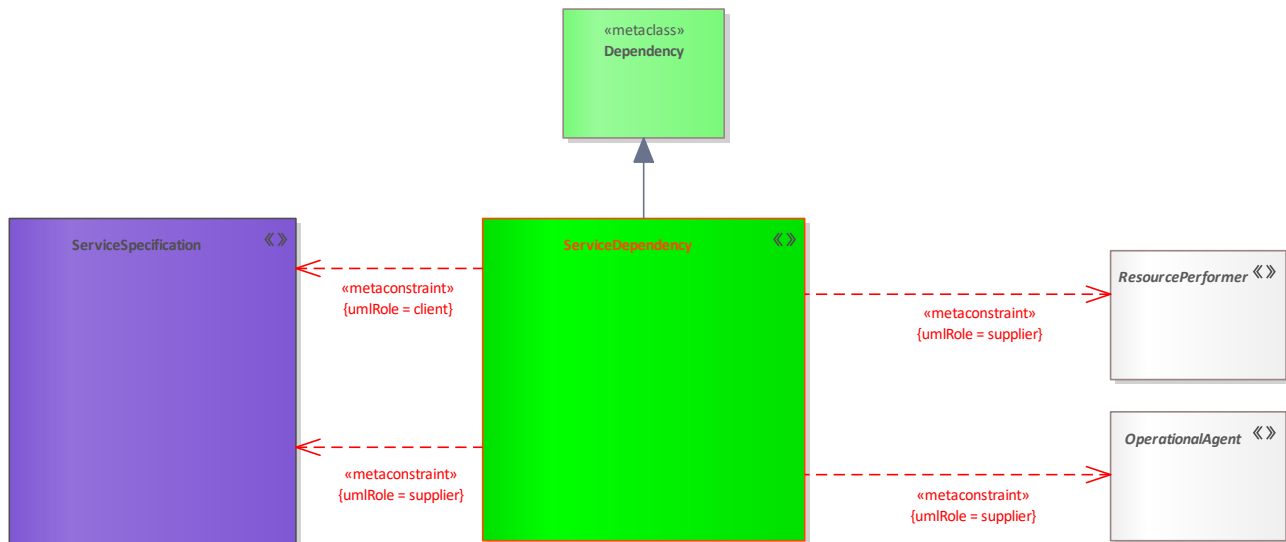


Figure 323: ServiceDependency

### Elements in Diagram

Name	Definition
<a href="#">OperationalAgent</a>	An abstract type grouping Operational Architecture and Operational Performer.
<a href="#">ResourcePerformer</a>	An abstract type grouping elements that can be the subject of a SecurityConstraint (there are currently no security viewpoints in the NAF).
<a href="#">ServiceDependency</a>	Relationship that is a dependency of a service on a service, operational node or resource.
<a href="#">ServiceSpecification</a>	The specification of a set of functionality provided one element for the use of others.

### Tagged Values

#### Relevant Viewpoints

- [S2 - Service Structure](#)

## 3.268 ServiceFunction

### Definition

An Activity that describes the abstract behavior of ServiceSpecifications, regardless of the actual implementation.

### Meta Model




Figure 324: ServiceFunction

## Elements in Diagram

Name	Definition
<a href="#">BusinessProcess</a>	An abstract type that represents a behavior or process (i.e. a Function or OperationalActivity) that can be performed by a Performer.
<a href="#">Implements</a>	A tuple that defines how an element in the upper layer of abstraction is implemented by a semantically equivalent element (i.e. tracing the OperationalActivities to the Functions that implement them) in the lower level of abstraction.
<a href="#">IsCapableToPerform</a>	A relationship that says that a capable element performs an activity or action.
<a href="#">PerformsInContext</a>	A relationship that says that a role performs an activity or action. It indicates that the action can be carried out by the role when used in a specific context or configuration.
<a href="#">ProvidesServiceFunction</a>	Relationship that expresses that a service function is provided by an interface.
<a href="#">RealiseRequirement</a>	Relation states that a functional or non-functional requirement is realized through this element.
<a href="#">ServiceFunction</a>	An Activity that describes the abstract behavior of ServiceSpecifications, regardless of the actual implementation.
<a href="#">ServiceFunctionAction</a>	A call of a ServiceFunction in the context of another ServiceFunction.
<a href="#">ServiceMethod</a>	A behavioral feature of a ServiceSpecification whose behavior is specified in a ServiceFunction.
<a href="#">ServiceParameter</a>	A type that represents inputs and outputs of a ServiceFunction, represents inputs and outputs of a ServiceSpecification.
<a href="#">ToBeRealizedBy</a>	Relation states that a functional or non-functional requirement should be realized through this element.

## Tagged Values

Tag Name	Valid Values
AbstractionLevel	not set, 0, 1, 2, 3, 4, 5, 6, R
ITSD_UTILITYUsage	not set, IT-Service, IT-Anwender, Betrieb, IT-Service/IT-Anwender, IT-Service/Betrieb, IT-Anwender/Betrieb, IT-Service/IT-Anwender/Betrieb
URI	String

## Relevant Viewpoints

- [Rr - Requirement Realization](#)
- [S2 - Service Structure](#)
- [S4 - Service Functions](#)
- [S7 - Service Interface Parameters](#)

## 3.269 ServiceFunctionAction

### Definition

A call of a ServiceFunction in the context of another ServiceFunction.

### Meta Model

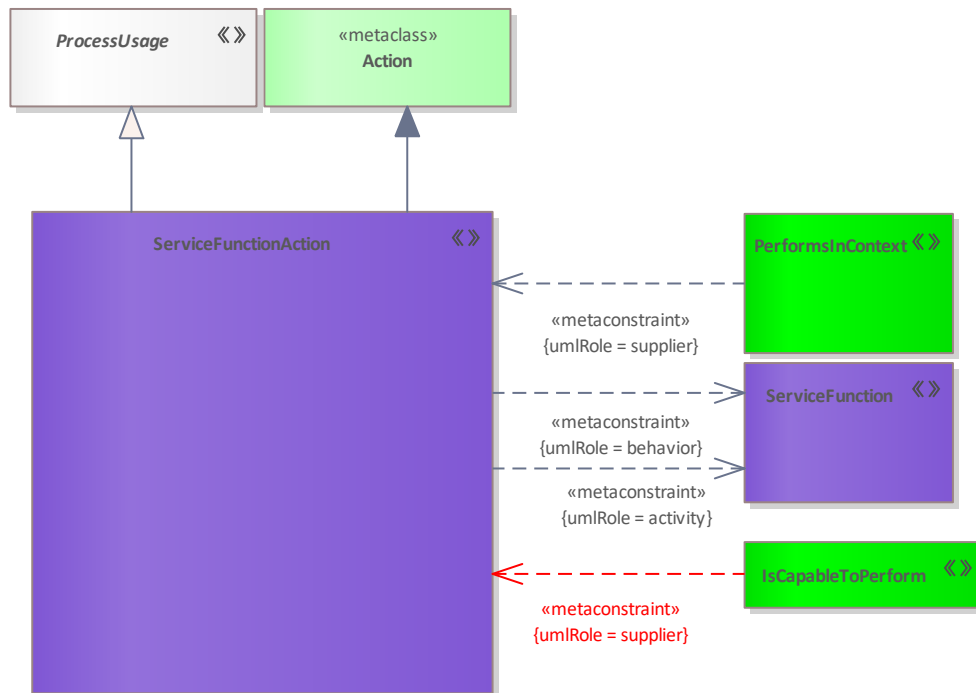


Figure 325: ServiceFunctionAction

### Elements in Diagram

Name	Definition
<a href="#">IsCapableToPerform</a>	A relationship that says that a capable element performs an activity or action.
<a href="#">PerformsInContext</a>	A relationship that says that a role performs an activity or action. It indicates that the action can be carried out by the role when used in a specific context or configuration.
<a href="#">ProcessUsage</a>	An abstract type that represents a behavior or process (i.e. a Function or OperationalActivity) that can be performed by a Performer or Role.
<a href="#">ServiceFunction</a>	An Activity that describes the abstract behavior of ServiceSpecifications, regardless of the actual implementation.
<a href="#">ServiceFunctionAction</a>	A call of a ServiceFunction in the context of another ServiceFunction.

### Tagged Values

Tag Name	Valid Values
URI	String

### Relevant Viewpoints

- [S4 - Service Functions](#)

## 3.270 ServiceInterface

### Definition

A contract that defines the ServiceMethods and ServiceMessageHandlers that the ServiceSpecification realizes.

### Meta Model

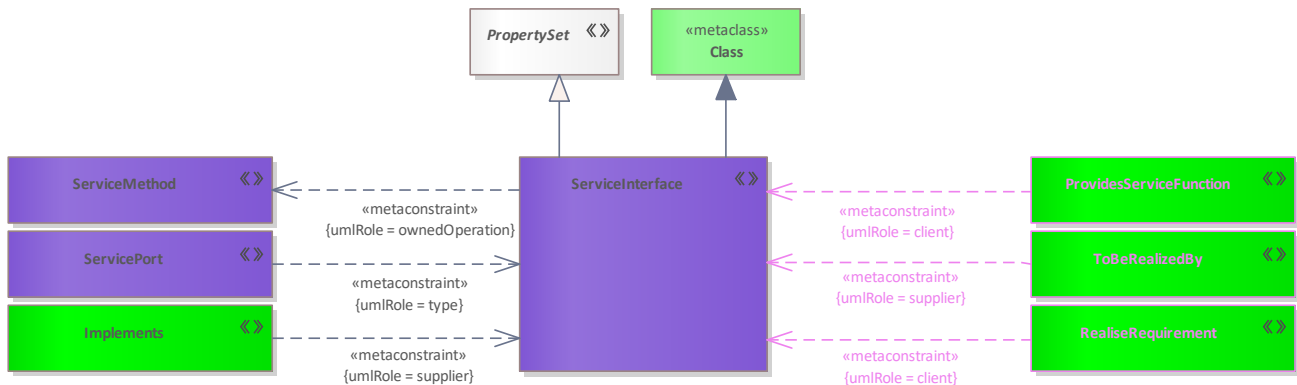


Figure 326: ServiceInterface

### Elements in Diagram

Name	Definition
<a href="#">Implements</a>	A tuple that defines how an element in the upper layer of abstraction is implemented by a semantically equivalent element (i.e. tracing the OperationalActivities to the Functions that implement them) in the lower level of abstraction.
<a href="#">PropertySet</a>	An abstract type grouping architectural elements that can own Measurements.
<a href="#">ProvidesServiceFunction</a>	Relationship that expresses that a service function is provided by an interface.
<a href="#">RealiseRequirement</a>	Relation states that a functional or non-functional requirement is realized through this element.
<a href="#">ServiceInterface</a>	A contract that defines the ServiceMethods and ServiceMessageHandlers that the ServiceSpecification realizes.
<a href="#">ServiceMethod</a>	A behavioral feature of a ServiceSpecification whose behavior is specified in a ServiceFunction.
<a href="#">ServicePort</a>	An interaction point for a ServiceSpecification through which it can interact with the outside environment and which is defined by a ServiceInterface.
<a href="#">ToBeRealizedBy</a>	Relation states that a functional or non-functional requirement should be realized through this element.

### Tagged Values

Tag Name	Valid Values
URI	String

### Relevant Viewpoints

- [Rr - Requirement Realization](#)
- [S2 - Service Structure](#)
- [S3 - Service Interfaces](#)
- [S7 - Service Interface Parameters](#)

## 3.271 ServiceMessage

### Definition

Message for use in a Service Event-Trace.

### Meta Model

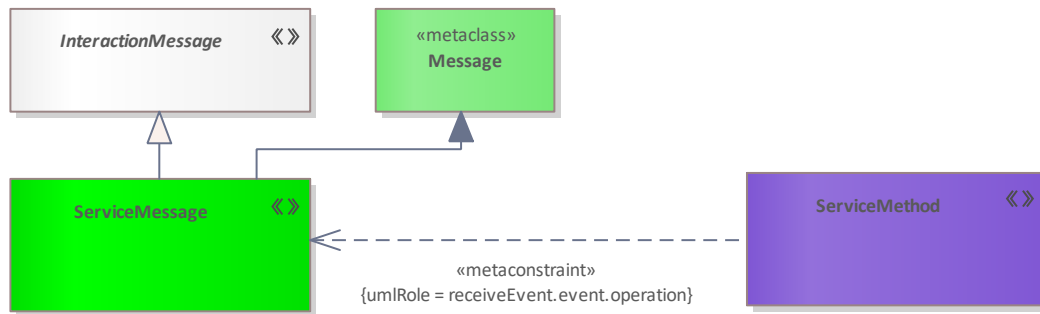


Figure 327: ServiceMessage

### Elements in Diagram

Name	Definition
<a href="#">InteractionMessage</a>	An abstract type that groups several types of messages used in the InteractionScenario.
<a href="#">ServiceMessage</a>	Message for use in a Service Event-Trace.
<a href="#">ServiceMethod</a>	A behavioral feature of a ServiceSpecification whose behavior is specified in a ServiceFunction.

### Tagged Values

Tag Name	Valid Values
URI	String

### Relevant Viewpoints

- [L6 - Logical Sequence](#)
- [P6 - Resource Sequence](#)
- [S6 - Service Interactions](#)

## 3.272 ServiceMethod

### Definition

A behavioral feature of a ServiceSpecification whose behavior is specified in a ServiceFunction.

### Meta Model

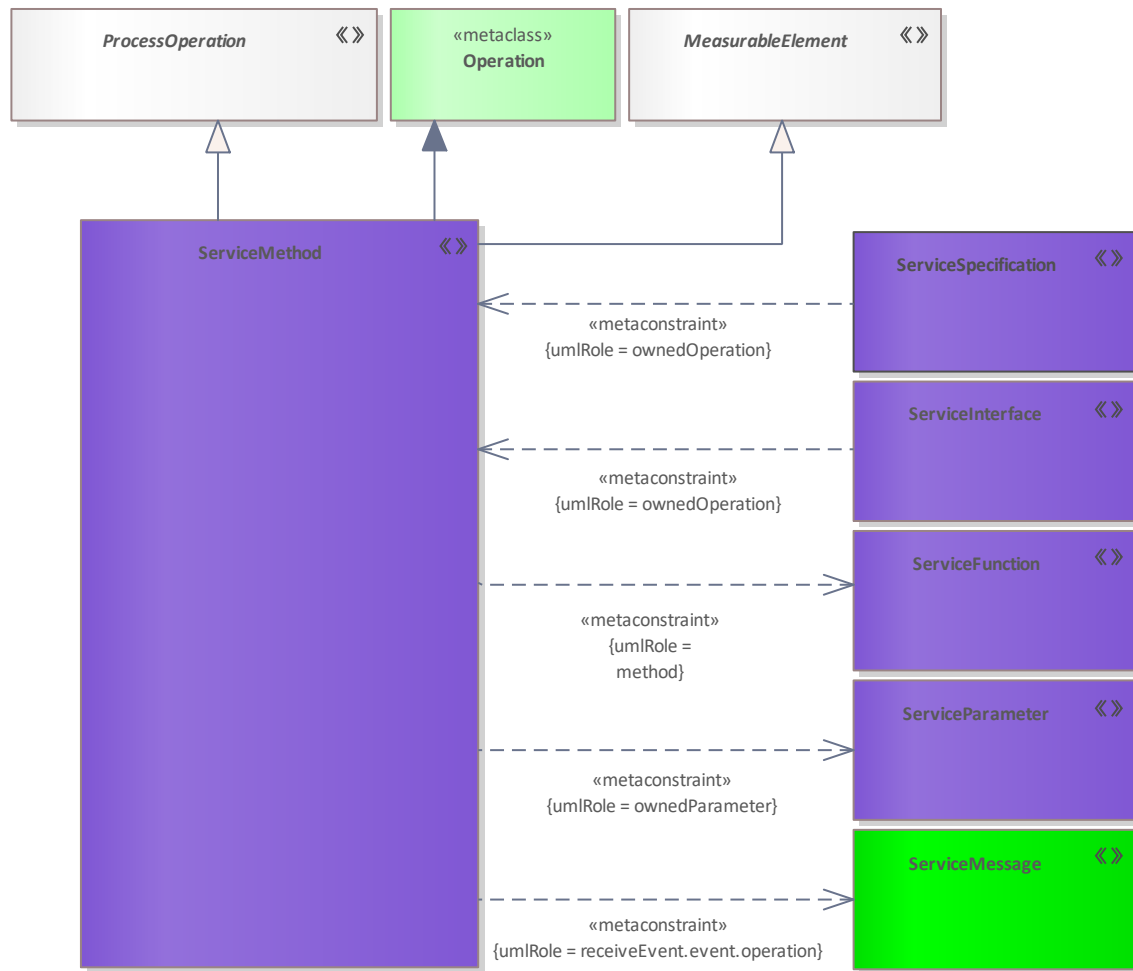


Figure 328: ServiceMethod

### Elements in Diagram

Name	Definition
<a href="#">MeasurableElement</a>	Abstract type, grouping elements that can be measured by applying MeasurementSets to them.
<a href="#">ProcessOperation</a>	An abstract type that represents a behavior or process (i.e. a Function or OperationalActivity) that can be performed by a Performer.
<a href="#">ServiceFunction</a>	An Activity that describes the abstract behavior of ServiceSpecifications, regardless of the actual implementation.
<a href="#">ServiceInterface</a>	A contract that defines the ServiceMethods and ServiceMessageHandlers that the ServiceSpecification realizes.
<a href="#">ServiceMessage</a>	Message for use in a Service Event-Trace.
<a href="#">ServiceMethod</a>	A behavioral feature of a ServiceSpecification whose behavior is specified in a ServiceFunction.
<a href="#">ServiceParameter</a>	A type that represents inputs and outputs of a ServiceFunction, represents inputs and outputs of a ServiceSpecification.
<a href="#">ServiceSpecification</a>	The specification of a set of functionality provided one element for the use of others.



## Tagged Values

Tag Name	Valid Values
URI	String

## Relevant Viewpoints

## 3.273 ServiceParameter

### Definition

A type that represents inputs and outputs of a ServiceFunction, represents inputs and outputs of a ServiceSpecification.

### Meta Model

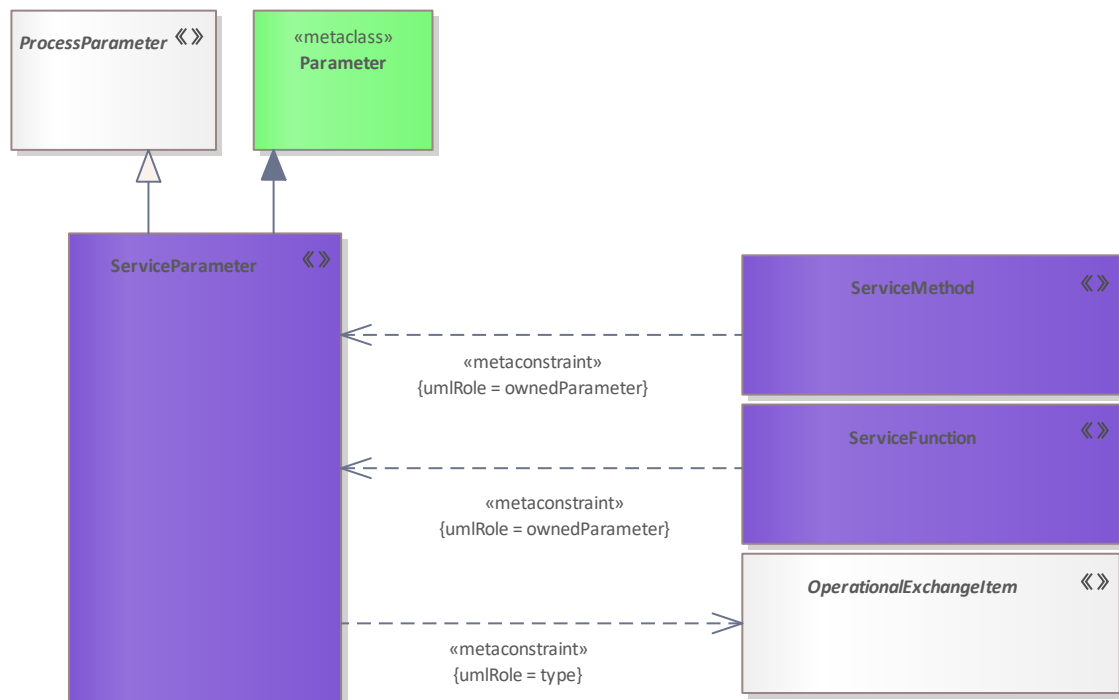


Figure 329: ServiceParameter

### Elements in Diagram

Name	Definition
<a href="#">OperationalExchangeItem</a>	An abstract grouping for elements that defines the types of elements that can be exchanged between OperationalPerformers and conveyed by an OperationalExchange.
<a href="#">ProcessParameter</a>	An abstract type that represents a behavior or process (i.e. a Function or OperationalActivity) that can be performed by a Performer.
<a href="#">ServiceFunction</a>	An Activity that describes the abstract behavior of ServiceSpecifications, regardless of the actual implementation.
<a href="#">ServiceMethod</a>	A behavioral feature of a ServiceSpecification whose behavior is specified in a ServiceFunction.
<a href="#">ServiceParameter</a>	A type that represents inputs and outputs of a ServiceFunction, represents inputs and outputs of a ServiceSpecification.

### Tagged Values

Tag Name	Valid Values
URI	String

### Relevant Viewpoints

## 3.274 ServicePolicy

### Definition

A constraint governing the use of one or more ServiceSpecifications.

### Meta Model

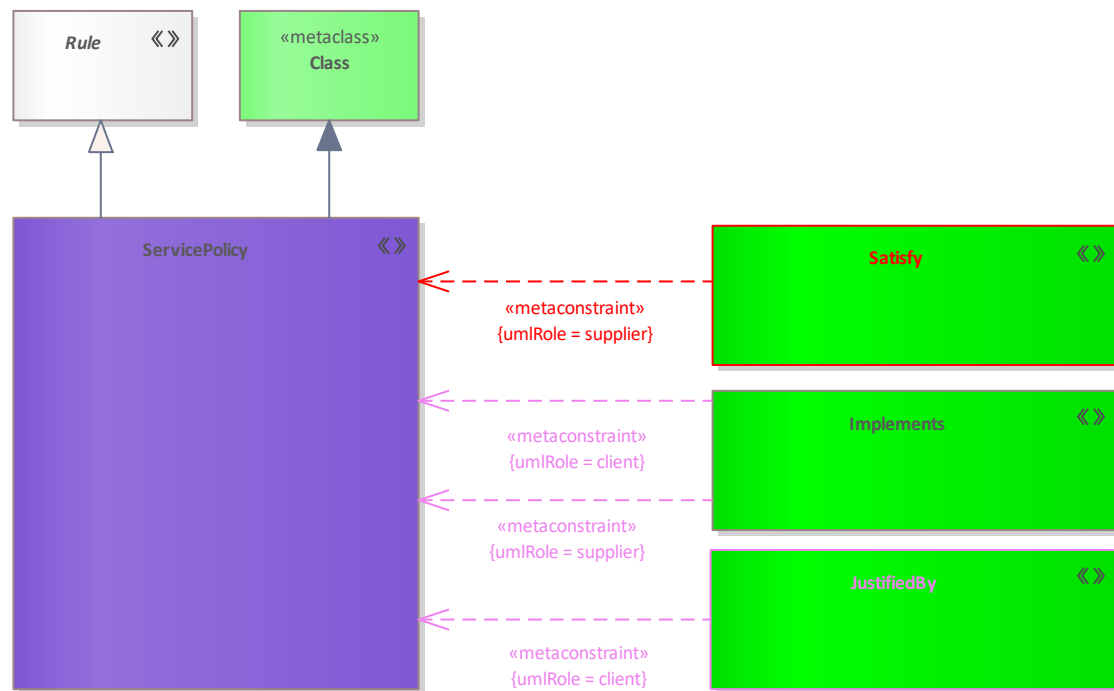


Figure 330: ServicePolicy

### Elements in Diagram

Name	Definition
<a href="#">Implements</a>	A tuple that defines how an element in the upper layer of abstraction is implemented by a semantically equivalent element (i.e. tracing the OperationalActivities to the Functions that implement them) in the lower level of abstraction.
<a href="#">JustifiedBy</a>	Relation states that an Constraint is derived from a reference (Reference, DocumentReference, SMEReference).
<a href="#">Rule</a>	An abstract type for all types of constraint (i.e. an OperationalConstraint could detail the rules of accountancy best practice).
<a href="#">Satisfy</a>	This relation states that an constraint affects an element.
<a href="#">ServicePolicy</a>	A constraint governing the use of one or more ServiceSpecifications.

### Tagged Values

Tag Name	Valid Values
ruleKind	StructuralAssertion, ActionAssertion, Derivation, Contract, Constraint, Guidance, SecurityPolicy, Caveat
URI	String

### Relevant Viewpoints

- [C8 - Planning Assumption](#)
- [L8 - Logical Constraints](#)
- [P8 - Resource Constraints](#)
- [R7 - Requirement Derivation](#)
- [S1 - Service Taxonomy](#)
- [S2 - Service Structure](#)
- [S3 - Service Interfaces](#)
- [S4 - Service Functions](#)

- [S5 - Service States](#)
- [S7 - Service Interface Parameters](#)
- [S8 - Service Policy](#)

## 3.275 ServicePort

### Definition

An interaction point for a ServiceSpecification through which it can interact with the outside environment and which is defined by a ServiceInterface.

### Meta Model

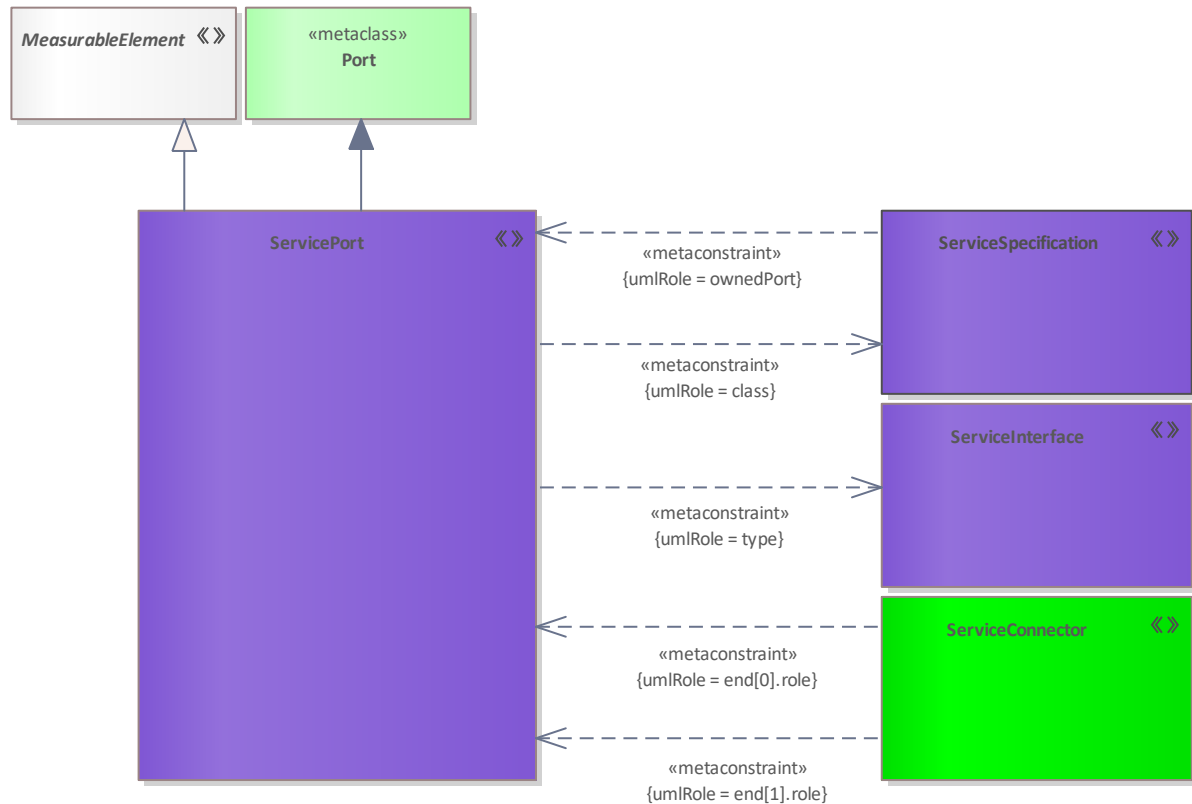


Figure 331: ServicePort

### Elements in Diagram

Name	Definition
<a href="#">MeasurableElement</a>	Abstract type, grouping elements that can be measured by applying MeasurementSets to them.
<a href="#">ServiceConnector</a>	A channel for exchange between two ServiceSpecifications. Where one acts as the consumer of the other.
<a href="#">ServiceInterface</a>	A contract that defines the ServiceMethods and ServiceMessageHandlers that the ServiceSpecification realizes.
<a href="#">ServicePort</a>	An interaction point for a ServiceSpecification through which it can interact with the outside environment and which is defined by a ServiceInterface.
<a href="#">ServiceSpecification</a>	The specification of a set of functionality provided one element for the use of others.

### Tagged Values

Tag Name	Valid Values
URI	String

### Relevant Viewpoints

- [S2 - Service Structure](#)
- [S3 - Service Interfaces](#)

## 3.276 ServiceProvision

### Definition

An assertion that a Resource delivers a Service to a specified ServiceLevel.

### Meta Model

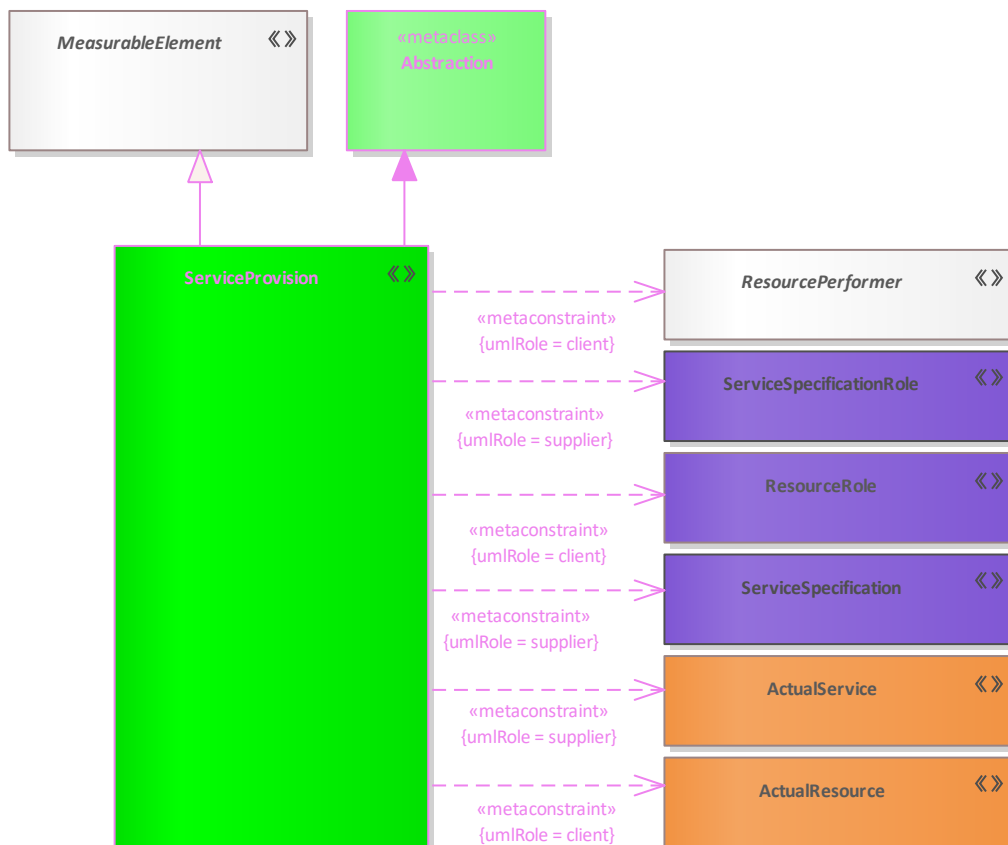


Figure 332: ServiceProvision

### Elements in Diagram

Name	Definition
<a href="#">ActualResource</a>	Role in an Organisation, where the role carries the authority to undertake a function - through the ActualOrganizationalResource given the role has the responsibility.
<a href="#">ActualService</a>	An individual ServiceSpecification.
<a href="#">MeasurableElement</a>	Abstract type, grouping elements that can be measured by applying MeasurementSets to them.
<a href="#">ResourcePerformer</a>	An abstract type grouping elements that can be the subject of a SecurityConstraint (there are currently no security viewpoints in the NAF).
<a href="#">ResourceRole</a>	Usage of a ResourcePerformer in the context of another ResourcePerformer. Creates a whole-part relationship.
<a href="#">ServiceProvision</a>	An assertion that a Resource delivers a Service to a specified ServiceLevel.
<a href="#">ServiceSpecification</a>	The specification of a set of functionality provided one element for the use of others.
<a href="#">ServiceSpecificationRole</a>	An assertion that a ServiceSecification calls upon another ServiceSpecification in order to deliver its stated functionality.

### Tagged Values

Tag Name	Valid Values
URI	String

### Relevant Viewpoints

- [L4-P4 Activity to Function Mapping](#)
- [P1- Resource Types](#)
- [P2 - Resource Structure](#)

## 3.277 ServiceSpecification

### Definition

The specification of a set of functionality provided one element for the use of others.

### Meta Model




Figure 333: ServiceSpecification

### Elements in Diagram



Name	Definition
<a href="#">ActivitySupportsService</a>	Relation states that a process is necessary for the implementation of a service.
<a href="#">ActualService</a>	An individual ServiceSpecification.
<a href="#">CapableElement</a>	An abstract type that represents a structural element that can perform behaviors (i.e. OperationalActivity).
<a href="#">Classified</a>	Relationship that indicates which classification an element has.
<a href="#">ConsumedBy</a>	Asserts that a service is consumed by a node. It is not required to know what provides the service.
<a href="#">Consumes</a>	A tuple that asserts that a service in someway contributes or assists in the execution of an OperationalActivity.
<a href="#">IsAccountableFor</a>	A relation that expresses that an OrganizationalResource is responsible for a resource, service or project in the context of an approval.
<a href="#">IsCapableToPerform</a>	A relationship that says that a capable element performs an activity or action.
<a href="#">IsResponsibleFor</a>	A relation that expresses that an OrganizationalResource is responsible for a resource, service or project.
<a href="#">NeedsService</a>	A relation that expresses that a project needs a service
<a href="#">OperationalExchange</a>	Asserts that a flow can exist between OperationalPerformers (i.e. flows of information, people, materiel, or energy).
<a href="#">PropertySet</a>	An abstract type grouping architectural elements that can own Measurements.
<a href="#">Provides</a>	Asserts that a operational agent provides a service.
<a href="#">RealiseRequirement</a>	Relation states that a functional or non-functional requirement is realized through this element.
<a href="#">Satisfy</a>	This relation states that an constraint affects an element.
<a href="#">ServiceClassification</a>	Relation is used to show that two services have a relationship in the sense of a taxonomy.
<a href="#">ServiceDependency</a>	Relationship that is a dependency of a service on a service, operational node or resource.
<a href="#">ServiceMethod</a>	A behavioral feature of a ServiceSpecification whose behavior is specified in a ServiceFunction.
<a href="#">ServicePort</a>	An interaction point for a ServiceSpecification through which it can interact with the outside environment and which is defined by a ServiceInterface.
<a href="#">ServiceProvision</a>	An assertion that a Resource delivers a Service to a specified ServiceLevel.
<a href="#">ServiceSpecification</a>	The specification of a set of functionality provided one element for the use of others.
<a href="#">ServiceSpecificationGeneralization</a>	A ServiceSpecificationGeneralization is a taxonomic relationship between a more general ServiceSpecification and a more specific ServiceSpecification.
<a href="#">ServiceSpecificationRole</a>	An assertion that a ServiceSecification calls upon another ServiceSpecification in order to deliver its stated functionality.
<a href="#">ServiceStateDescription</a>	A state machine describing the behavior of a ServiceSpecification, depicting how the ServiceSpecification responds to various events and the actions.
<a href="#">SuccessorOf</a>	A relationship between two elements that indicates that one element is the successor of the other.
<a href="#">ToBeRealizedBy</a>	Relation states that a functional or non-functional requirement should be realized through this element.
<a href="#">VersionedElement</a>	An abstract type grouping ResourcePerformer and ServiceSpecification that allows VersionOfConfiguration to be related to ActualProjectMilestones.

## Tagged Values

Tag Name	Valid Values
AbstractionLevel	not set, 0, 1, 2, 3, 4, 5, 6, R

Approved service tailoring	Ja, noch offen, nicht erforderlich, Nein, keine Relevanz, not set
Critical service	Ja, Nein, keine Relevanz, not set
Kind of robustness	String
Measure for robustness	String
Minimization of dependencies	Ja, Nein, keine Relevanz, not set
Service with mission reference	Ja, Nein, keine Relevanz, not set
Status	geplant, not set, realisiert
URI	String

### Relevant Viewpoints

- [C1-S1 - Capability to Service Mapping](#)
- [C5 - Effects](#)
- [L3 - Node Interaction](#)
- [L4 - Logical Activities](#)
- [Lr - Lines of Development](#)
- [P1- Resource Types](#)
- [P2 - Resource Structure](#)
- [Rr - Requirement Realization](#)
- [S1 - Service Taxonomy](#)
- [S2 - Service Structure](#)
- [S3 - Service Interfaces](#)
- [S4 - Service Functions](#)
- [S5 - Service States](#)
- [S7 - Service Interface Parameters](#)
- [Sr - Service Roadmap](#)

## 3.278 ServiceSpecificationGeneralization

### Definition

A ServiceSpecificationGeneralization is a taxonomic relationship between a more general ServiceSpecification and a more specific ServiceSpecification.

### Meta Model

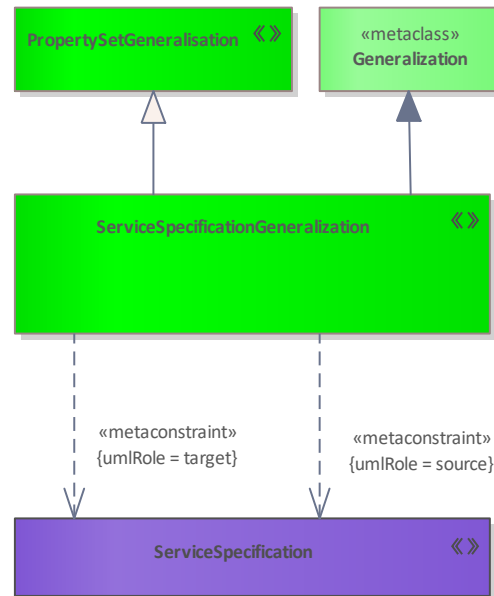


Figure 334: ServiceSpecificationGeneralization

### Elements in Diagram

Name	Definition
<a href="#">PropertySetGeneralisation</a>	A PropertySetGeneralization is a taxonomic relationship between a more general PropertySet and a more specific PropertySet.
<a href="#">ServiceSpecification</a>	The specification of a set of functionality provided one element for the use of others.
<a href="#">ServiceSpecificationGeneralization</a>	A ServiceSpecificationGeneralization is a taxonomic relationship between a more general ServiceSpecification and a more specific ServiceSpecification.

### Tagged Values

Tag Name	Valid Values
URI	String

### Relevant Viewpoints

- [S1 - Service Taxonomy](#)

## 3.279 ServiceSpecificationRole

### Definition

An assertion that a ServiceSecification calls upon another ServiceSpecification in order to deliver its stated functionality.

### Meta Model




Figure 335: ServiceSpecificationRole

### Elements in Diagram

Name	Definition
<a href="#">ActualServiceSpecificationRole</a>	An instance of a ServiceSpecification in context of a ServiceSpecification.
<a href="#">ConsumedBy</a>	Asserts that a service is consumed by a node. It is not required to know what provides the service.

Name	Definition
<a href="#">InteractionRole</a>	An abstract type that represents an individual participant in the InteractionScenario.
<a href="#">MeasurableElement</a>	Abstract type, grouping elements that can be measured by applying MeasurementSets to them.
<a href="#">NeedsService</a>	A relation that expresses that a project needs a service
<a href="#">PerformsInContext</a>	A relationship that says that a role performs an activity or action. It indicates that the action can be carried out by the role when used in a specific context or configuration.
<a href="#">Provides</a>	Asserts that a operational agent provides a service.
<a href="#">RealiseRequirement</a>	Relation states that a functional or non-functional requirement is realized through this element.
<a href="#">ResourceExchange</a>	Asserts that a flow can exist between ResourcePerformers (i.e. flows of data, people, material, or energy).
<a href="#">ServiceConnector</a>	A channel for exchange between two ServiceSpecifications. Where one acts as the consumer of the other.
<a href="#">ServiceProvision</a>	An assertion that a Resource delivers a Service to a specified ServiceLevel.
<a href="#">ServiceSpecification</a>	The specification of a set of functionality provided one element for the use of others.
<a href="#">ServiceSpecificationRole</a>	An assertion that a ServiceSecification calls upon another ServiceSpecification in order to deliver its stated functionality.
<a href="#">ToBeRealizedBy</a>	Relation states that a functional or non-functional requirement should be realized through this element.

### Tagged Values

Tag Name	Valid Values
URI	String

### Relevant Viewpoints

- [L3 - Node Interaction](#)
- [L6 - Logical Sequence](#)
- [P2 - Resource Structure](#)
- [P6 - Resource Sequence](#)
- [Rr - Requirement Realization](#)
- [S2 - Service Structure](#)
- [S4 - Service Functions](#)
- [S6 - Service Interactions](#)

## 3.280 ServiceStateDescription

### Definition

A state machine describing the behavior of a ServiceSpecification, depicting how the ServiceSpecification responds to various events and the actions.

### Meta Model

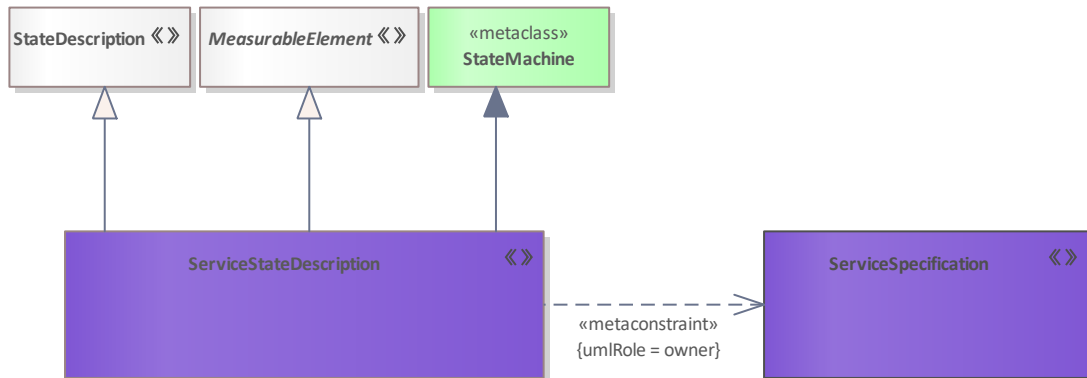


Figure 336: ServiceStateDescription

### Elements in Diagram

Name	Definition
<a href="#">MeasurableElement</a>	Abstract type, grouping elements that can be measured by applying MeasurementSets to them.
<a href="#">ServiceSpecification</a>	The specification of a set of functionality provided one element for the use of others.
<a href="#">ServiceStateDescription</a>	A state machine describing the behavior of a ServiceSpecification, depicting how the ServiceSpecification responds to various events and the actions.
<a href="#">StateDescription</a>	An abstract type that represents a state machine (i.e. an OperationalStateDescription or ResourceStateDescription), depicting how the Asset responds to various events and the actions.

### Tagged Values

Tag Name	Valid Values
URI	String

### Relevant Viewpoints

- [S5 - Service States](#)

## 3.281 SMEReference

### Definition

Element stands for a result of a workshop or expert knowledge.

### Meta Model

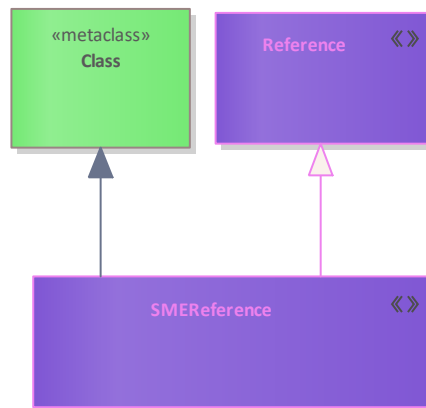


Figure 337: SMEReference

### Elements in Diagram

Name	Definition
<a href="#">Reference</a>	Element describes all types of references.
<a href="#">SMEReference</a>	Element stands for a result of a workshop or expert knowledge.

### Tagged Values

Tag Name	Valid Values
Date	Date

### Relevant Viewpoints

- [C1 - Capability Taxonomy](#)
- [C2 - Enterprise Vision](#)
- [C3 - Capability Dependencies](#)
- [C4 - Standard Processes](#)
- [C5 - Effects](#)
- [C7 - Performance Parameters](#)
- [C8 - Planning Assumption](#)
- [L1 - Node Types](#)
- [L2 - Logical Scenario](#)
- [L2-L3 - Logical Concept Viewpoint](#)
- [L3 - Node Interaction](#)
- [L4 - Logical Activities](#)
- [L4-P4 Activity to Function Mapping](#)
- [L5 - Logical States](#)
- [L6 - Logical Sequence](#)
- [L7 - Information Model](#)
- [L8 - Logical Constraints](#)
- [Lr - Lines of Development](#)
- [P1- Resource Types](#)
- [P2 - Resource Structure](#)
- [P3 - Resource Connectivity](#)
- [P4 - Resource Functions](#)
- [P5 - Resource States](#)
- [P6 - Resource Sequence](#)
- [P7 - Data Model](#)
- [P8 - Resource Constraints](#)

- [Pr - Configuration Management](#)
- [R7 - Requirement Derivation](#)
- [S1 - Service Taxonomy](#)
- [S2 - Service Structure](#)
- [S3 - Service Interfaces](#)
- [S4 - Service Functions](#)
- [S5 - Service States](#)
- [S7 - Service Interface Parameters](#)
- [S8 - Service Policy](#)



## 3.282 Software

### Definition

A sub-type of ResourceArtifact that specifies an executable computer program.

### Meta Model

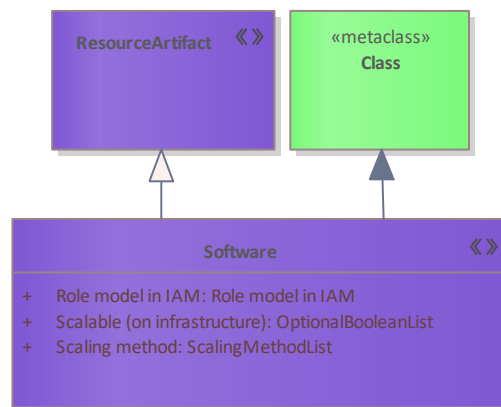


Figure 338: Software

### Elements in Diagram

Name	Definition
<a href="#">ResourceArtifact</a>	A type of man-made object that contains no human beings (i.e. satellite, radio, petrol, gasoline, etc.).
<a href="#">Software</a>	A sub-type of ResourceArtifact that specifies an executable computer program.

### Tagged Values

Tag Name	Valid Values
Role model in IAM	Vollständig, Teilweise, Nein, keine Relevanz, not set
Scalable (on infrastructure)	Ja, Nein, keine Relevanz, not set
Scaling method	Sharding, Clustering, Partitionierung, keine, keine Relevanz, not set
materialPlanningNumber	
Scalability	scale up (vertikal), scale out (horizontal), keine Skalierung, keine Relevanz, not set
Type of scalability	keine Skalierung, Lastskalierbarkeit, räumliche Skalierung, zeitlich-räumliche Skalierung, strukturelle Skalierung, keine Relevanz, not set
AbstractionLevel	not set, 0, 1, 2, 3, 4, 5, 6, R
URI	String

### Relevant Viewpoints

- [L2-L3 - Logical Concept Viewpoint](#)
- [P1- Resource Types](#)
- [P2 - Resource Structure](#)
- [P3 - Resource Connectivity](#)
- [Rr - Requirement Realization](#)
- [S2 - Service Structure](#)

## 3.283 Stakeholder

### Definition

individual, team, organization, or classes thereof, having an interest in an EnterprisePhase [ISO/IEC/IEEE 42010:2011].

### Meta Model

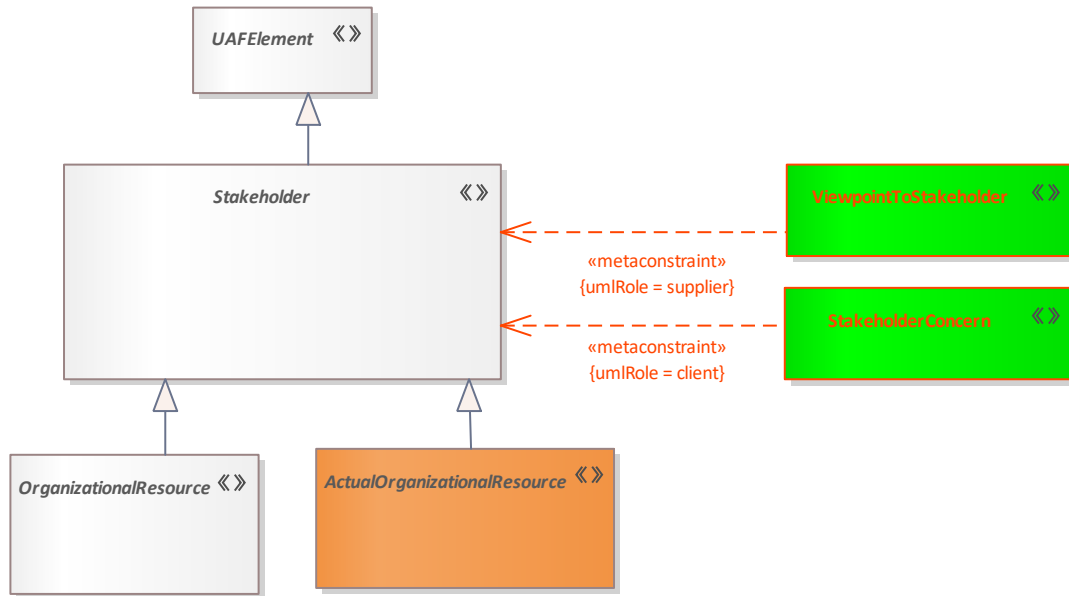


Figure 339: Stakeholder

### Elements in Diagram

Name	Definition
<a href="#">ActualOrganizationalResource</a>	Abstract element for an ActualOrganization, ActualPerson or ActualPost.
<a href="#">OrganizationalResource</a>	An abstract type for Organization, Person Post and Responsibility.
<a href="#">Stakeholder</a>	individual, team, organization, or classes thereof, having an interest in an EnterprisePhase [ISO/IEC/IEEE 42010:2011].
<a href="#">StakeholderConcern</a>	A relationship that expresses which concern a stakeholder has.
<a href="#">UAFElement</a>	Abstract super type for all of the UAF elements. It provides a way for all of the UAF elements to have a common set of properties.
<a href="#">ViewpointToStakeholder</a>	A relationship that expresses which stakeholder needs viewpoint.

### Tagged Values

Tag Name	Valid Values
URI	String

### Relevant Viewpoints

## 3.284 StakeholderConcern

### Definition

A relationship that expresses which concern a stakeholder has.

### Meta Model

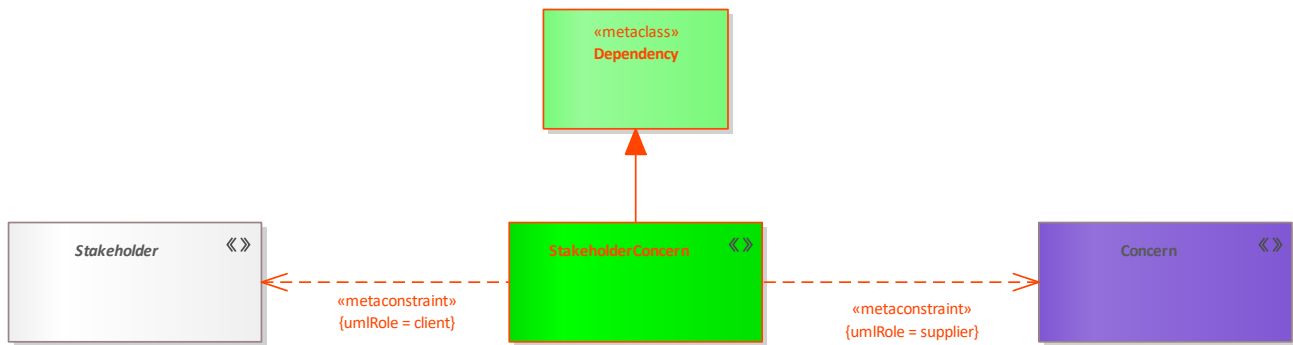


Figure 340: StakeholderConcern

### Elements in Diagram

Name	Definition
<a href="#">Concern</a>	Interest in an EnterprisePhase (EnterprisePhase is synonym for System in ISO 42010) relevant to one or more of its stakeholders.
<a href="#">Stakeholder</a>	individual, team, organization, or classes thereof, having an interest in an EnterprisePhase [ISO/IEC/IEEE 42010:2011].
<a href="#">StakeholderConcern</a>	A relationship that expresses which concern a stakeholder has.

### Tagged Values

### Relevant Viewpoints

- [A2 - Architecture Products](#)

## 3.285 Standard

### Definition

A ratified and peer-reviewed specification that is used to guide or constrain the architecture. A Standard may be applied to any element in the architecture.

### Meta Model

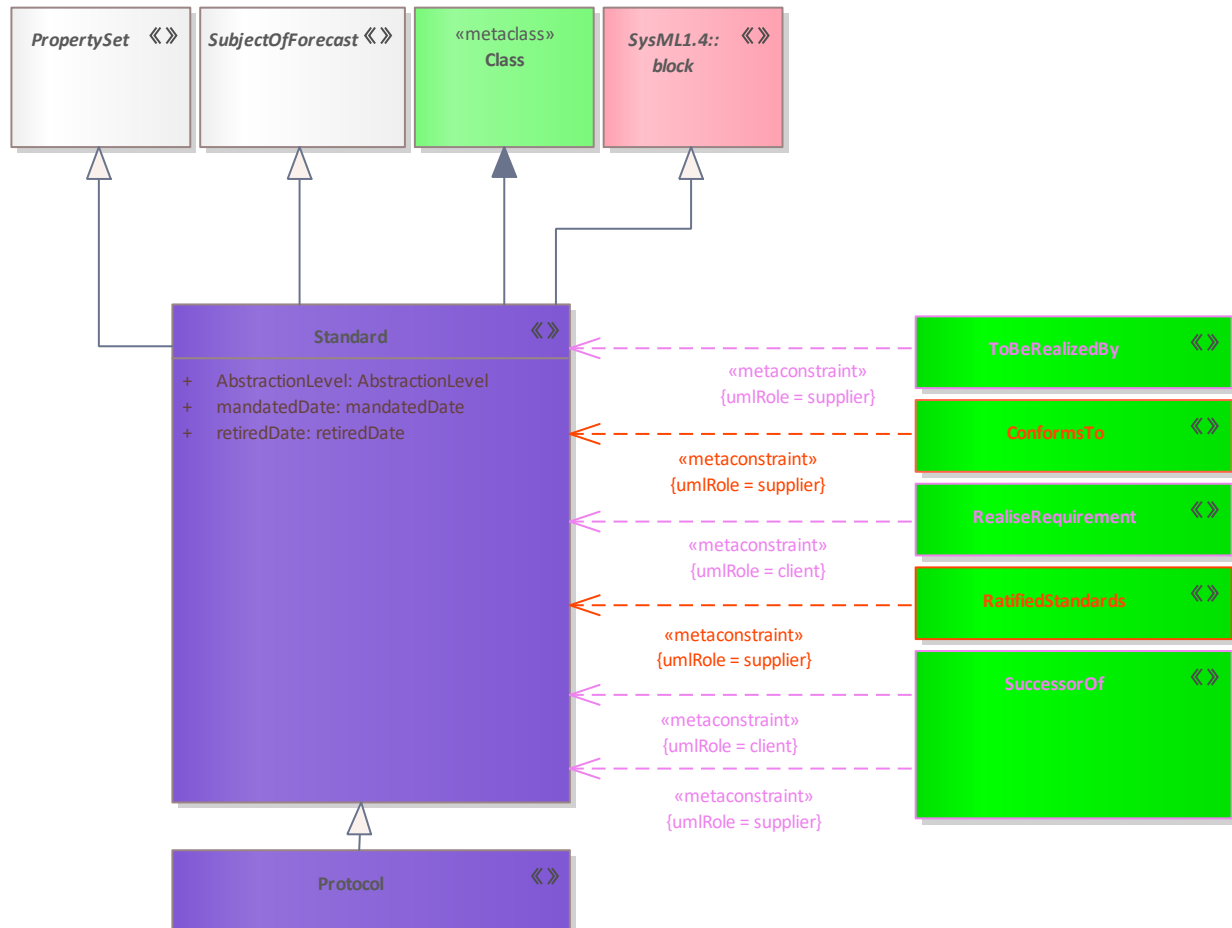


Figure 341: Standard

### Elements in Diagram

Name	Definition
<a href="#">ConformsTo</a>	A relationship that expresses that an UAFEelement conforms to a standard.
<a href="#">PropertySet</a>	An abstract type grouping architectural elements that can own Measurements.
<a href="#">Protocol</a>	A Standard for communication over a network. Protocols may be composite, represented as a ProtocolStack made up of ProtocolLayers.
<a href="#">RatifiedStandards</a>	A relationship that expresses that an actual organization releases a standard.
<a href="#">RealiseRequirement</a>	Relation states that a functional or non-functional requirement is realized through this element.
<a href="#">Standard</a>	A ratified and peer-reviewed specification that is used to guide or constrain the architecture. A Standard may be applied to any element in the architecture.
<a href="#">SubjectOfForecast</a>	An abstract type grouping elements that can be the subject of a Forecast.
<a href="#">SuccessorOf</a>	A relationship between two elements that indicates that one element is the successor of the other.
<a href="#">ToBeRealizedBy</a>	Relation states that a functional or non-functional requirement should be realized through this element.

## Tagged Values

Tag Name	Valid Values
AbstractionLevel	not set, 0, 1, 2, 3, 4, 5, 6, R
mandatedDate	mandatedDate
retiredDate	retiredDate
URI	String

## Relevant Viewpoints

- [A1 - Meta-Data Definitions](#)
- [A2 - Architecture Products](#)
- [A3 - Architecture Correspondence](#)
- [A6 - Architecture Versions](#)
- [A7 - Architecture Compliance](#)
- [A8 - Standards](#)
- [Ar - Architecture Roadmap](#)
- [C1 - Capability Taxonomy](#)
- [C1-S1 - Capability to Service Mapping](#)
- [C2 - Enterprise Vision](#)
- [C3 - Capability Dependencies](#)
- [C4 - Standard Processes](#)
- [C5 - Effects](#)
- [C7 - Performance Parameters](#)
- [C8 - Planning Assumption](#)
- [Cr - Capability Roadmap](#)
- [L1 - Node Types](#)
- [L2 - Logical Scenario](#)
- [L2-L3 - Logical Concept Viewpoint](#)
- [L3 - Node Interaction](#)
- [L4 - Logical Activities](#)
- [L4-P4 Activity to Function Mapping](#)
- [L5 - Logical States](#)
- [L6 - Logical Sequence](#)
- [L7 - Information Model](#)
- [L8 - Logical Constraints](#)
- [Lr - Lines of Development](#)
- [P1- Resource Types](#)
- [P2 - Resource Structure](#)
- [P3 - Resource Connectivity](#)
- [P4 - Resource Functions](#)
- [P5 - Resource States](#)
- [P6 - Resource Sequence](#)
- [P7 - Data Model](#)
- [P8 - Resource Constraints](#)
- [Pr - Configuration Management](#)
- [R2 - Requirement Catalogue](#)
- [R3 - Requirement Dependencies](#)
- [R7 - Requirement Derivation](#)
- [R8 - Requirement Fulfilment](#)
- [Rr - Requirement Realization](#)
- [S1 - Service Taxonomy](#)
- [S2 - Service Structure](#)
- [S3 - Service Interfaces](#)
- [S4 - Service Functions](#)
- [S5 - Service States](#)
- [S6 - Service Interactions](#)
- [S7 - Service Interface Parameters](#)
- [S8 - Service Policy](#)
- [Sr - Service Roadmap](#)

## 3.286 StandardOperationalActivity

### Definition

A sub-type of OperationalActivity that is a standard operating procedure.

### Meta Model

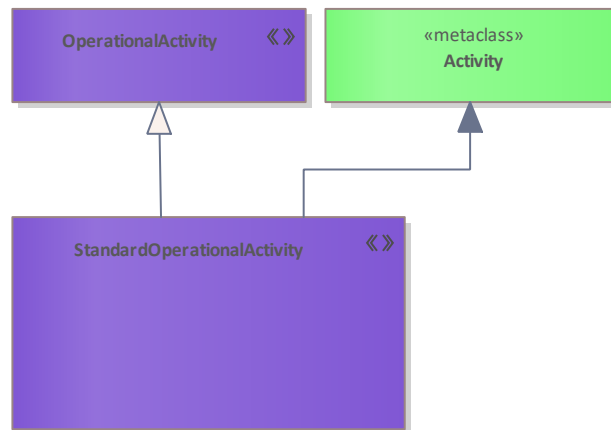


Figure 342: StandardOperationalActivity

### Elements in Diagram

Name	Definition
<a href="#">OperationalActivity</a>	An Activity that captures a logical process, specified independently of how the process is carried out.
<a href="#">StandardOperationalActivity</a>	A sub-type of OperationalActivity that is a standard operating procedure.

### Tagged Values

Tag Name	Valid Values
AbstractionLevel	not set, 0, 1, 2, 3, 4, 5, 6, R
URI	String

### Relevant Viewpoints

- [C4 - Standard Processes](#)
- [C5 - Effects](#)
- [L4 - Logical Activities](#)

## 3.287 StateDescription

### Definition

An abstract type that represents a state machine (i.e. an `OperationalStateDescription` or `ResourceStateDescription`), depicting how the Asset responds to various events and the actions.

### Meta Model

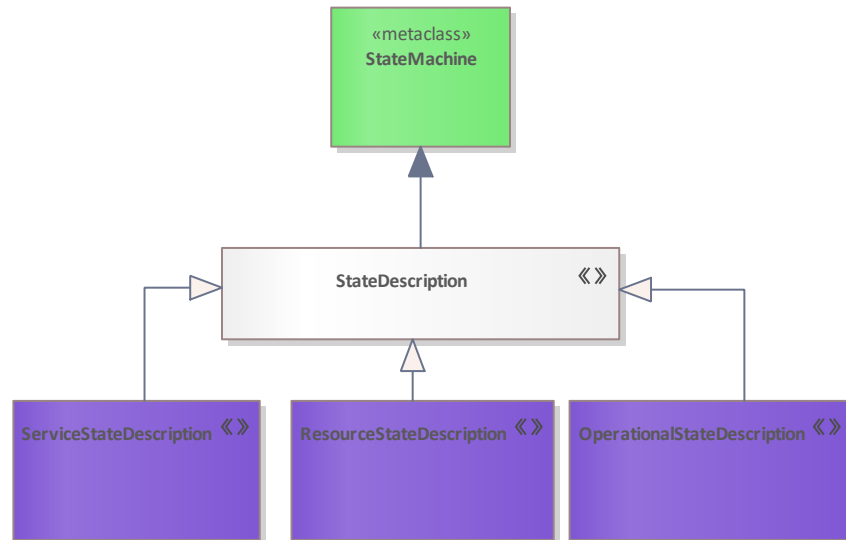


Figure 343: StateDescription

### Elements in Diagram

Name	Definition
<a href="#">OperationalStateDescription</a>	A state machine describing the behavior of a <code>OperationalPerformer</code> , depicting how the <code>OperationalPerformer</code> responds to various events and the actions.
<a href="#">ResourceStateDescription</a>	A state machine describing the behavior of a <code>ResourcePerformer</code> , depicting how the <code>ResourcePerformer</code> responds to various events and the actions.
<a href="#">ServiceStateDescription</a>	A state machine describing the behavior of a <code>ServiceSpecification</code> , depicting how the <code>ServiceSpecification</code> responds to various events and the actions.
<a href="#">StateDescription</a>	An abstract type that represents a state machine (i.e. an <code>OperationalStateDescription</code> or <code>ResourceStateDescription</code> ), depicting how the Asset responds to various events and the actions.

### Tagged Values

### Relevant Viewpoints

## 3.288 StatementTask

### Definition

A relationship that expresses that an actual enterprise phase fulfills a actual enduring task.

### Meta Model

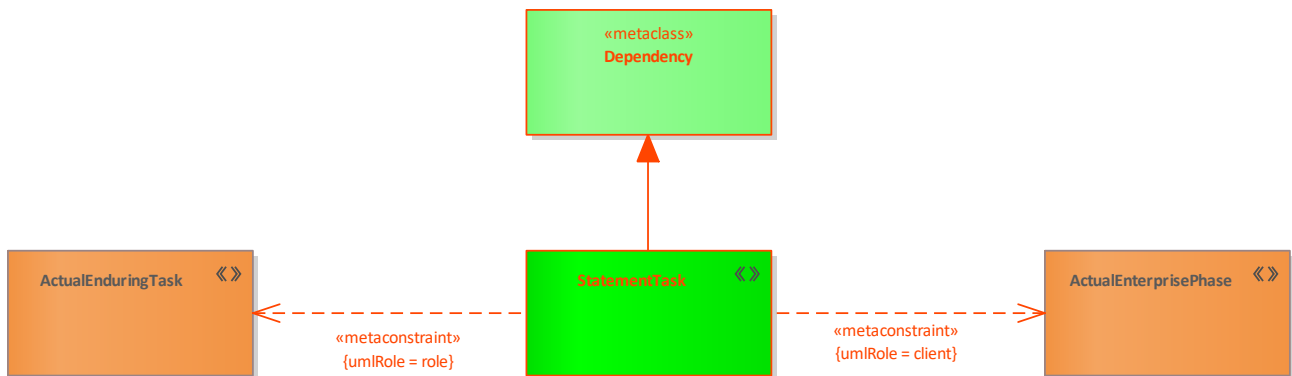


Figure 344: StatementTask

### Elements in Diagram

Name	Definition
<a href="#">ActualEnduringTask</a>	An actual undertaking recognized by an enterprise as being essential to achieving its goals - i.e. a strategic specification of what the enterprise does.
<a href="#">ActualEnterprisePhase</a>	The ActualState that describes the phase of an Enterprise endeavor.
<a href="#">StatementTask</a>	A relationship that expresses that an actual enterprise phase fulfills a actual enduring task.

### Tagged Values

### Relevant Viewpoints

- [C2 - Enterprise Vision](#)



### 3.289      StoredIn

**Definition**

Relation states that a digital form or data is stored in software.

**Meta Model**

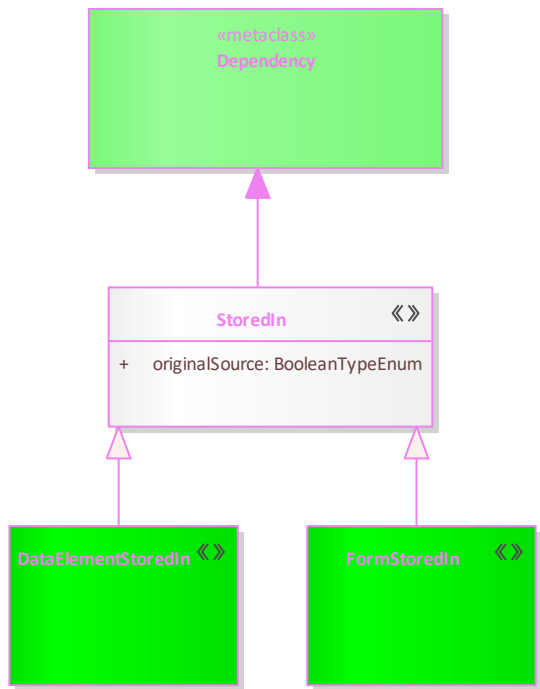


Figure 345: StoredIn

**Elements in Diagram**

Name	Definition
<a href="#">DataElementStoredIn</a>	Relation says that a data is stored in software.
<a href="#">FormStoredIn</a>	Relation states that a digital form is stored in software.
<a href="#">StoredIn</a>	Relation states that a digital form or data is stored in software.

**Tagged Values**

Tag Name	Valid Values
originalSource	true, false, unknown, not set

**Relevant Viewpoints**

## 3.290 StrategicConstraint

### Definition

A Rule governing a capability.

### Meta Model

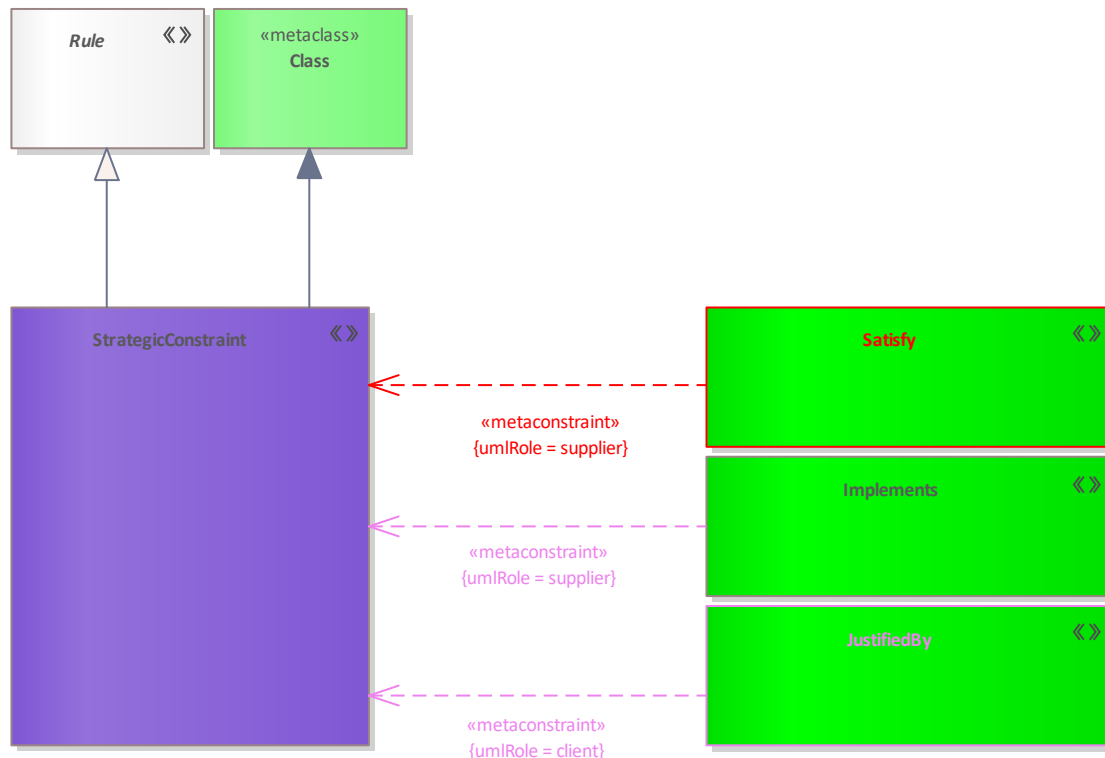


Figure 346: StrategicConstraint

### Elements in Diagram

Name	Definition
<a href="#">Implements</a>	A tuple that defines how an element in the upper layer of abstraction is implemented by a semantically equivalent element (i.e. tracing the OperationalActivities to the Functions that implement them) in the lower level of abstraction.
<a href="#">JustifiedBy</a>	Relation states that an Constraint is derived from a reference (Reference, DocumentReference, SMEReference).
<a href="#">Rule</a>	An abstract type for all types of constraint (i.e. an OperationalConstraint could detail the rules of accountancy best practice).
<a href="#">Satisfy</a>	This relation states that an constraint affects an element.
<a href="#">StrategicConstraint</a>	A Rule governing a capability.

### Tagged Values

Tag Name	Valid Values
ruleKind	StructuralAssertion, ActionAssertion, Derivation, Contract, Constraint, Guidance, SecurityPolicy, Caveat
URI	String

### Relevant Viewpoints

- [C1 - Capability Taxonomy](#)
- [C2 - Enterprise Vision](#)
- [C3 - Capability Dependencies](#)
- [C4 - Standard Processes](#)
- [C5 - Effects](#)
- [C7 - Performance Parameters](#)

- [C8 - Planning Assumption](#)
- [L8 - Logical Constraints](#)
- [P8 - Resource Constraints](#)
- [S8 - Service Policy](#)

## 3.291 SubjectOfForecast

### Definition

An abstract type grouping elements that can be the subject of a Forecast.

### Meta Model

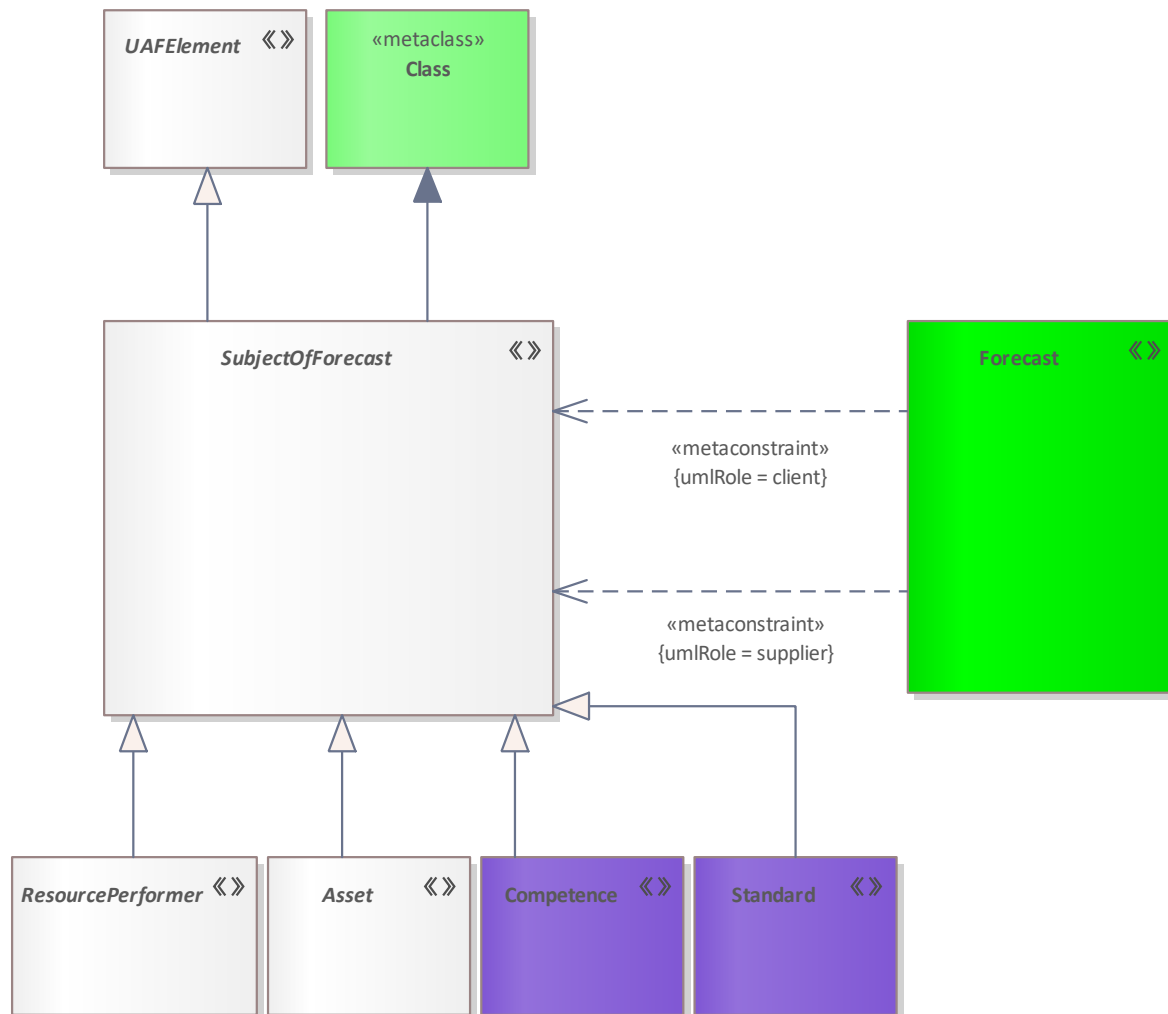


Figure 347: SubjectOfForecast

### Elements in Diagram

Name	Definition
<a href="#">Asset</a>	Asset as applied to Security views, an abstract type that indicates the types of elements that can be considered as a subject for security analysis.
<a href="#">Competence</a>	A specific set of abilities defined by knowledge, skills and aptitude.
<a href="#">Forecast</a>	A tuple that specifies a transition from one Asset, Standard, Competence to another future one. It is related to an ActualEnterprisePhase to give it a temporal context.
<a href="#">ResourcePerformer</a>	An abstract type grouping elements that can be the subject of a SecurityConstraint (there are currently no security viewpoints in the NAF).
<a href="#">Standard</a>	A ratified and peer-reviewed specification that is used to guide or constrain the architecture. A Standard may be applied to any element in the architecture.
<a href="#">SubjectOfForecast</a>	An abstract type grouping elements that can be the subject of a Forecast.
<a href="#">UAFElement</a>	Abstract super type for all of the UAF elements. It provides a way for all of the UAF elements to have a common set of properties.

## Tagged Values

Tag Name	Valid Values
URI	String

## Relevant Viewpoints

## 3.292 SubjectOfOperationalConstraint

### Definition

An abstract type grouping elements that can be the subject of an OperationalConstraint.

### Meta Model

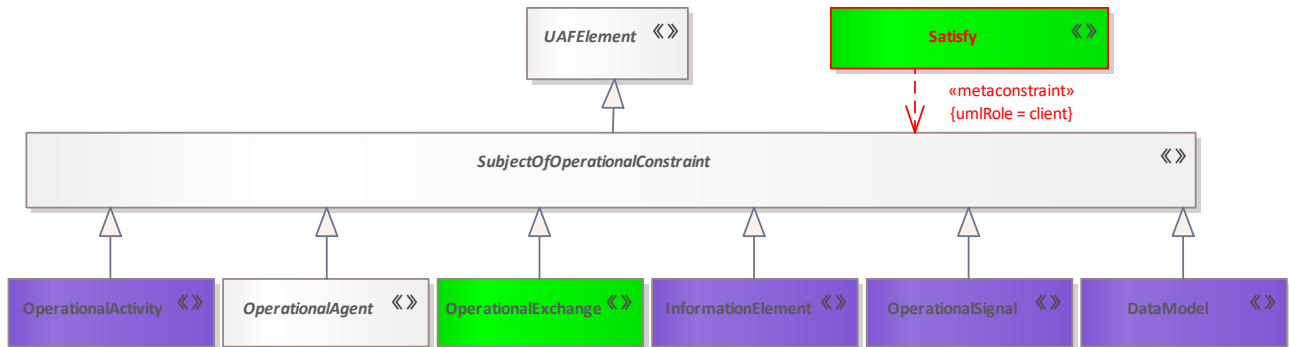


Figure 348: SubjectOfOperationalConstraint

### Elements in Diagram

Name	Definition
<a href="#">DataModel</a>	A structural specification of data types, showing relationships between them that is devoid of implementation detail. The type of data captured in the DataModel is described using the enumeration DataModelKind (Conceptual, Logical and Physical).
<a href="#">InformationElement</a>	An item of information that flows between OperationalPerformers and is produced and consumed by the OperationalActivities that the OperationalPerformers are capable to perform (see IsCapableToPerform).
<a href="#">OperationalActivity</a>	An Activity that captures a logical process, specified independently of how the process is carried out.
<a href="#">OperationalAgent</a>	An abstract type grouping Operational Architecture and Operational Performer.
<a href="#">OperationalExchange</a>	Asserts that a flow can exist between OperationalPerformers (i.e. flows of information, people, materiel, or energy).
<a href="#">OperationalSignal</a>	An item of information that flows between OperationalPerformers and is produced and consumed by the OperationalActivities that the OperationalPerformers are capable of performing (see IsCapableToPerform).
<a href="#">Satisfy</a>	This relation states that an constraint affects an element.
<a href="#">SubjectOfOperationalConstraint</a>	An abstract type grouping elements that can be the subject of an OperationalConstraint.
<a href="#">UAFElement</a>	Abstract super type for all of the UAF elements. It provides a way for all of the UAF elements to have a common set of properties.

### Tagged Values

Tag Name	Valid Values
URI	String

### Relevant Viewpoints

## 3.293 SubjectOfResourceConstraint

### Definition

An abstract type grouping elements that can be the subject of a ResourceConstraint.

### Meta Model



Figure 349: SubjectOfResourceConstraint

### Elements in Diagram

Name	Definition
<a href="#">ActualResource</a>	Role in an Organisation, where the role carries the authority to undertake a function - through the ActualOrganizationalResource given the role has the responsibility.
<a href="#">DataElement</a>	A formalized representation of data that is managed by or exchanged between resources.
<a href="#">DataModel</a>	A structural specification of data types, showing relationships between them that is devoid of implementation detail. The type of data captured in the DataModel is described using the enumeration DataModelKind (Conceptual, Logical and Physical).
<a href="#">Function</a>	An Activity which is specified in the context to the ResourcePerformer (human or machine) that IsCapableToPerform it.
<a href="#">ResourcePerformer</a>	An abstract type grouping elements that can be the subject of a SecurityConstraint (there are currently no security viewpoints in the NAF).
<a href="#">ResourcePort</a>	An interaction point for a ResourcePerformer through which it can interact with the outside environment and which is defined by a ResourceInterface.
<a href="#">ResourceRole</a>	Usage of a ResourcePerformer in the context of another ResourcePerformer. Creates a whole-part relationship.
<a href="#">Satisfy</a>	This relation states that an constraint affects an element.
<a href="#">SubjectOfResourceConstraint</a>	An abstract type grouping elements that can be the subject of a ResourceConstraint.
<a href="#">UAFElement</a>	Abstract super type for all of the UAF elements. It provides a way for all of the UAF elements to have a common set of properties.

### Tagged Values

Tag Name	Valid Values
URI	String

### Relevant Viewpoints

## 3.294 SubjectOfSecurityConstraint

### Definition

An abstract grouping of elements that can be the subject of a SecurityConstraint.  
Element is not used in the current version of the framework and reserved for future developments.

### Meta Model

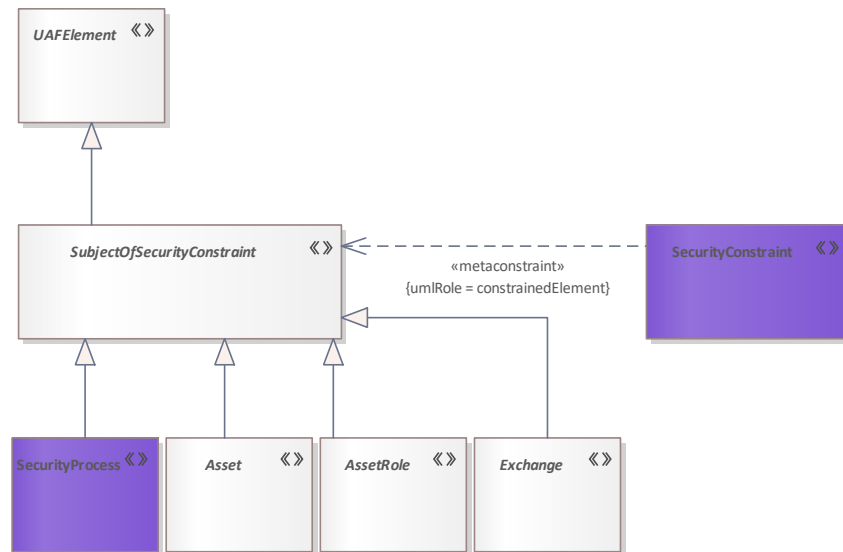


Figure 350: SubjectOfSecurityConstraint

### Elements in Diagram

Name	Definition
<a href="#">Asset</a>	Asset as applied to Security views, an abstract type that indicates the types of elements that can be considered as a subject for security analysis.
<a href="#">AssetRole</a>	AssetRole as applied to Security views, an abstract element that indicates the type of elements that can be considered as a subject for security analysis in the particular context (currently no security viewpoints in the framework).
<a href="#">Exchange</a>	Abstract tuple, grouping OperationalExchanges and ResourceExchanges that exchange Resources.
<a href="#">SecurityConstraint</a>	A type of rule that captures a formal statement to define security laws, regulations, guidances, and policy.  Element is not used in the current version of the framework and reserved for future developments.
<a href="#">SecurityProcess</a>	The security-related procedure that satisfies the security control requirement.  Element is not used in the current version of the framework and reserved for future developments.
<a href="#">SubjectOfSecurityConstraint</a>	An abstract grouping of elements that can be the subject of a SecurityConstraint.  Element is not used in the current version of the framework and reserved for future developments.
<a href="#">UAFElement</a>	Abstract super type for all of the UAF elements. It provides a way for all of the UAF elements to have a common set of properties.

### Tagged Values

Tag Name	Valid Values
URI	String

### Relevant Viewpoints



## 3.295 SubOrganization

### Definition

A type of a human being used to define the characteristics that need to be described for ActualPersons (e.g. properties such as address, telephone number, nationality, etc).

### Meta Model

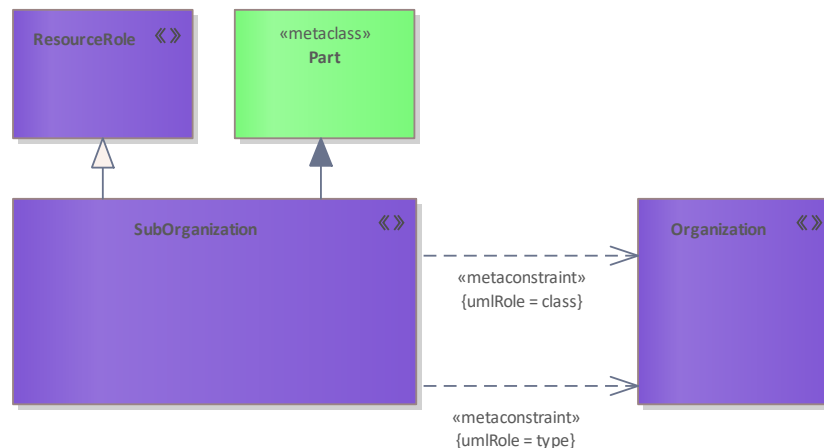


Figure 351: SubOrganization

### Elements in Diagram

Name	Definition
<a href="#">Organization</a>	A group of OrganizationalResources (Persons, Posts, Organizations and Responsibilities) associated for a particular purpose.
<a href="#">ResourceRole</a>	Usage of a ResourcePerformer in the context of another ResourcePerformer. Creates a whole-part relationship.
<a href="#">SubOrganization</a>	A type of a human being used to define the characteristics that need to be described for ActualPersons (e.g. properties such as address, telephone number, nationality, etc).

### Tagged Values

Tag Name	Valid Values
IT security accreditation	akkreditiert VS-NfD, akkreditiert Geheim, konform VS-NfD, konform Geheim, nicht akkreditiert, keine Relevanz, not set
Programming language	ABAP, Java, PHP, C++, C#, Python, keine Relevanz, not set
roleKind	Part, Component, Used Configuration, Used Physical Architecture, Human Resource, Platform, System, Sub Organisation, Post Role, Responsibility Role, Equipment, Sub System Part, Hosted Software, Artifact Component, Natural Resource Component, Other
SecurityDomain	String
Virtualization level	vollständige Virtualisierung, Paravirtualisierung, Betriebssystemvirtualisierung, nicht virtualisiert, keine Relevant, not set
Virtualization location	Bare Metal, Hosted, keine Virtualisierung, keine Relevanz, not set
x86 processor architecture	Ja, Nein, begründete Abweichung, keine Relevanz, not set
URI	String

### Relevant Viewpoints

- [L3 - Node Interaction](#)
- [P2 - Resource Structure](#)

## 3.296 SuccessorOf

### Definition

A relationship between two elements that indicates that one element is the successor of the other.

### Meta Model

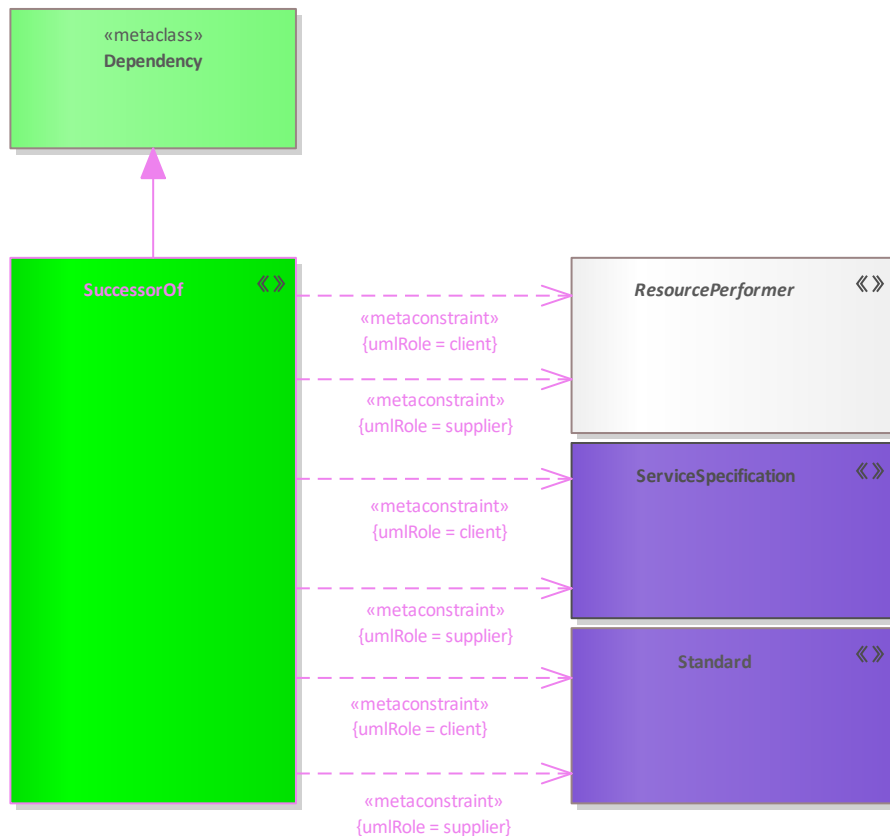


Figure 352: SuccessorOf

### Elements in Diagram

Name	Definition
<a href="#">ResourcePerformer</a>	An abstract type grouping elements that can be the subject of a SecurityConstraint (there are currently no security viewpoints in the NAF).
<a href="#">ServiceSpecification</a>	The specification of a set of functionality provided one element for the use of others.
<a href="#">Standard</a>	A ratified and peer-reviewed specification that is used to guide or constrain the architecture. A Standard may be applied to any element in the architecture.
<a href="#">SuccessorOf</a>	A relationship between two elements that indicates that one element is the successor of the other.

### Tagged Values

### Relevant Viewpoints

- [Pr - Configuration Management](#)

## 3.297 System

### Definition

An integrated set of elements, subsystems, or assemblies that accomplish a defined objective. These elements include products (hardware, software, firmware), processes, people, information, techniques, facilities, services, and other support elements (INCOSE SE Handbook V4, 2015).

### Meta Model

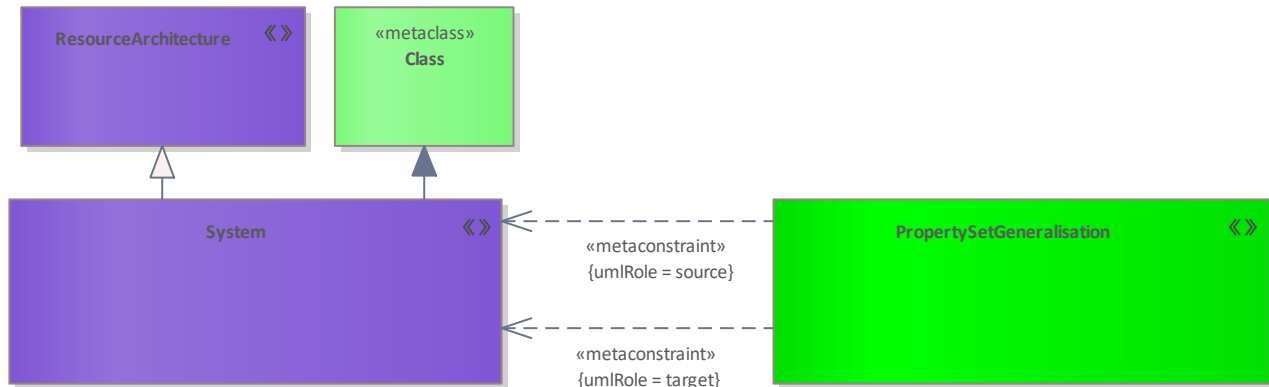


Figure 353: System

### Elements in Diagram

Name	Definition
<a href="#">PropertySetGeneralisation</a>	A PropertySetGeneralization is a taxonomic relationship between a more general PropertySet and a more specific PropertySet.
<a href="#">ResourceArchitecture</a>	A type used to denote a model of the Architecture, described from the ResourcePerformer perspective.
<a href="#">System</a>	An integrated set of elements, subsystems, or assemblies that accomplish a defined objective. These elements include products (hardware, software, firmware), processes, people, information, techniques, facilities, services, and other support elements (INC

### Tagged Values

Tag Name	Valid Values
materialPlanningNumber	
AbstractionLevel	not set, 0, 1, 2, 3, 4, 5, 6, R
URI	String

### Relevant Viewpoints

- [L2-L3 - Logical Concept Viewpoint](#)
- [P1- Resource Types](#)
- [P2 - Resource Structure](#)
- [P3 - Resource Connectivity](#)
- [Rr - Requirement Realization](#)
- [S2 - Service Structure](#)

## 3.298 Technology

### Definition

A sub type of ResourceArtifact that indicates a technology domain, i.e. nuclear, mechanical, electronic, mobile telephony etc.

### Meta Model

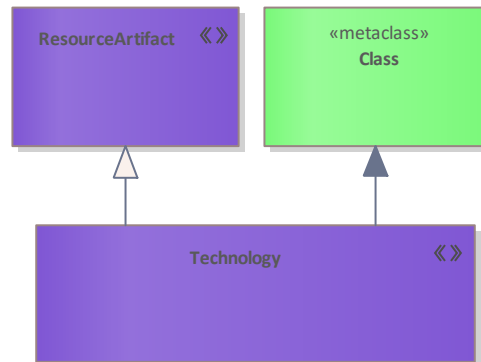


Figure 354: Technology

### Elements in Diagram

Name	Definition
<a href="#">ResourceArtifact</a>	A type of man-made object that contains no human beings (i.e. satellite, radio, petrol, gasoline, etc.).
<a href="#">Technology</a>	A sub type of ResourceArtifact that indicates a technology domain, i.e. nuclear, mechanical, electronic, mobile telephony etc.

### Tagged Values

Tag Name	Valid Values
materialPlanningNumber	
Scalability	scale up (vertikal), scale out (horizontal), keine Skalierung, keine Relevanz, not set
Scaling method	Sharding, Clustering, Partitionierung, keine, keine Relevanz, not set
Type of scalability	keine Skalierung, Lastskalierbarkeit, räumliche Skalierung, zeitlich-räumliche Skalierung, strukturelle Skalierung, keine Relevanz, not set
AbstractionLevel	not set, 0, 1, 2, 3, 4, 5, 6, R
URI	String

### Relevant Viewpoints

- [P1- Resource Types](#)

## 3.299 TemporalPart

### Definition

A current or future state of the wholeLifeEnterprise or another EnterprisePhase.

### Meta Model

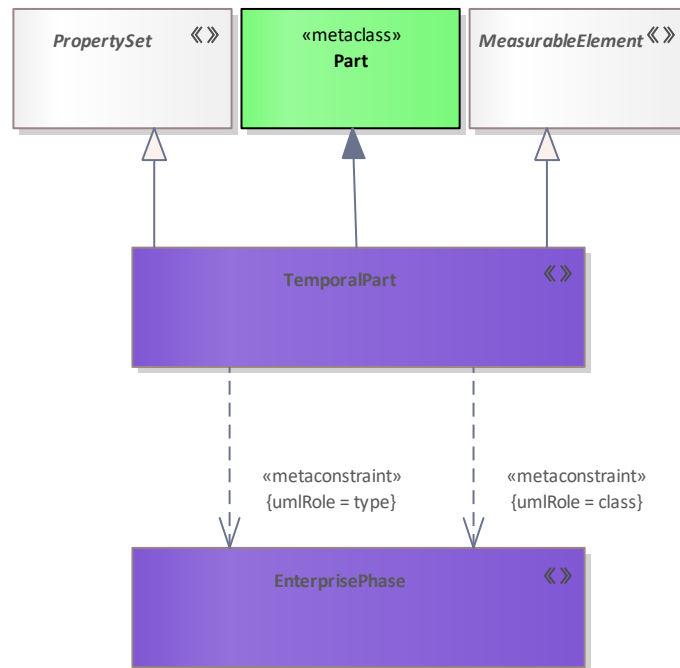


Figure 355: TemporalPart

### Elements in Diagram

Name	Definition
<a href="#">EnterprisePhase</a>	A current or future state of the wholeLifeEnterprise or another EnterprisePhase.
<a href="#">MeasurableElement</a>	Abstract type, grouping elements that can be measured by applying MeasurementSets to them.
<a href="#">PropertySet</a>	An abstract type grouping architectural elements that can own Measurements.
<a href="#">TemporalPart</a>	A current or future state of the wholeLifeEnterprise or another EnterprisePhase.

### Tagged Values

Tag Name	Valid Values
URI	String

### Relevant Viewpoints

- [C2 - Enterprise Vision](#)

## 3.300 ToBeRealizedBy

### Definition

Relation states that a functional or non-functional requirement should be realized through this element.

### Meta Model



Figure 356: ToBeRealizedBy

### Elements in Diagram

Name	Definition
<a href="#">BWRequirement</a>	Abstract base class for requirements.
<a href="#">DataElement</a>	A formalized representation of data that is managed by or exchanged between resources.
<a href="#">Function</a>	An Activity which is specified in the context to the ResourcePerformer (human or machine) that IsCapableToPerform it.
<a href="#">Measurement</a>	A property of an element representing something in the physical world, expressed in amounts of a unit of measure.
<a href="#">Measurement</a>	A property of an element representing something in the physical world, expressed in amounts of a unit of measure.
<a href="#">Measurement</a>	A property of an element representing something in the physical world, expressed in amounts of a unit of measure.
<a href="#">MeasurementType</a>	A type of a property representing something in the physical world, expressed in amounts of a unit of measure.
<a href="#">Protocol</a>	A Standard for communication over a network. Protocols may be composite, represented as a ProtocolStack made up of ProtocolLayers.
<a href="#">Protocolstack</a>	A sub type of Protocol that contains the ProtocolLayers, defining a complete stack.
<a href="#">ResourcePerformer</a>	An abstract type grouping elements that can be the subject of a SecurityConstraint (there are currently no security viewpoints in the NAF).
<a href="#">ResourcePort</a>	An interaction point for a ResourcePerformer through which it can interact with the outside environment and which is defined by a ResourceInterface.
<a href="#">ResourceRole</a>	Usage of a ResourcePerformer in the context of another ResourcePerformer. Creates a whole-part relationship.
<a href="#">ServiceFunction</a>	An Activity that describes the abstract behavior of ServiceSpecifications, regardless of the actual implementation.
<a href="#">ServiceInterface</a>	A contract that defines the ServiceMethods and ServiceMessageHandlers that the ServiceSpecification realizes.
<a href="#">ServiceSpecification</a>	The specification of a set of functionality provided one element for the use of others.
<a href="#">ServiceSpecificationRole</a>	An assertion that a ServiceSecification calls upon another ServiceSpecification in order to deliver its stated functionality.
<a href="#">Standard</a>	A ratified and peer-reviewed specification that is used to guide or constrain the architecture. A Standard may be applied to any element in the architecture.
<a href="#">ToBeRealizedBy</a>	Relation states that a functional or non-functional requirement should be realized through this element.

## Tagged Values

### Relevant Viewpoints

- [R7 - Requirement Derivation](#)

## 3.301 UAElement

### Definition

Abstract super type for all of the UAF elements. It provides a way for all of the UAF elements to have a common set of properties.

### Meta Model

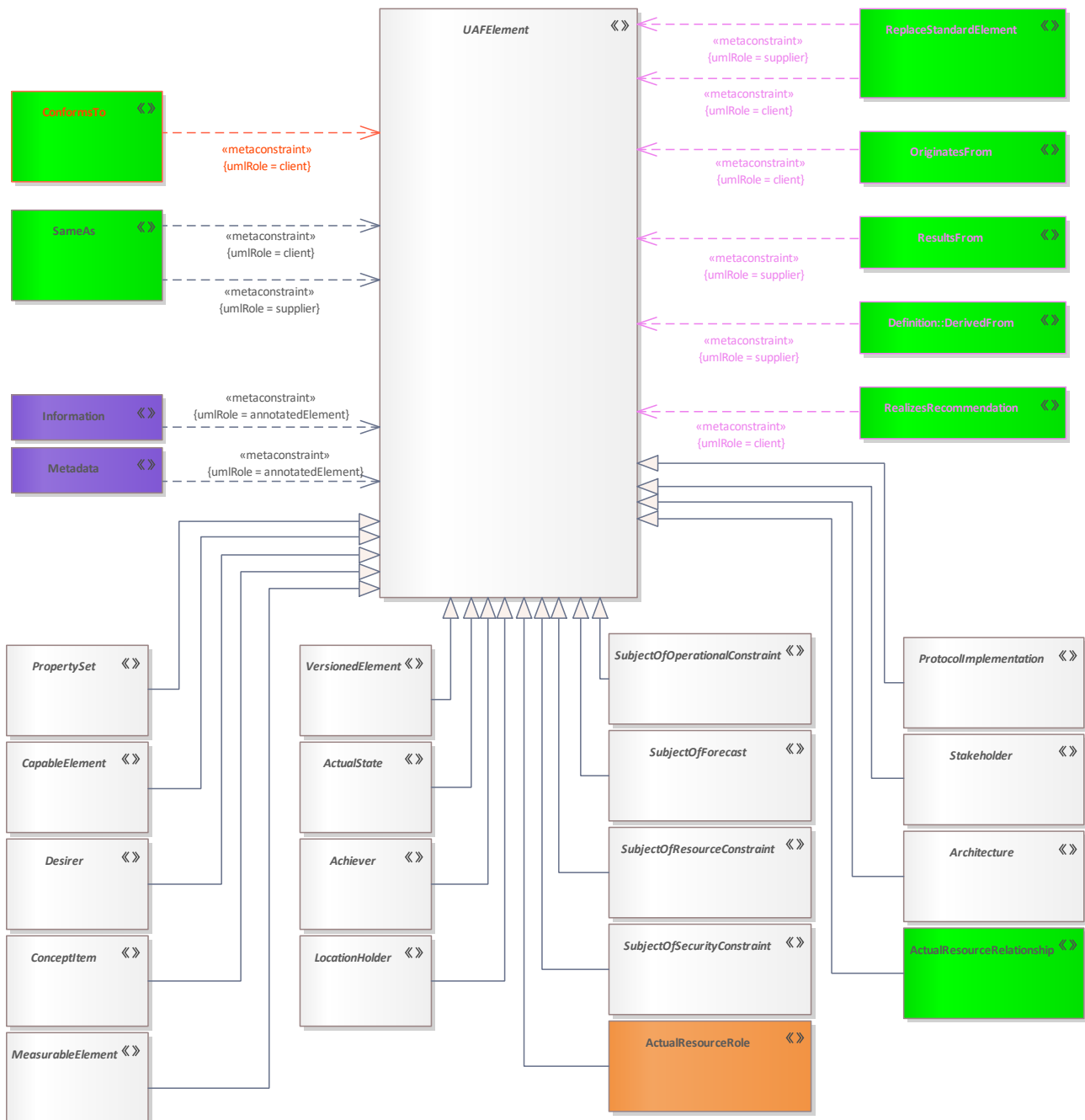


Figure 357: UAElement

### Elements in Diagram

Name	Definition
<a href="#">Achiever</a>	An ActualResource, ActualProject or ActualEnterprisePhase that can deliver a DesiredEffect.
<a href="#">ActualResourceRelationship</a>	An actual resource flow existing between ActualResources (i.e. flow of data, people, materiel, or energy).
<a href="#">ActualResourceRole</a>	An instance of a ResourcePerformer.
<a href="#">ActualState</a>	Abstract element that applies temporal extent to a set of elements realized as Instance Specifications.



Name	Definition
<a href="#">Architecture</a>	An abstract type that represents a generic architecture. Subtypes are OperationalArchitecture and ResourceArchitecture.
<a href="#">CapableElement</a>	An abstract type that represents a structural element that can perform behaviors (i.e. OperationalActivity).
<a href="#">ConceptItem</a>	Abstract, an item which may feature in a HighLevelOperationalConcept.
<a href="#">ConformsTo</a>	A relationship that expresses that an UAFEElement conforms to a standard.
<a href="#">DerivedFrom</a>	Relation that shows that a functional or non-functional requirement is based on a process, role and task carrier, information element or other element.
<a href="#">Desirer</a>	Abstract type used to group architecture elements that might desire a particular effect.
<a href="#">Information</a>	A comment that describes the state of an item of interest in any medium or form -- and is communicated or received.
<a href="#">LocationHolder</a>	Abstract type, used to group elements that are allowed to be associated with a Location.
<a href="#">MeasurableElement</a>	Abstract type, grouping elements that can be measured by applying MeasurementSets to them.
<a href="#">Metadata</a>	A comment that can be applied to any element in the architecture. The attributes associated with this element details the relationship between the element and its related dublinCoreElement, metaDataScheme, category and name. This allows the element to be
<a href="#">OriginatesFrom</a>	Relation that derives an element in the architectural model from a reference (Reference, DocumentReference, SMEReference).
<a href="#">PropertySet</a>	An abstract type grouping architectural elements that can own Measurements.
<a href="#">ProtocolImplementation</a>	An abstract type grouping architectural elements that can implement Protocols.
<a href="#">RealizesRecommendation</a>	Relation states that a Recommendation is realized through this element.
<a href="#">ReplaceStandardElement</a>	Relation that represents a replacement of a standard element with another standard element
<a href="#">ResultsFrom</a>	Relationship expresses that an element of architecture is the reason for a finding.
<a href="#">SameAs</a>	A tuple that asserts that two elements refer to the same real-world thing.
<a href="#">Stakeholder</a>	individual, team, organization, or classes thereof, having an interest in an EnterprisePhase [ISO/IEC/IEEE 42010:2011].
<a href="#">SubjectOfForecast</a>	An abstract type grouping elements that can be the subject of a Forecast.
<a href="#">SubjectOfOperationalConstraint</a>	An abstract type grouping elements that can be the subject of an OperationalConstraint.
<a href="#">SubjectOfResourceConstraint</a>	An abstract type grouping elements that can be the subject of a ResourceConstraint.
<a href="#">SubjectOfSecurityConstraint</a>	An abstract grouping of elements that can be the subject of a SecurityConstraint. Element is not used in the current version of the framework and reserved for future developments.
<a href="#">UAFEElement</a>	Abstract super type for all of the UAF elements. It provides a way for all of the UAF elements to have a common set of properties.
<a href="#">VersionedElement</a>	An abstract type grouping ResourcePerformer and ServiceSpecification that allows VersionOfConfiguration to be related to ActualProjectMilestones.

## Tagged Values

Tag Name	Valid Values
URI	String

## Relevant Viewpoints

## 3.302 VersionedElement

### Definition

An abstract type grouping ResourcePerformer and ServiceSpecification that allows VersionOfConfiguration to be related to ActualProjectMilestones.

### Meta Model

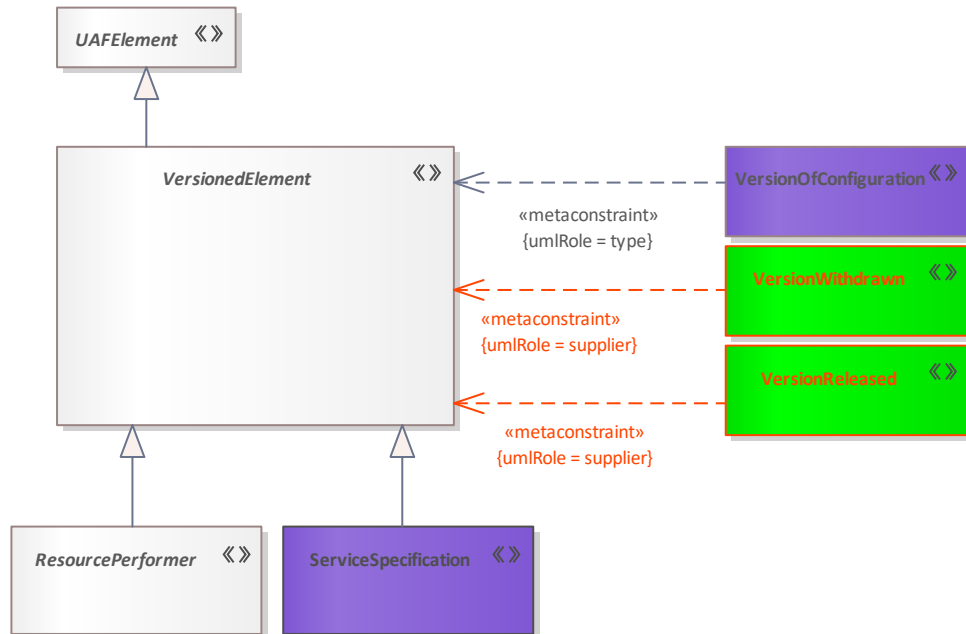


Figure 358: VersionedElement

### Elements in Diagram

Name	Definition
<a href="#">ResourcePerformer</a>	An abstract type grouping elements that can be the subject of a SecurityConstraint (there are currently no security viewpoints in the NAF).
<a href="#">ServiceSpecification</a>	The specification of a set of functionality provided one element for the use of others.
<a href="#">UAFElement</a>	Abstract super type for all of the UAF elements. It provides a way for all of the UAF elements to have a common set of properties.
<a href="#">VersionedElement</a>	An abstract type grouping ResourcePerformer and ServiceSpecification that allows VersionOfConfiguration to be related to ActualProjectMilestones.
<a href="#">VersionOfConfiguration</a>	A property of a WholeLifeConfiguration, used in version control of a VersionedElement. It asserts that a VersionedElement is a version of a WholeLifeConfiguration.
<a href="#">VersionReleased</a>	A relationship that expresses that an actual project milestone releases an versioned element.
<a href="#">VersionWithdrawn</a>	A relationship that expresses that an actual project milestone withdraws an versioned element.

### Tagged Values

Tag Name	Valid Values
URI	String

### Relevant Viewpoints

### 3.303 VersionOfConfiguration

#### Definition

A property of a WholeLifeConfiguration, used in version control of a VersionedElement. It asserts that a VersionedElement is a version of a WholeLifeConfiguration.

#### Meta Model

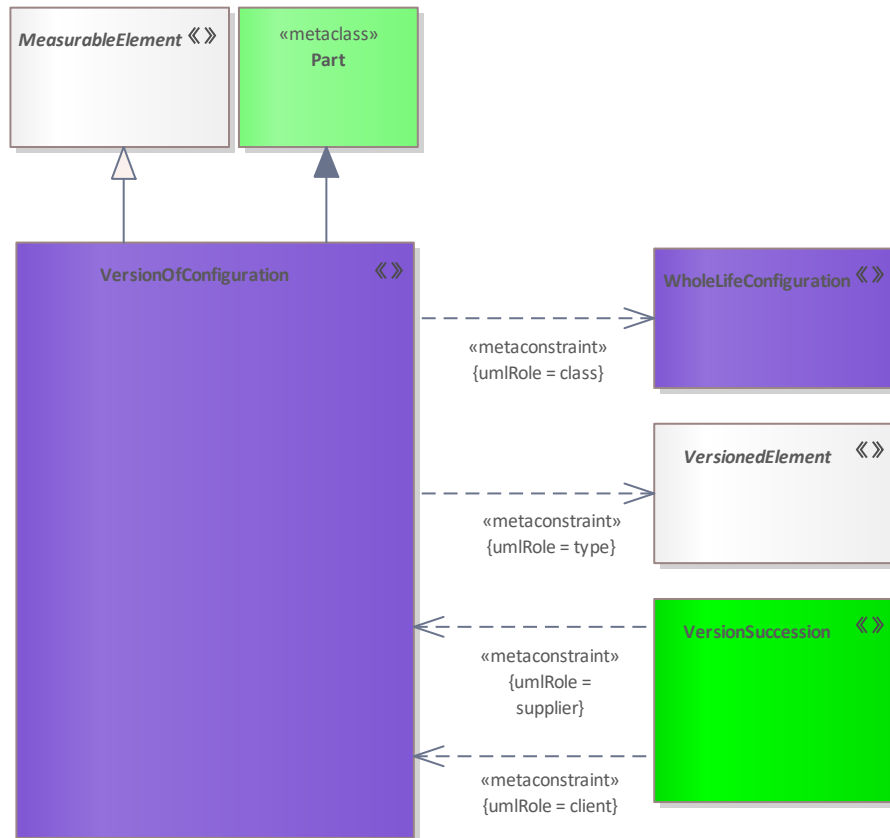


Figure 359: VersionOfConfiguration

#### Elements in Diagram

Name	Definition
<a href="#">MeasurableElement</a>	Abstract type, grouping elements that can be measured by applying MeasurementSets to them.
<a href="#">VersionedElement</a>	An abstract type grouping ResourcePerformer and ServiceSpecification that allows VersionOfConfiguration to be related to ActualProjectMilestones.
<a href="#">VersionOfConfiguration</a>	A property of a WholeLifeConfiguration, used in version control of a VersionedElement. It asserts that a VersionedElement is a version of a WholeLifeConfiguration.
<a href="#">VersionSuccession</a>	A tuple between two VersionOfConfigurations that denotes that one VersionOfConfiguration follows from another.
<a href="#">WholeLifeConfiguration</a>	A set of VersionedElements.

#### Tagged Values

Tag Name	Valid Values
URI	String

#### Relevant Viewpoints

- [Pr - Configuration Management](#)

## 3.304 VersionReleased

### Definition

A relationship that expresses that an actual project milestone releases an versioned element.

### Meta Model

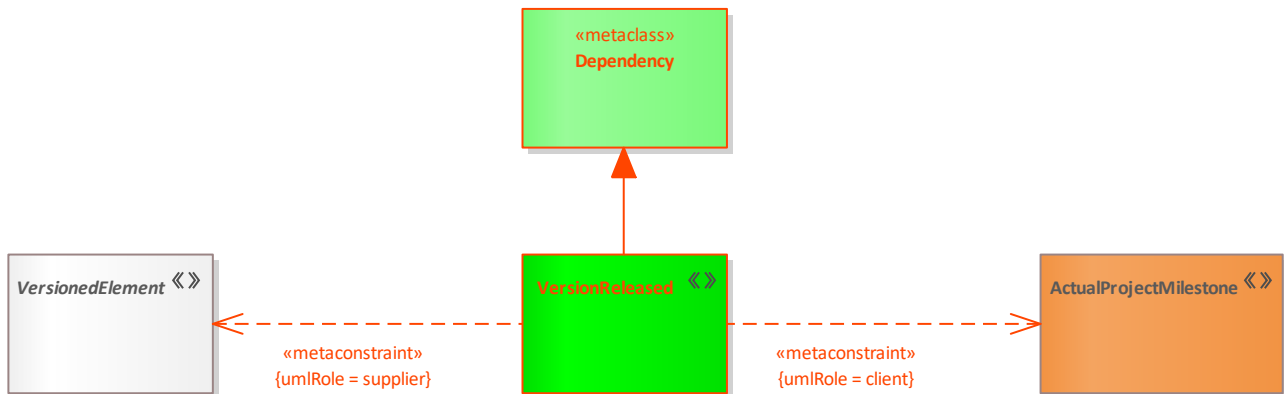


Figure 360: VersionReleased

### Elements in Diagram

Name	Definition
<a href="#">ActualProjectMilestone</a>	An event with a start date in a ActualProject from which progress is measured.
<a href="#">VersionedElement</a>	An abstract type grouping ResourcePerformer and ServiceSpecification that allows VersionOfConfiguration to be related to ActualProjectMilestones.
<a href="#">VersionReleased</a>	A relationship that expresses that an actual project milestone releases an versioned element.

### Tagged Values

#### Relevant Viewpoints

- [Cr - Capability Roadmap](#)
- [Lr - Lines of Development](#)
- [Pr - Configuration Management](#)
- [Sr - Service Roadmap](#)

## 3.305 VersionSuccession

### Definition

A tuple between two VersionOfConfigurations that denotes that one VersionOfConfiguration follows from another.

### Meta Model

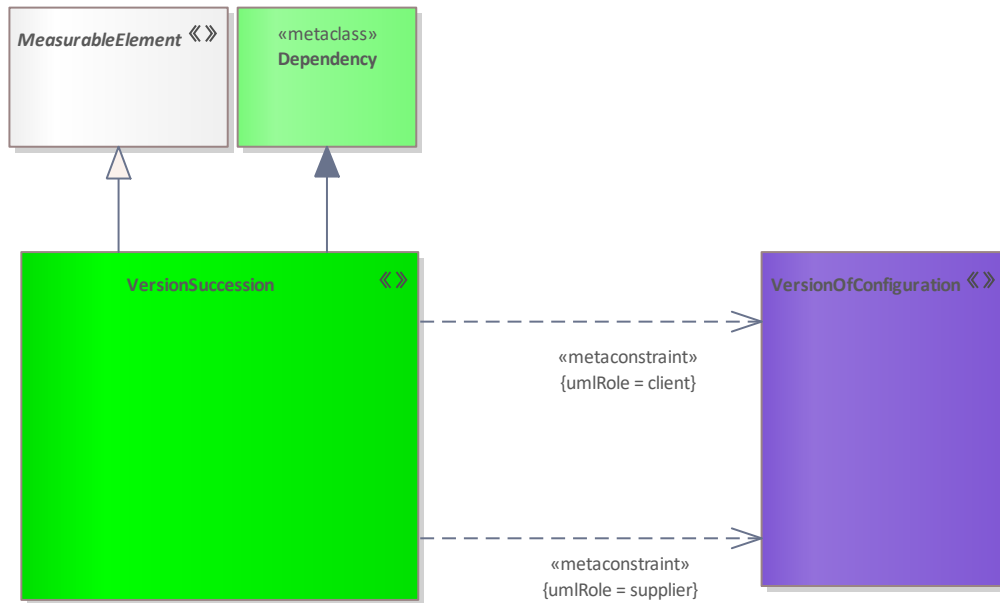


Figure 361: VersionSuccession

### Elements in Diagram

Name	Definition
<a href="#">MeasurableElement</a>	Abstract type, grouping elements that can be measured by applying MeasurementSets to them.
<a href="#">VersionOfConfiguration</a>	A property of a WholeLifeConfiguration, used in version control of a VersionedElement. It asserts that a VersionedElement is a version of a WholeLifeConfiguration.
<a href="#">VersionSuccession</a>	A tuple between two VersionOfConfigurations that denotes that one VersionOfConfiguration follows from another.

### Tagged Values

Tag Name	Valid Values
URI	String

### Relevant Viewpoints

- [Pr - Configuration Management](#)

## 3.306 VersionWithdrawn

### Definition

A relationship that expresses that an actual project milestone withdraws an versioned element.

### Meta Model

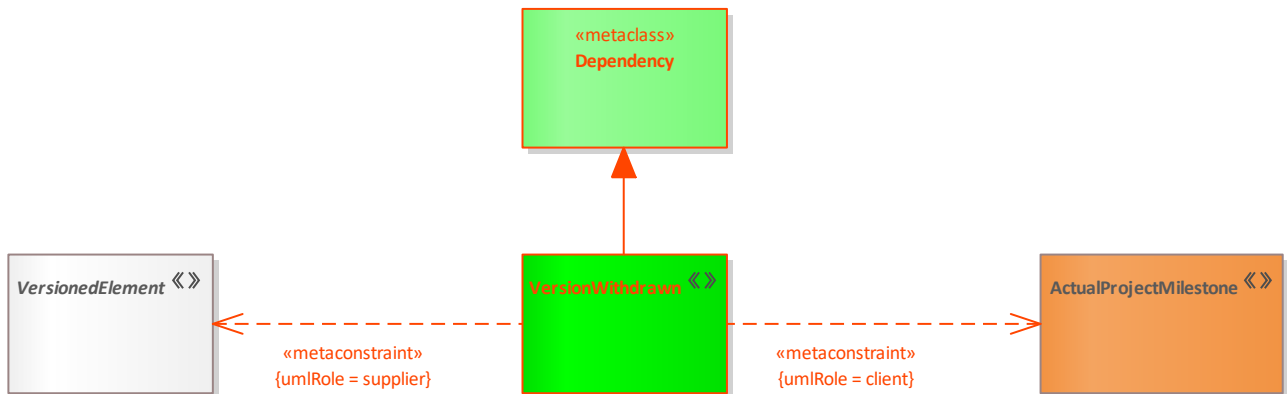


Figure 362: VersionWithdrawn

### Elements in Diagram

Name	Definition
<a href="#">ActualProjectMilestone</a>	An event with a start date in a ActualProject from which progress is measured.
<a href="#">VersionedElement</a>	An abstract type grouping ResourcePerformer and ServiceSpecification that allows VersionOfConfiguration to be related to ActualProjectMilestones.
<a href="#">VersionWithdrawn</a>	A relationship that expresses that an actual project milestone withdraws an versioned element.

### Tagged Values

#### Relevant Viewpoints

- [Cr - Capability Roadmap](#)
- [Lr - Lines of Development](#)
- [Pr - Configuration Management](#)
- [Sr - Service Roadmap](#)

## 3.307 View

### Definition

An architecture view expresses the architecture of the system-of-interest in accordance with an architecture viewpoint (or simply, viewpoint). [ISO/IEC/IEEE 42010:2011(E)].

### Meta Model

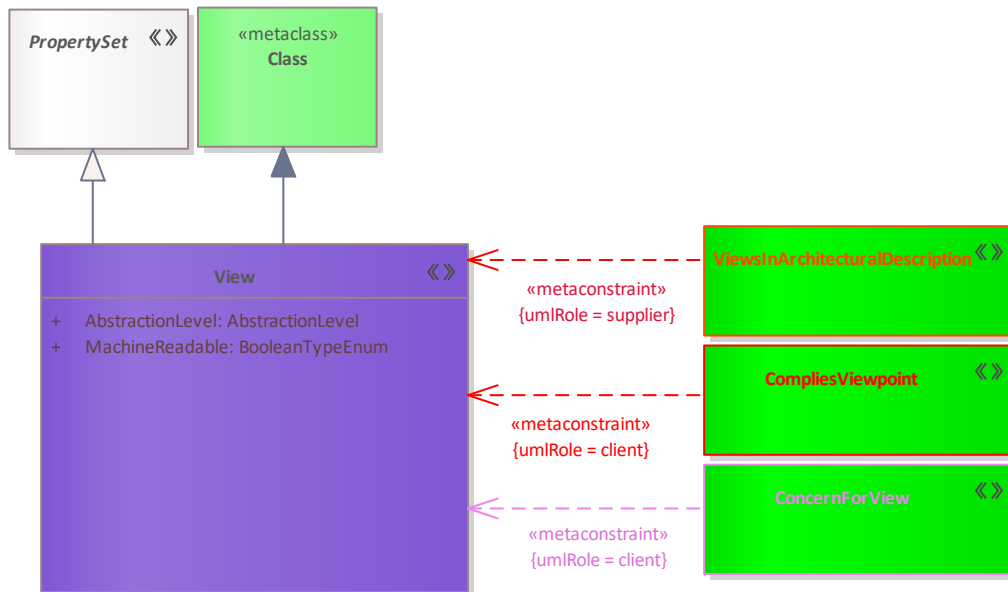


Figure 363: View

### Elements in Diagram

Name	Definition
<a href="#">CompliesViewpoint</a>	Relationship that expresses that a view has been created according to the specifications of a viewpoint.
<a href="#">ConcernForView</a>	A relationship that expresses which concerns are covered by view.
<a href="#">PropertySet</a>	An abstract type grouping architectural elements that can own Measurements.
<a href="#">View</a>	An architecture view expresses the architecture of the system-of-interest in accordance with an architecture viewpoint (or simply, viewpoint). [ISO/IEC/IEEE 42010:2011(E)].
<a href="#">ViewsInArchitecturalDescription</a>	A relationship that expresses that an architectural description includes the following views.

### Tagged Values

Tag Name	Valid Values
AbstractionLevel	not set, 0, 1, 2, 3, 4, 5, 6, R
MachineReadable	true, false, unknown, not set
URI	String

### Relevant Viewpoints

- [A2 - Architecture Products](#)

## 3.308 Viewpoint

### Definition

An architecture viewpoint frames (to formulate or construct in a particular style or language) one or more concerns. A concern can be framed by more than one viewpoint. [ISO/IEC/IEEE 42010:2011(E)].

### Meta Model

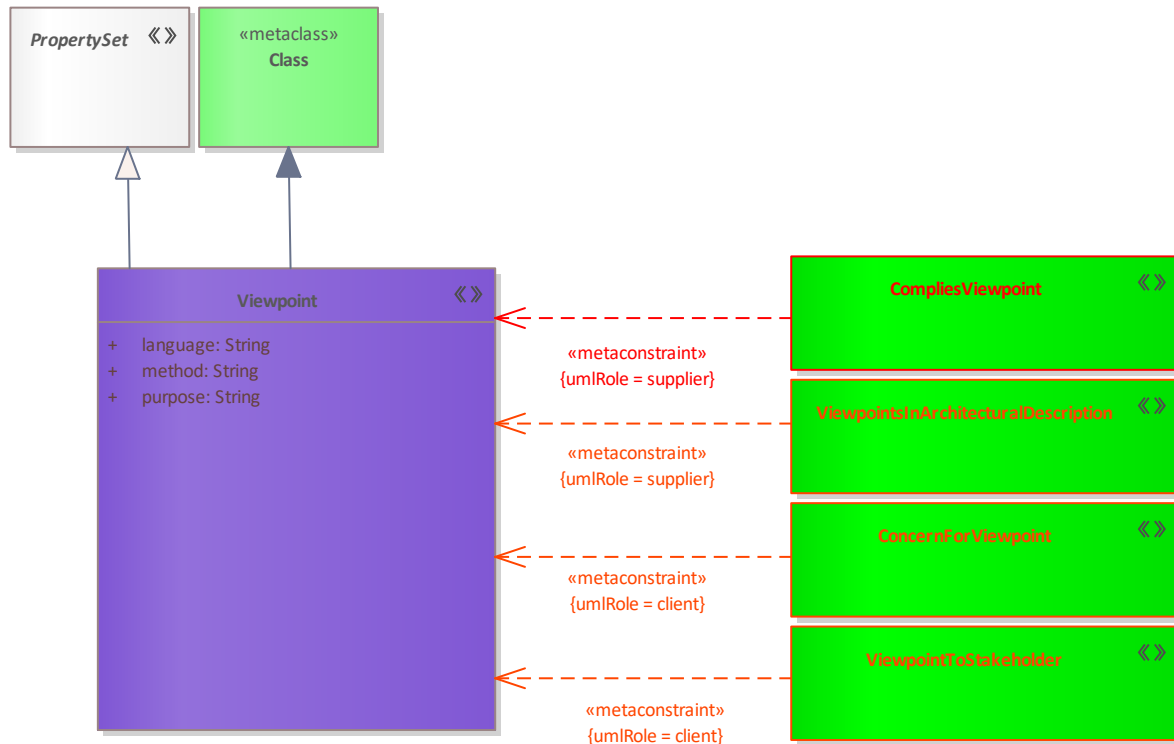


Figure 364: Viewpoint

### Elements in Diagram

Name	Definition
<a href="#">CompliesViewpoint</a>	Relationship that expresses that a view has been created according to the specifications of a viewpoint.
<a href="#">ConcernForViewpoint</a>	A relationship that expresses which concerns are covered by viewpoint.
<a href="#">PropertySet</a>	An abstract type grouping architectural elements that can own Measurements.
<a href="#">Viewpoint</a>	An architecture viewpoint frames (to formulate or construct in a particular style or language) one or more concerns. A concern can be framed by more than one viewpoint. [ISO/IEC/IEEE 42010:2011(E)].
<a href="#">ViewpointsInArchitecturalDescription</a>	A relationship that expresses that an architectural description includes the following viewpoints.
<a href="#">ViewpointToStakeholder</a>	A relationship that expresses which stakeholder needs viewpoint.

### Tagged Values

Tag Name	Valid Values
AbstractionLevel	not set, 0, 1, 2, 3, 4, 5, 6, R
language	String
method	String
purpose	String
URI	String

### Relevant Viewpoints

- [A2 - Architecture Products](#)



## 3.309 ViewpointsInArchitecturalDescription

### Definition

A relationship that expresses that an architectural description includes the following viewpoints.

### Meta Model

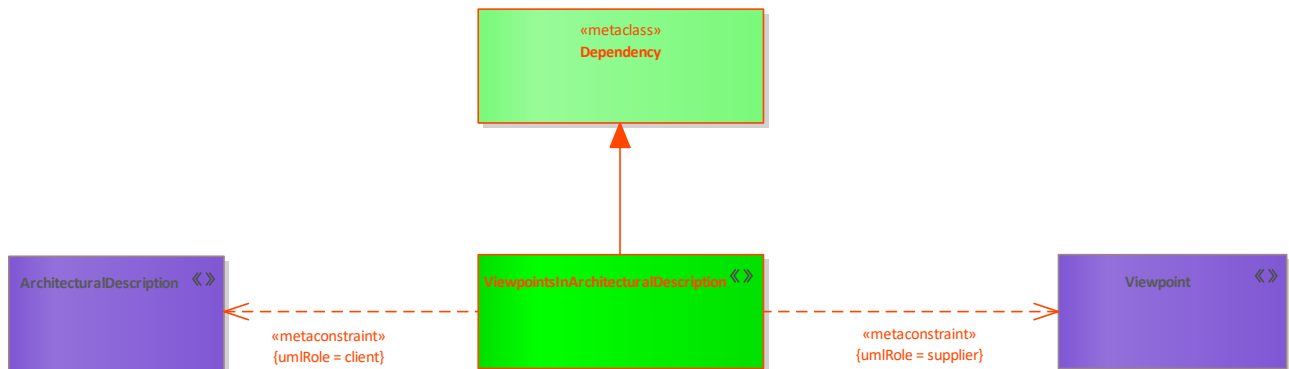


Figure 365: ViewpointsInArchitecturalDescription

### Elements in Diagram

Name	Definition
<a href="#">ArchitecturalDescription</a>	An Architecture Description is a work product used to express the Architecture of some System Of Interest. It provides executive-level summary information about the architecture description in a consistent form to allow quick reference and comparison bet
<a href="#">Viewpoint</a>	An architecture viewpoint frames (to formulate or construct in a particular style or language) one or more concerns. A concern can be framed by more than one viewpoint. [ISO/IEC/IEEE 42010:2011(E)].
<a href="#">ViewpointsInArchitecturalDescription</a>	A relationship that expresses that an architectural description includes the following viewpoints.

### Tagged Values

### Relevant Viewpoints

- [A2 - Architecture Products](#)

## 3.310 ViewpointToStakeholder

### Definition

A relationship that expresses which stakeholder needs viewpoint.

### Meta Model

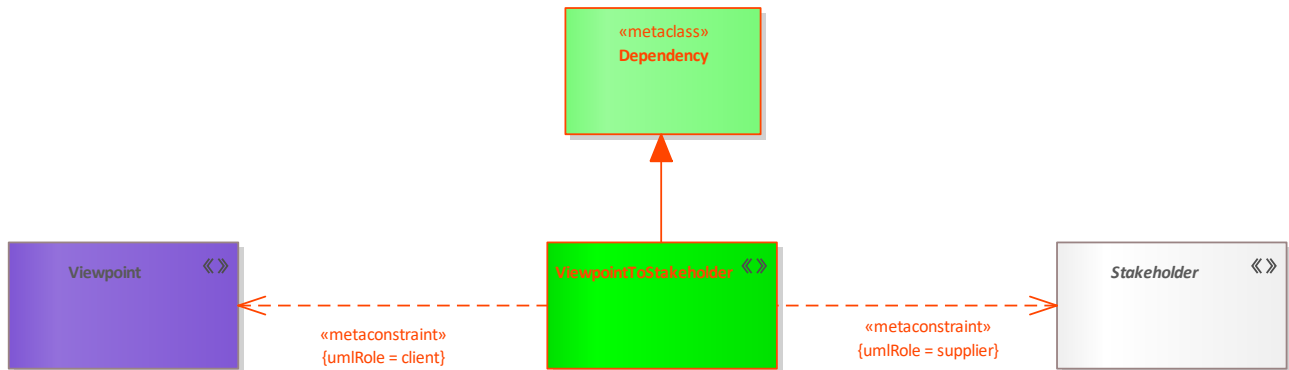


Figure 366: ViewpointToStakeholder

### Elements in Diagram

Name	Definition
<a href="#">Stakeholder</a>	individual, team, organization, or classes thereof, having an interest in an EnterprisePhase [ISO/IEC/IEEE 42010:2011].
<a href="#">Viewpoint</a>	An architecture viewpoint frames (to formulate or construct in a particular style or language) one or more concerns. A concern can be framed by more than one viewpoint. [ISO/IEC/IEEE 42010:2011(E)].
<a href="#">ViewpointToStakeholder</a>	A relationship that expresses which stakeholder needs viewpoint.

### Tagged Values

### Relevant Viewpoints

- [A2 - Architecture Products](#)

### 3.311 ViewsInArchitecturalDescription

#### Definition

A relationship that expresses that an architectural description includes the following views.

#### Meta Model

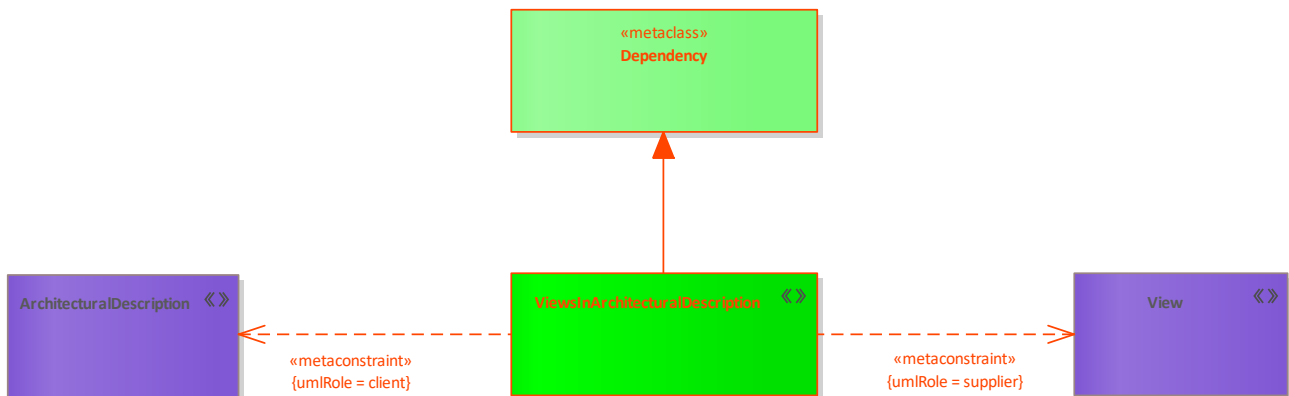


Figure 367: ViewsInArchitecturalDescription

#### Elements in Diagram

Name	Definition
<a href="#">ArchitecturalDescription</a>	An Architecture Description is a work product used to express the Architecture of some System Of Interest. It provides executive-level summary information about the architecture description in a consistent form to allow quick reference and comparison bet
<a href="#">View</a>	An architecture view expresses the architecture of the system-of-interest in accordance with an architecture viewpoint (or simply, viewpoint). [ISO/IEC/IEEE 42010:2011(E)].
<a href="#">ViewsInArchitecturalDescription</a>	A relationship that expresses that an architectural description includes the following views.

#### Tagged Values

#### Relevant Viewpoints

- [A2 - Architecture Products](#)

## 3.312 VisionForActualEnterprisePhase

### Definition

A relationship that expresses which actual enterprisephase implements an enterprisevision.

### Meta Model

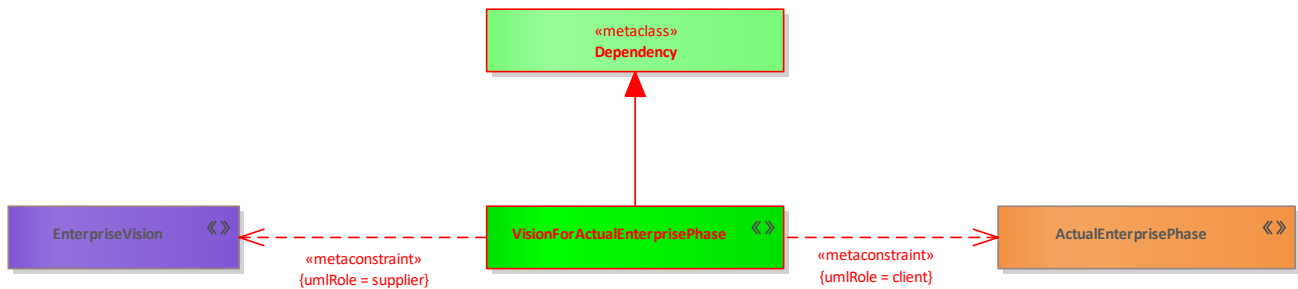


Figure 368: VisionForActualEnterprisePhase

### Elements in Diagram

Name	Definition
<a href="#">ActualEnterprisePhase</a>	The ActualState that describes the phase of an Enterprise endeavor.
<a href="#">EnterpriseVision</a>	A Vision describes the future state of the enterprise, without regard to how it is to be achieved.
<a href="#">VisionForActualEnterprisePhase</a>	A relationship that expresses which actual enterprisephase implements an enterprisevision.

### Tagged Values

### Relevant Viewpoints

- [C2 - Enterprise Vision](#)

## 3.313 WholeLifeConfiguration

### Definition

A set of VersionedElements.

### Meta Model

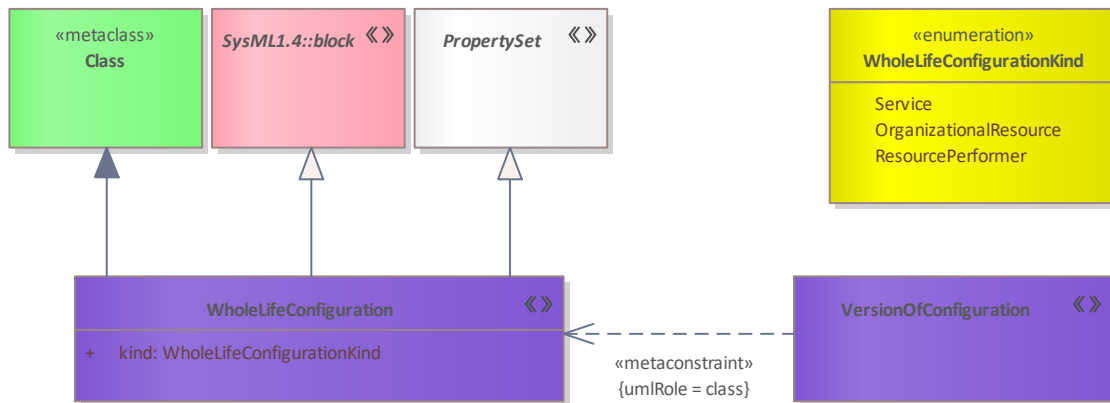


Figure 369: WholeLifeConfiguration

### Elements in Diagram

Name	Definition
<a href="#">PropertySet</a>	An abstract type grouping architectural elements that can own Measurements.
<a href="#">VersionOfConfiguration</a>	A property of a WholeLifeConfiguration, used in version control of a VersionedElement. It asserts that a VersionedElement is a version of a WholeLifeConfiguration.
<a href="#">WholeLifeConfiguration</a>	A set of VersionedElements.

### Tagged Values

Tag Name	Valid Values
kind	Service, OrganizationalResource, ResourcePerformer
URI	String

### Relevant Viewpoints

- [Pr - Configuration Management](#)

## 3.314 WholeLifeEnterprise

### Definition

A WholeLifeEnterprise is a purposeful endeavor of any size involving people, organizations and supporting systems. It is made up of TemporalParts and StructuralParts.

### Meta Model

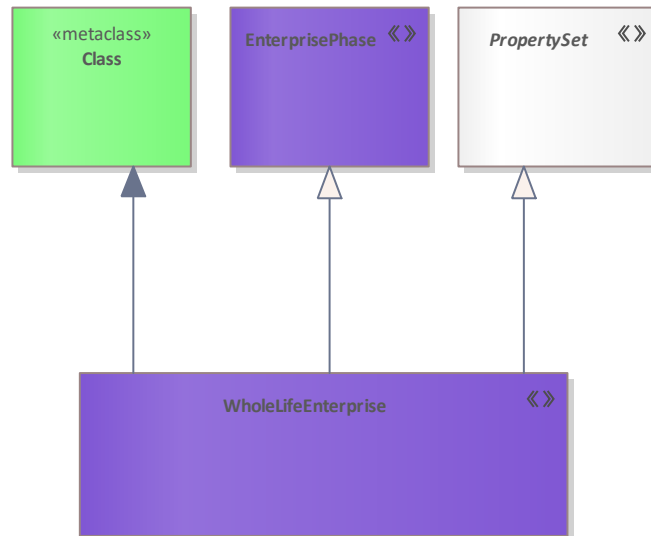


Figure 370: WholeLifeEnterprise

### Elements in Diagram

Name	Definition
<a href="#">EnterprisePhase</a>	A current or future state of the wholeLifeEnterprise or another EnterprisePhase.
<a href="#">PropertySet</a>	An abstract type grouping architectural elements that can own Measurements.
<a href="#">WholeLifeEnterprise</a>	A WholeLifeEnterprise is a purposeful endeavor of any size involving people, organizations and supporting systems. It is made up of TemporalParts and StructuralParts.

### Tagged Values

Tag Name	Valid Values
AbstractionLevel	not set, 0, 1, 2, 3, 4, 5, 6, R
toBe	true, false, unknown, not set
URI	String

### Relevant Viewpoints

- [A2 - Architecture Products](#)
- [C2 - Enterprise Vision](#)